

optiiemus

**30<sup>TH</sup>**

**ANNUAL REPORT  
2022-23**



OPTIEMUS INFRACOM LIMITED

## **CORPORATE INFORMATION**

### **BOARD OF DIRECTORS**

**Mr. Ashok Gupta**, Executive Chairman  
**Mr. Neetesh Gupta**, Non-Executive Director  
**Mr. Tejendra Pal Singh Josen**, Independent Director  
**Mr. Gautam Kanjilal**, Independent Director  
**Mr. Charan Singh Gupta**, Independent Director  
**Mr. Naresh Kumar Jain**, Independent Director  
**Ms. Ritu Goyal**, Independent Director

### **KEY MANAGERIAL PERSONNEL**

**Mr. Ashok Gupta**, Executive Chairman (Whole Time Director)  
**Mr. Vikas Chandra**, Company Secretary & Compliance Officer  
**Mr. Parveen Sharma**, Chief Financial Officer

### **STATUTORY AUDITORS**

M/s Mukesh Raj & Co.  
Chartered Accountants  
C-63, First Floor, Preet Vihar, New Delhi-110 092

### **REGISTERED OFFICE**

K-20, 2<sup>nd</sup> Floor, Lajpat Nagar - II,  
New Delhi-110 024  
Ph. No.: 011-2984 0906/07  
Website: [www.optiemus.com](http://www.optiemus.com)  
E-mail: [info@optiemus.com](mailto:info@optiemus.com)  
CIN: L64200DL1993PLC054086

### **REGISTRAR & SHARE TRANSFER AGENT**

Beetal Financial & Computer Services (P) Ltd.  
Beetal House, 3<sup>rd</sup> Floor, 99 Madangir,  
Behind Local Shopping Centre,  
Near Dada Harsukhdas Mandir,  
New Delhi- 110 062  
Phone: +91-11-2996 1281/83  
E-mail: [beetal@beetalfinancial.com](mailto:beetal@beetalfinancial.com)

### **CORPORATE OFFICE**

D-348, Sector-63, Noida,  
Uttar Pradesh-201 307  
Ph. No. : 0120-2406450

### **COMMITTEES OF BOARD**

Audit Committee  
Nomination and Remuneration Committee  
Stakeholders Relationship Committee  
Risk Management Committee  
Corporate Social Responsibility Committee  
Operations & Administration Committee

### **LISTED AT**

BSE Ltd.  
National Stock Exchange of India Ltd.

## CONTENTS

Chairman's Message .....	03
Directors' Report .....	04
Management Discussion & Analysis Report .....	33
Business Responsibility & Sustainability Report .....	41
Corporate Governance Report .....	78
Standalone Financial Statements .....	106
Consolidated Financial Statements .....	176
Notice of Meeting .....	247
Annexures to Notice .....	251
Instructions for e-voting and joining the AGM .....	253

## CHAIRMAN'S MESSAGE

### Dear Stakeholders,

It is my pleasure to present the 30<sup>th</sup> Annual Report of the Company "Optiemus Infracom Limited" for the financial year 2022-23.

After three years of COVID-19 led disruptions, FY 2022-23 was a great year for the group. This year, we saw an encouraging start as the demand momentum continued from the previous year. We stayed focused on strengthening our organization's underlying capabilities to deliver higher growth in the future.

As we are aspiring for a bigger tomorrow, we will continue push, expand our boundaries and create new opportunities.

### The Future is in India:

While the global economy is still uncertain, India has emerged as the world's fastest growing major economy. Electronics manufacturing has played a major role and will continue to do so. To boost the country's manufacturing and attract large investments, the Government of India introduced various Production Linked Incentive ("PLI") Schemes and other schemes like PMP (Phased Manufacturing Programme) for Hearable and Wearable category. These Schemes have been the driving force behind India's transformation into a global manufacturing hub.

Rapid expansion of competitive manufacturing at large scale landscape through localization and building a robust component ecosystem has played a pivotal role.

Concessions in customs duty are being given by the Government to certain consumer electronic devices to promote manufacturing across wearables, hearables and specific mobile phone components. This will continue in the future as well as the government is relentlessly pursuing \$300 billion Electronics manufacturing goal by 2025-26. India will soon be transformed completely into a global electronics manufacturing hub. With more global level manufacturing mandates coming into India, the future is in India.

The Company's wholly owned subsidiaries viz. Optiemus Electronics Limited ("OEL") and GDN Enterprises Private Limited ("GDN") are the beneficiaries of such PLI and PMP Schemes, where, OEL is engaged into manufacturing of mobile phones, hearable and wearable and IT Hardware Products; and GDN is engaged into manufacturing of Telecom and Networking Products.

The subsidiaries of the Company are currently well positioned player with market-ready capacities and capabilities to address the growing demand. We are committed to enhance our manufacturing capabilities and capacities to support our expanding operations.

During the F.Y. 2022-23, the Government of India has proposed to increase the financial outlay from INR 7350 crores to around INR 19000 crores under the PLI scheme of IT and Hardware along with increase in incentive rates. OEL is the approved applicant of such PLI Scheme.

I am also pleased to inform you that OEL has achieved a milestone of production of 1 Million Hearable/Wearable devices in a single month i.e. September 2022 under the 'Make in India programme' of our Hon'ble Prime Minister Shri Narendra Modi Ji and with introduction of the Phased Manufacturing Programme (PMP) in Hearable and Wearable announced in Budget 2022 effective from April 01, 2022. Our commitment to sustainable long-term growth is the foundation of our Company's strength.

Forbes India, a leading magazine, in its Manufacturing Special Edition of July 2022, released on July 04, 2022, has profiled Optiemus Group under the heading "**Optimal Advantage**" giving an edge to company's visibility to the market place.

We have successfully repaid all our debt and now stand as a debt-free company. This accomplishment has further strengthened our balance sheet on standalone basis, providing us with strategic flexibility and the ability to self-fund our capital expenditure and working capital requirements.

Further, the Board of Directors of the Company in its meeting held on 26<sup>th</sup> May, 2023 has declared an interim dividend of Rs. 1.50/- (15%) per Equity Share of Rs. 10/- each on the Equity Share Capital of the Company for the financial year 2022-23, which has been duly paid.

I would like to express my gratitude to the Board members, employees, shareholders, customers, and other stakeholders for the support and continued faith in the Company. I will look forward to your guidance, as always, to take this Company to even greater heights.

**Thanking You,**

**Ashok Gupta**  
Executive Chairman

## DIRECTORS' REPORT

Dear Members,

The Directors of your Company are pleased to present the 30<sup>th</sup> Annual Report on the business and operations of the Company along with the Audited Annual Accounts for the financial year ended March 31, 2023.

### 1. FINANCIAL SYNOPSIS:

Key aspects of Financial Performance of the Company for the year ended March 31, 2023 are tabulated below pursuant to the Companies (Accounts) Rules, 2014.

The consolidated performance of the Company and its subsidiaries has also been set out herein and wherever required:

*(INR in Lacs except EPS)*

Particulars	Standalone		Consolidated	
	Year ended 31.03.2023	Year ended 31.03.2022	Year ended 31.03.2023	Year ended 31.03.2022
Revenue from operations	59,727.15	42,973.02	1,17,388.10	47,163.22
Total Expenses	60,112.42	44,707.90	1,16,787.30	50,196.30
Profit/Loss before Exceptional & Extraordinary Items, Share of Profit/Loss of Associate and Tax	4,265.06	2,577.01	6,005.52	558.39
Exceptional Items	-	-	-	-
Profit/Loss from Associates and Joint Venture	-	-	(691.68)	(89.07)
Profit/Loss Before Tax	4,265.06	2,577.01	5,313.84	469.33
<b>Less: Tax Expense:</b>				
(1) Current Tax	(307.77)	(816.97)	(307.77)	(816.98)
(2) Deferred Tax Credit	(754.99)	13.51	(1,096.38)	181.81
(3) Taxation Adjustment of previous year (net)	277.94	79.09	277.94	73.70
Total Profit/Loss for the year	3,480.25	1,852.64	4,187.63	(92.17)
Total Comprehensive Income	3,479.50	1,857.24	4,186.89	(87.56)
Earnings per equity share	4.05	2.16	4.88	(0.10)

### 2. INFORMATION ON STATE OF AFFAIRS OF THE COMPANY

Financial year 2022-23 was the first year post COVID-19 disruptions with a stable business environment. During the financial year 2022-23, the overall revenue from operations increased by 38.99% from Rs. 42,973.02 Lacs (FY 2021-22) to Rs. 59,727.15 Lacs. The profit of the Company also increased from Rs. 1857.24 Lacs (FY 2021-22) to Rs. 3,479.50 Lacs. Detailed information on state of affairs of the Company is given in Management Discussion and Analysis Report forming part of this Report.

### **3. SUBSIDIARIES AND ASSOCIATE COMPANIES**

There is no company which has become or ceased to be subsidiary company during the financial year 2022-23.

As on March 31, 2023, the Company has 3 (Three) Wholly Owned Subsidiaries viz. Optiemus Infracom (Singapore) Pte Limited, GDN Enterprises Private Limited and Optiemus Electronics Limited, 2 (Two) Subsidiaries viz. FineMS Electronics Private Limited and Troosol Enterprises Private Limited and 1 (One) Associate Company viz. Teleecare Network India Private Limited.

As on March 31, 2023, the Company has no material subsidiary. The Policy for determining material subsidiaries is hosted on the website of the Company under the web link [https://www.optiemus.com/policies/Policy\\_For\\_Determining\\_Material\\_Subsidiaries.pdf](https://www.optiemus.com/policies/Policy_For_Determining_Material_Subsidiaries.pdf).

Further, in accordance with the provisions of Section 129(3) of the Companies Act, 2013 read with Rule 8 of Companies (Accounts) Rules, 2014, the Company has prepared its consolidated financial statement including all of its subsidiaries and associate which are forming part of this Annual Report.

A Report on Performance and Financial Position of each of the Subsidiaries and Associate Companies included in the Consolidated Financial Statement is presented in a separate section in this Annual Report. Please refer Form No. AOC-1 annexed as **Annexure-1** to this Report.

In terms of Section 136 of the Companies Act, 2013, the Annual Report of the Company, containing therein its standalone and the consolidated financial statements has been hosted on the Company's website under the web link <https://www.optiemus.com/annualreport.html>. Further, the annual accounts of each of the said subsidiary companies of the Company have also been hosted on the Company's website under the web link <https://www.optiemus.com/subsidiaries.html>.

### **4. TRANSFER TO RESERVES**

During the year, the Board of Directors of the Company has decided not to transfer any amount to the reserves and entire amount of profit for the year forms part of the 'Retained Earnings'.

### **5. DIVIDEND**

The Board of Directors of the Company in its meeting dated May 26, 2023 has declared an Interim Dividend of Rs. 1.50/- (15%) per Equity Share of Rs. 10/- each for the financial year 2022-23, which has been duly paid to those shareholders who hold shares of the Company as on record date i.e. 7<sup>th</sup> June, 2023.

Further, the Dividend Distribution Policy of the Company is available on the website of the Company and can be accessed at [https://www.optiemus.com/policies/Dividend\\_Distribution\\_Policy.pdf](https://www.optiemus.com/policies/Dividend_Distribution_Policy.pdf).

### **6. DEPOSITS**

During the year, the Company has not accepted any deposits within the meaning of the provisions of Section 73 of the Companies Act, 2013 and rules made thereunder.

### **7. CHANGE IN NATURE OF BUSINESS**

Considering the future business opportunities and for expansion of business base, the Board of Directors and Shareholders in their respective meeting held on August 29, 2022 and September 29, 2022 has accorded their approval for doing the following additional business activity and incorporated the same in object clause of Memorandum of Association of the Company:

*“To carry on the business of buying, selling, reselling, import, export, transporting, storing, developing, promoting, marketing or supplying, trading, dealing in any manner whatsoever in all type of goods including but not limited to, hearable, wearable, advance licensing, telecom equipment etc. on retail as well as on wholesale basis in India or elsewhere.”*

There was no other change in the nature of business of the Company during the financial year 2022-23.

## **8. MATERIAL CHANGES AND COMMITMENT**

There were no material changes and commitments affecting the financial position of the Company occurred between the end of the financial year to which this financial statements relate and the date of this Report.

## **9. NOMINATION AND REMUNERATION POLICY**

In adherence to Section 178(1) of the Companies Act, 2013 and Regulation 19(4) read with Part D of the Schedule II of SEBI (Listing Obligations and Disclosure Requirements) Regulations, 2015, the Board of Directors of the Company has approved a policy on Directors, Key Managerial Personnel and Senior Management Personnel's appointment and their remuneration including criteria for determining qualifications, positive attributes, independence of a director and other matters provided u/s 178(3), based on the recommendations of the Nomination and Remuneration Committee. Extract of Nomination and Remuneration Policy of the Company is given in **Annexure-2** and forms part of this Report. The Policy is also available on the website of the Company and can be accessed under the web link [https://www.optiemus.com/policies/Nomination And Remuneration Policy.pdf](https://www.optiemus.com/policies/Nomination%20And%20Remuneration%20Policy.pdf).

## **10. ANNUAL RETURN**

In terms of Section 92 and Section 134 of the Companies Act, 2013 read with Rule 12 of the Companies (Management and Administration) Rules, 2014, the Annual Return of the Company for the Financial Year 2022-23 will be available on the website of the Company at <https://www.optiemus.com/annual-return.html> in due course.

## **11. NUMBER OF MEETINGS OF THE BOARD**

During the Financial Year 2022-23, the Board of Directors duly met 6 (Six) times on April 27, 2022, May 30, 2022, August 11, 2022, August 29, 2022, November 09, 2022 and February 13, 2023. Detailed information on Board Meetings is given in Corporate Governance Report forming part of this Annual Report.

Further, during the year, a separate meeting of the Independent Directors of the Company was held on February 13, 2023 to discuss and review the performance of all other Non-Independent Directors, Chairman of the Company and the Board as a whole and for reviewing and assessing the matters as prescribed under Schedule IV of the Companies Act, 2013 and Regulation 25(4) of SEBI (Listing Obligations and Disclosure Requirements) Regulations, 2015.

## **12. DIRECTORS' RESPONSIBILITY STATEMENT**

In pursuance to clause (c) of sub-section (3) of Section 134 of the Companies Act, 2013, to the best of their knowledge and belief, the Directors of your Company hereby confirm that:

- (i) in the preparation of the annual accounts, the applicable accounting standards had been followed along with proper explanation relating to material departures;
- (ii) the directors had selected such accounting policies and applied them consistently and made judgments and estimates that are reasonable and prudent so as to give a true and fair view of the state of affairs of the company at the end of the financial year and of the profit and loss of the company for that period;
- (iii) the directors had taken proper and sufficient care for the maintenance of adequate accounting records in accordance with the provisions of this Act for safeguarding the assets of the company and for preventing and detecting fraud and other irregularities;
- (iv) the directors had prepared the annual accounts on a going concern basis;
- (v) the directors had laid down internal financial controls to be followed by the company and that such internal financial controls are adequate and were operating effectively; and

(vi) the directors had devised proper systems to ensure compliance with the provisions of all applicable laws and that such systems were adequate and operating effectively.

### **13. PARTICULARS OF LOANS, GUARANTEES OR INVESTMENTS UNDER SECTION 186 OF THE COMPANIES ACT, 2013**

Pursuant to the provisions of Section 186 of the Companies Act, 2013, complete details of Investments made, Loans/securities and Guarantee given, falling under the provisions of Section 186 of the Companies Act, 2013, are given under Note No(s). 5a, 5b, 9a, 9e, and 32b of the notes to standalone financial statements.

### **14. RISK MANAGEMENT FRAMEWORK**

The Company has taken necessary steps for risk management including identifying risk which may threaten the existence/ operations of the Company. The Board of Directors have also constituted a Risk Management Committee to oversee the Risk Management process.

In line with the SEBI (Listing Obligations and Disclosure Requirements) Regulations, 2015, the Company has set up a Risk Management Committee to monitor the risks and their mitigating actions. The details of Risk Management Committee are provided in the Corporate Governance Report.

### **15. CORPORATE SOCIAL RESPONSIBILITY**

As per the provisions of Section 135 of the Companies Act, 2013, the Company has constituted Corporate Social Responsibility (“CSR”) Committee, but, the Company was not required to spend any amount towards CSR activities during the financial year 2022-23 as the average net profits of three immediately preceding financial years was negative.

As on March 31, 2023, the CSR Committee comprise of the following members, namely:

<b>Name</b>	<b>Designation</b>	<b>Position</b>
Mr. Naresh Kumar Jain	Independent Director	Chairman
Mr. Gautam Kanjilal	Independent Director	Member
Mr. Neetesh Gupta	Non-Executive Director	Member

### **16. DISCLOSURE ON ESTABLISHMENT OF VIGIL MECHANISM**

Section 177(9) of the Companies Act, 2013 and Regulation 22 of SEBI (Listing Obligations and Disclosure Requirements) Regulations, 2015, *inter alia*, provides for the mandatory requirement for all listed companies to establish a mechanism called, ‘Whistle Blower Policy’ for directors and employees to report to the management, instances of unethical behavior, actual or suspected, fraud or violation of the Company’s, code of conduct.

In compliance of the above requirements, the Company has established Vigil (Whistle Blower) Mechanism and formulated a Policy which aims to provide a channel to the Directors and employees to report genuine concerns about unethical behavior, actual or suspected fraud or violation of the Codes of Conduct or policy. The Vigil (Whistle Blower) Mechanism aims to ensure that the Company is committed to adhere to the highest standards of ethical, moral and legal conduct of business operations and in order to maintain these standards, the Company encourages its employees who have genuine concerns about suspected misconduct to come forward and express these concerns without fear of punishment or unfair treatment.

Further, the Company hereby affirms that no Director/ Employee has been denied access to the Chairman of the Audit Committee and that no complaints were received during the year.

The Policy is hosted on the Company’s website under the web link [https://www.optiemus.com/policies/Vigil\\_Mechanism\\_Whistle\\_Blower\\_Policy.pdf](https://www.optiemus.com/policies/Vigil_Mechanism_Whistle_Blower_Policy.pdf).



## **17. DIRECTORS & KEY MANAGERIAL PERSONNEL**

### **a. Induction, re-appointment and Resignation**

During the year, the following changes took place in the composition of Directors and Key Managerial Personnel:

- Mrs. Renu Gupta, Non-Executive Director, has resigned from the post of Directorship of the Company with effect from the closure of business hours of August 29, 2022 due to her pre-occupation and commitments. The Board of Directors places on record their appreciation towards Mrs. Renu Gupta's contributions in the Company during her tenure.
- Mr. Ashok Gupta was re-appointed as a Whole-time Director, designated as Executive Chairman of the Company, for a period of further 3 (Three) years with effect from April 01, 2023 to March 31, 2026 by the shareholders of the Company in the 29<sup>th</sup> Annual General Meeting held on September 29, 2022.
- In accordance with Section 152(6) of the Companies Act, 2013, the period of office of at least two-third of total Directors of the Company shall be liable to retire by rotation, out of which at least one-third Directors shall retire at every Annual General Meeting. Hence, this year, Mr. Ashok Gupta (DIN: 00277434) retires from the Board by rotation and being eligible, offers himself for re-appointment. The Board recommends his re-appointment.

The details of Directors being recommended for appointment/re-appointment as required under SEBI (Listing Obligations and Disclosure Requirements) Regulations, 2015 and Secretarial Standard-2 are contained in the Notice of ensuing Annual General Meeting of the Company. Appropriate resolution seeking shareholders' approval for the re-appointment of Director is included in the Notice of Annual General Meeting.

None of the Whole-Time Key Managerial Personnel (KMP) of the Company is holding office in any other Company as a Key Managerial Personnel.

Further, none of the Directors / KMP of the Company is disqualified under any of the provisions of the Companies Act, 2013 and relevant Regulations of SEBI (Listing Obligations and Disclosure Requirements) Regulations, 2015.

### **b. Declaration by Independent Directors**

The Company has received declarations from all the Independent Directors confirming and certifying that they continue to meet the criteria of independence as provided in Section 149 of the Companies Act, 2013 and Regulation 16 of the SEBI (Listing Obligations and Disclosure Requirements) Regulations, 2015. In the opinion of the Board, all the Independent Directors fulfill the conditions for appointment/ re-appointment as an Independent Director on the Board.

Further, in the opinion of the Board, all the Independent Directors also possess the attributes of integrity, expertise and experience as required to be disclosed under Rule 8(5) (iii) (a) of the Companies (Accounts) Rules, 2014 and all the Independent Directors are registered in the databank of Indian Institute of Corporate Affairs.

### **c. Inter-se relationship of Directors**

Mr. Neetesh Gupta, Non-Executive Director and Mr. Ashok Gupta, Executive Chairman are inter-related, wherein Mr. Neetesh Gupta is son of Mr. Ashok Gupta. No relationship exists between other Directors/ KMP.

### **d. Selection and Appointment of Directors**

The charter of Nomination and Remuneration Committee of the Board empowers it to review the structure, size, composition, and diversity of the Board, evaluation of existing skills, defining gaps and making necessary recommendations to the Board.

**e. Board Evaluation**

The Companies Act, 2013 and the SEBI (Listing Obligations and Disclosure Requirements) Regulations, 2015 (“Listing Regulations”) requires the Annual Report to disclose the manner in which formal annual evaluation of the Board, its Committee and individual Directors is done and evaluation criteria thereof. Performance evaluation criteria for Board, Committees of the Board and Directors are placed on the Company’s website under the web link [https://www.optiemus.com/policies/Nomination\\_And\\_Remuneration\\_Policy.pdf](https://www.optiemus.com/policies/Nomination_And_Remuneration_Policy.pdf) as a part of Company’s Nomination & Remuneration Policy.

Manner in which said evaluation was made by the Board is given below:

- Based on the criteria, a structured questionnaire was prepared after taking into consideration *inter-alia* the inputs received from the Directors (except for the Director being evaluated) for the year under review. The structured questionnaire covered various aspects of the Board’s functioning such as strategic alignment and direction, engagement alignment, composition and structure, dynamics and culture, ethical leadership and corporate citizenship, support to the Board, Committees evaluation and self-evaluation etc.
- The ratings for Non-Independent Directors were given by the Independent Directors at a separate meeting convened by them. The ratings for Independent Directors were given by all the Directors excluding the Independent Director being evaluated. The evaluation for performance of Committees was done by the entire Board.
- A consolidated summary of the ratings given by each of the directors was then prepared separately for Independent & Non-Independent Directors, based on which a report on performance evaluation was prepared in respect of the performance of the Board, Directors individually and Committee(s).
- The report on performance evaluation of Non Independent Directors so arrived at was then noted and discussed by the Nomination and Remuneration Committee.
- The performance evaluation of Individual Directors including Chairman of the Board was done in accordance with the provisions of the Companies Act, 2013 and Listing Regulations and also based on the structured questionnaire mentioned above.

**f. Familiarization Programme for Independent Directors**

SEBI (Listing Obligations & Disclosure Requirements) Regulations, 2015 and the applicable provisions of Companies Act, 2013 requires conduction of familiarization programme of the Independent Directors. On these lines, Board has always endeavored to keep Independent Directors updated about the latest happenings in the Company, Industry and legal framework, for which Periodic familiarization programme are conducted for the directors about nature of industry, business model, roles, rights, responsibilities of Independent Directors, update on amendments in SEBI (Listing Obligations and Disclosure Requirements) Regulations, SEBI (Prohibition of Insider Trading) Regulations and Guidelines issued by SEBI regarding Board evaluation and its applicability to the Company etc.

**18. PARTICULARS OF EMPLOYEES AND OTHER DISCLOSURES**

Disclosures pertaining to remuneration and other details as required under Section 197(12) of the Companies Act, 2013 read with Rule 5 of the Companies (Appointment and Remuneration of Managerial Personnel) Rules, 2014 are given in **Annexure -3** forming part of this Annual Report.

**19. IMPLEMENTATION OF CORPORATE ACTION**

During the year under review, the Company has complied with the specified time limit for implementation of Corporate Action.

## 20. AUDITORS

### a) **Statutory Auditors**

At the 29<sup>th</sup> Annual General Meeting held on 29<sup>th</sup> September, 2022, the shareholders approved the re-appointment of M/s Mukesh Raj & Co., Chartered Accountants, (Firm Registration No. 016693N), as Statutory Auditors of the Company for a second term of 5 (Five) consecutive years until the conclusion of 34<sup>th</sup> Annual General Meeting to be held in the year 2027.

The Company has received a certificate of eligibility from M/s Mukesh Raj & Co, in accordance with the provisions of the Companies Act, 2013 and rules made thereunder and a confirmation that they continue to hold valid peer review certificate as required under Listing Regulations.

Further, the Auditors' Report for the financial year 2022-23 does not contain any qualification, reservation or adverse remark or disclaimer. The observations of Statutory Auditors in its reports on standalone and consolidated financials are self-explanatory and therefore, do not call for any further comments. The Auditors' Report is enclosed with the financial statements in this Annual Report. The Auditors didn't report any fraud during the year.

### b) **Secretarial Auditors**

Pursuant to the provisions of Section 204 of the Companies Act, 2013 read with Rule 9 of the Companies (Appointment and Remuneration of Managerial Personnel) Rules, 2014, M/s S.K. Batra & Associates, Company Secretaries, was re-appointed by the Board to undertake the Secretarial Audit of the Company for the financial year 2022-23. Secretarial Audit Report for the financial year 2022-23 as given by M/s S.K. Batra & Associates in the prescribed form MR-3 is annexed to this Report as **Annexure-4**.

#### **Annual Secretarial Compliance Report**

A Secretarial Compliance Report for the financial year ended March 31, 2023 on compliance of all applicable SEBI Regulations and circulars/ guidelines issued thereunder, was obtained from M/s S.K. Batra & Associates, Secretarial Auditors and submitted to both the Stock Exchanges i.e. NSE and BSE.

### c) **Cost Auditor**

Maintenance of cost records and audit thereof as specified by the Central Government under Section 148 of the Companies Act, 2013 is not applicable on the Company. Hence, the appointment of Cost Auditor is also not applicable on the Company.

## 21. DISCLOSURE UNDER SEXUAL HARASSMENT OF WOMEN AT WORKPLACE (PREVENTION, PROHIBITION & REDRESSAL) ACT, 2013

The Company has in place an Policy on Prevention of Sexual Harassment at Workplace in line with the requirements, *inter-alia*, of "The Sexual Harassment of Women at Workplace (Prevention, Prohibition Redressal) Act, 2013". An Internal Complaint Committee has been set up to consider and redress all the complaints received regarding sexual harassment. All employees (permanent, contractual, temporary and trainees) are covered under this policy.

The following is a summary of sexual harassment complaints received and disposed-off during the Financial Year 2022-23:

- No. of complaints pending at the beginning : Nil
- No. of complaints received : Nil
- No. of complaints disposed-off : N.A.

## 22. PARTICULARS OF CONSERVATION OF ENERGY, TECHNOLOGY ABSORPTION AND FOREIGN EXCHANGE EARNINGS AND OUTGO

### Conservation of Energy

Considering the nature of business of the Company, energy does not form a significant portion of the cost for the Company yet wherever possible and feasible, continuous efforts are being put for conservation of energy and minimize power cost. However, Capital expenditure on energy conservation equipment is not required, keeping in view the normal energy consumption in the business activity of the Company. Various steps are being taken for conservation of energy and using alternate sources of energy, to name a few:

- Advocating switching off lights and ACs when not required, turning off PCs when not in use, setting higher temperatures on air conditioners etc. to reduce consumption.
- Installed various energy saving electrical devices for saving energy.
- Puts control on usage of other electrical equipment's.

### Technology absorption

Taking into consideration the nature of Business of Company, no technology is being used.

### Foreign Exchange Earnings and Outgo

The Company has continued to maintain focus on and avail of export opportunities based on economic considerations.

Foreign Exchange Earnings & Outgo details are as follows:

Foreign Exchange details	As on 31 <sup>st</sup> March, 2023 (INR in Lacs)
Foreign Exchange Earnings(A) (Including deemed exports & sales through export houses)	233.79
Foreign Exchange Outgo (B)	1,177.57
Net Foreign Exchange Earnings (A-B)	(943.78)

## 23. RELATED PARTY TRANSACTIONS

All related party transactions are placed before the Audit Committee and the Board for its approval, as per applicable provisions of law. Prior omnibus approval of the Audit Committee is obtained as per SEBI Listing Regulations for the transactions which are foreseen and are repetitive in nature.

During the Financial Year, the Company has not entered into any materially significant related party contracts/ arrangements or transactions with the Company's promoters, Directors, Key Managerial personnel or their relatives, which could have had a potential conflict with the interests of the Company. All the contracts/arrangements or transactions entered into by the Company with Related party(ies) are in conformity with the provisions of the Companies Act, 2013 and SEBI (Listing Obligations and Disclosure Requirements) Regulations, 2015 and in the ordinary course of business and are on arm's length basis. In view of this, disclosure in Form AOC-2 is not applicable.

Further, suitable disclosures as required under IND AS have been made in Note 25 of the Notes to the financial statements.

The policy on Related Party Transactions as approved by the Board is hosted on the Company's website under the web link

[https://www.optiemus.com/policies/Policy on%20Materiality of Related Party Transactions and Dealing with Related Party Transaction.pdf](https://www.optiemus.com/policies/Policy%20Materiality%20of%20Related%20Party%20Transactions%20and%20Dealing%20with%20Related%20Party%20Transaction.pdf)

#### **24. SIGNIFICANT AND MATERIAL ORDERS**

During the year, there was no significant and material order passed by the Regulators or Courts or Tribunals impacting the going concern status and Company's operations in future.

#### **25. SHARE CAPITAL**

There was no increase / decrease in the Authorised Share Capital of the Company during the financial year.

During the Financial Year 2022-23, the Company has made an allotment of 43,000 equity shares pursuant to exercise of stock options by eligible employees under "Optiemus Employee Stock Option Scheme-2016" pursuant to SEBI (Share Based Employee Benefits and Sweat Equity) Regulations, 2021. Accordingly, the paid-up share capital of the Company increased from Rs. 85,81,41,910 to Rs. 85,85,71,910.

Further, there was no public issue, rights issue, bonus issue, sweat issue, preferential issue or redemption of shares, buy-back of shares made during the year. Also, the Company has not issued shares with differential voting rights.

#### **26. EMPLOYEE STOCK OPTION SCHEME**

The Shareholders of the Company at their Extra Ordinary General Meeting held on December 30, 2016 approved Optiemus Employee Stock Option Scheme - 2016 ("Scheme") for the permanent employees of the Company and its subsidiary Company(ies) (present or future) in accordance with the applicable laws. As per the Scheme, the Nomination and Remuneration Committee ("Committee"), at its meeting held on July 26, 2021 granted 5,00,000 Employee Stock Options ("Options") to the eligible employees of the Company and its subsidiary(ies), details of which are given in **Annexure-5** of the Report.

Further, details of options granted and exercised are also included in the notes to accounts forming part of financial statements.

On July 06, 2022, the Nomination and Remuneration Committee has passed the resolution to align the Scheme in accordance with SEBI (Share Based Employee Benefits and Sweat Equity) Regulations, 2021.

Thereafter, on September 29, 2022, the shareholders passed special resolution for:

- a) approval for amendment in Optiemus Employee Stock Option Scheme – 2016 for inclusion of grant of stock options to the employees of Group Company including Associate Company, in India or outside India, of the Company; and
- b) approval for increase in exercise period under Optiemus Employee Stock Option Scheme – 2016 i.e. from 30 days to 60 days from the date of respective vesting for all the future grants of options to be made, under the Scheme.

Further, the Board of Directors affirm that the scheme(s) has been implemented in accordance with Securities and Exchange Board of India and in accordance with the resolution of the Company passed in the General Meetings and a certificate to this effect, obtained from M/s S.K. Batra & Associates, Secretarial Auditors of the Company, will be placed before the shareholders at the ensuing Annual General Meeting.

#### **27. CREDIT RATING**

ICRA Limited has assigned the long-term credit rating of [ICRA] BBB (Minus) and a short-term credit rating of [ICRA] A3 for the credit facilities availed by the Company. The Outlook on the long-term Rating is Stable.

## **28. ADEQUACY OF INTERNAL FINANCIAL CONTROLS**

In the opinion of the Board, the Company has in place an adequate system of internal control commensurate with its size and nature of business. This system provides a reasonable assurance in respect of providing financial and operational information, complying with applicable statutes, safeguarding of assets of the Company and ensuring compliance with corporate policies. The Board has re-appointed M/s Rohit Kishan Garg & Co., Chartered Accountants (Firm Registration No. 0016480C) as an Internal Auditors of the Company for the financial year 2022-23 and their audit reports are submitted to the Audit Committee of Board which reviews and approves performance of internal audit function and ensures the necessary checks and balances that may need to be built into the control system. The Board, in consultation with the Internal Auditors monitors and controls the major financial risk exposures.

## **29. CORPORATE GOVERNANCE**

The Company strives to ensure that best corporate governance practices are identified, adopted and consistently followed. It is ensured that the practices being followed by the Company are in alignment with its philosophy towards Corporate Governance. The Company believes that good corporate governance is the basis for sustainable growth of the business and effective management of relationship among constituents of the system and always works towards strengthening this relationship through corporate fairness, transparency and accountability. The Company give prime importance to reliable financial information, integrity transparency, fairness, empowerment and compliance with law in letter and spirit.

M/s S.K. Batra & Associates, Practicing Company Secretaries have certified that the Company has complied with the mandatory requirements of corporate governance as stipulated in the SEBI (Listing Obligations and Disclosure Requirements) Regulations, 2015. The said certificate is annexed to this report as **Annexure-6**.

Further, pursuant to SEBI (Listing Obligations and Disclosure Requirements) Regulations, 2015, a separate section titled 'Corporate Governance' has been included in this Annual Report.

## **30. MANAGEMENT DISCUSSION AND ANALYSIS REPORT**

Management Discussion and Analysis Report for the year ended March 31, 2023, as stipulated under Regulation 34 of the SEBI (Listing Obligations and Disclosure Requirements) Regulations, 2015, is presented in a separate section and forms part of this Annual Report.

## **31. BUSINESS RESPONSIBILITY AND SUSTAINABILITY REPORT**

Business Responsibility and Sustainability Report for the year ended March 31, 2023, as stipulated under Regulation 34 of the SEBI (Listing Obligations and Disclosure Requirements) Regulations, 2015, is presented in a separate section and forms part of this Annual Report.

## **32. THE DETAILS OF APPLICATION MADE OR ANY PROCEEDING PENDING UNDER THE INSOLVENCY AND BANKRUPTCY CODE, 2016 (31 OF 2016) DURING THE YEAR ALONG WITH THEIR STATUS AS AT THE END OF THE FINANCIAL YEAR**

During the year, there was no application made or any proceeding pending in the name of the Company under the Insolvency and Bankruptcy Code, 2016 (31 of 2016).

## **33. THE DETAILS OF DIFFERENCE BETWEEN AMOUNT OF THE VALUATION DONE AT THE TIME OF ONE TIME SETTLEMENT AND THE VALUATION DONE WHILE TAKING LOAN FROM THE BANKS OR FINANCIAL INSTITUTIONS ALONG WITH THE REASONS THEREOF**

During the year, there was no instance of one time settlement with any Bank or Financial Institution. However, the Company has repaid all its secured debts and became a debt-free Company on standalone basis.

**34. IN CASE THE SECURITIES ARE SUSPENDED FROM TRADING, THE DIRECTORS REPORT SHALL EXPLAIN THERE AS ON THEREOF**

Not Applicable

**35. COMPLIANCE WITH SECRETARIAL STANDARDS**

The Company has complied with the applicable Secretarial Standards issued by the Institute of Company Secretaries of India.

**36. ACKNOWLEDGEMENT**

The Board of Directors wish to express their sincere appreciation for the co-operation and assistance received from the Bankers, Financial Institutions, Regulatory Authorities, Stakeholders including Customers and other business associates who have extended their valuable support and encouragement during the year under review.

The Board of Directors acknowledge the hard work, dedication, commitment and co-operation of the employees of the Company. The enthusiasm and unstinting efforts of the employees have enabled the Company to continue being a leading player in the Telecom Industry.

**On behalf of the Board of Directors  
For Optiemus Infracom Limited**

**Date: August 12, 2023  
Place: Noida (U.P.)**

**Ashok Gupta  
Executive Chairman  
DIN: 00277434**

**Annexure - 1  
Form No. AOC-1**

*Statement containing salient features of the financial statement of Subsidiaries/Associate Companies/Joint Ventures (Pursuant to first proviso to sub-section (3) of Section 129 read with Rule 5 of Companies (Accounts) Rules, 2014)*

**Part "A": Subsidiaries**

*(INR in lacs)*

S. No.	Particulars	31 <sup>st</sup> March, 2023	31 <sup>st</sup> March, 2023	31 <sup>st</sup> March, 2023	31 <sup>st</sup> March, 2023	31 <sup>st</sup> March, 2023
1	Name of Subsidiary Companies	Optiemus Electronics Limited	Troosol Enterprises Private Limited	GDN Enterprises Private Limited	FineMS Electronics Private Limited	Optiemus Infracom (Singapore) Pte. Ltd.
2	Date since when subsidiary was acquired	29.01.2016	13.11.2019	31.03.2022	09.07.2016	05.10.2011
3	Reporting period of the subsidiary concerned, if different from the holding Company's reporting period	N.A.	N.A.	N.A.	N.A.	N.A.
4	Reporting Currency	INR	INR	INR	INR	USD
5	Exchange Rate (in INR)	-	-	-	-	82.2169
6	Share Capital	1,549.40	1.00	251.00	100.00	22.90
7	Reserves & Surplus	2,654.16	(26.40)	(4,145.86)	(76.66)	(21.67)
8	Total Assets	42,701.20	238.31	4,806.95	28.80	1.31
9	Total Liabilities	38,497.65	263.71	8,701.81	5.45	0.97
10	Investment	-	-	-	-	-
11	Turnover	54,465.08	-	2,881.28	-	3.98
12	Profit before Taxation	1,398.89	2.70	234.91	(74.00)	0.11
13	Provision for Taxation	-	-	-	-	-
14	Profit after Taxation	1,016.48	2.41	276.22	(74.00)	0.11
15	Proposed Dividend	-	-	-	-	-
16	% of Shareholding	100%	60%	100%	60%	100%

\*There is no subsidiary which is yet to commence operations.



**Part “B”: Associates and Joint Ventures**

**Statement pursuant to Section 129 (3) of the Companies Act, 2013 related to Associate Companies and Joint Ventures**

*(INR in Lacs except No. of Equity Shares)*

<b>Name of Associate/Joint Venture</b>	<b>Telecare Network India Private Limited</b>
1. Latest audited Balance Sheet Date	31.03.2023
2. Shares of Associate/Joint Ventures held by the company on the year end:	
i. Number of Equity Shares	1,59,34,200
ii. Amount of Investment in Associates/Joint Venture	6,056.59
iii. Extend of Holding %	46.22%
3. Description of how there is significant influence	Through Shareholding
4. Reason why the associate/joint venture is not consolidated	N.A.
5. Net worth attributable to shareholding as per latest audited Balance Sheet	3,783.29
6. Profit/Loss for the year	
i. Considered in Consolidation	(692.27)
ii. Not Considered in Consolidation	(805.50)

- Names of associates or joint ventures which are yet to commence operations: None
- Names of associates or joint ventures which have been liquidated or sold during the year: None

**On behalf of the Board of Directors  
For Optiemus Infracom Limited**

**Ashok Gupta**  
Executive Chairman  
DIN: 00277434  
Address: C-5/15, Vasant Kunj,  
New Delhi- 110070

**Neetesh Gupta**  
Director  
DIN: 00030782  
Address: C-5/15, Vasant Kunj,  
New Delhi- 110070

**Parveen Sharma**  
Chief Financial Officer  
PAN: ATWPS6301D  
Address: H. No. 101/145,  
Gyan Khand First, Indrapuram,  
Ghaziabad, Uttar Pradesh-201014

**Vikas Chandra**  
Company Secretary  
PAN: AFGPC4820F  
Address: UGF-2, Plot No. 129,  
Sector 4, Vaishali, Ghaziabad,  
Uttar Pradesh-201010

**Date: August 12, 2023  
Place: Noida (U.P.)**

## Annexure - 2 EXTRACT OF NOMINATION & REMUNERATION POLICY

### Policy for appointment and removal of Director, KMP and Senior Management

#### i) **Appointment criteria and qualifications:**

##### a. **Qualification & Expertise**

- A person should possess adequate qualification, expertise and experience for the position he / she is considered for appointment. The Committee has discretion to decide whether qualification, expertise and experience possessed by a person is sufficient / satisfactory for the concerned position.
- The Committee shall identify and ascertain the integrity, qualification, expertise and experience of the person for appointment as Director, KMP or at Senior Management level and recommend to the Board his / her appointment.

##### b. **Age Limit**

- The Company shall not appoint or continue the employment of any person as Whole-time Director or Managing Director or Manager who is below the age of twenty one years or has attained the age of seventy years. Provided that the term of the person holding this position may be extended beyond the age of seventy years with the approval of shareholders by passing a special resolution based on the explanatory statement annexed to the notice for such motion indicating the justification for extension of appointment beyond seventy years.
- However, there is no such requirement specified for appointment of Senior Management Personnel.

#### ii) **Term of appointment:**

##### a) *Managing Director/Whole-time Director:*

The Company shall appoint or re-appoint any person as its Managing Director, Executive Director and Manager for a term not exceeding five years at a time. No re-appointment shall be made earlier than one year before the expiry of term.

##### b) *Independent Director:*

- Any person to become Independent Director must comply the terms of qualification as defined under section 149(6) of the Companies Act, 2013 and under Listing Regulations.
- An Independent Director shall hold office for a term up to five consecutive years on the Board of the Company and will be eligible for re-appointment on passing of a special resolution by the Company and disclosure of such appointment in the Board's report.
- No Independent Director shall hold office for more than two consecutive terms, but such Independent Director shall be eligible for appointment after expiry of three years of ceasing to become an Independent Director. Provided that an Independent Director shall not, during the said period of three years, be appointed in or be associated with the Company in any other capacity, either directly or indirectly.
- At the time of appointment of Independent Director, it should be ensured that number of Boards on which such person serves is restricted to seven listed companies as an Independent Director; and in case such person is serving as a Whole-time Director in any listed company the number of boards on which such person serves as Independent Director is restricted to three listed companies.

**iii) Evaluation:**

*For Executive Directors and Non-Executive Non Independent Directors*

The Committee shall carry out evaluation of performance of every Director, KMP and Senior Management Personnel at regular interval (yearly) in consultation with the Independent Directors of the Company.

*For Independent Directors*

Evaluation of Independent Director shall be carried on by the entire Board of the Company except the Director getting evaluated. The Criteria for evaluation of performance of Independent Directors should be in the format as laid down below:

Name of the Director: \_\_\_\_\_

Rating scale shall be 1 to 10 (1 being least effective and 10 being most effective)

Criteria for Evaluation	Sub Criteria for Evaluation	Rating
Attendance	Attendance and contribution at Board and Committee meetings.	
Based on in general knowledge, skills and job profile	His/her stature, appropriate mix of expertise, skills, behaviour, experience, leadership qualities, sense of sobriety and understanding of business, strategic direction to align company's value and standards.	
	His knowledge in the area of expertise, business operations, processes and Corporate Governance.	
Based on Responsibilities & Obligations	His ability to create a performance culture that drives value creation and a high quality of debate with robust and probing discussions.	
	Open channels of communication with executive management and other colleague on Board to maintain high standards of integrity and probity.	
	Recognize the role which he/she is expected to play, internal Board Relationships to make decisions objectively and collectively in the best interest of the Company to achieve organizational successes and harmonizing the Board.	
	Effective decisions making ability to respond positively and constructively to implement the same to encourage more transparency.	
	His/her global presence, rational, physical and mental fitness, broader thinking, vision on corporate social responsibility etc.	
Based on overall understanding of the Company goals and performances	Quality of decision making on source of raw material/procurement of roughs, export marketing, understanding financial statements and business performance, raising of finance, best source of finance, working capital requirement, forex dealings, geopolitics, human resources etc.	
	His/her ability to monitor the performance of management and satisfy himself with integrity of the financial controls and systems in place by ensuring right level of contact with external stakeholders.	
Based on Team Performance	His/her contribution to enhance overall brand image of the Company.	

Note: Rating 9 and above - excellent, between 7 to 8 – Very good, between 5 to 6 – Good, between 3 to 4 – Satisfactory and Less than 3 – Unsatisfactory.

### **Procedure to rate the performance**

Based on evaluation criteria, the Nomination & Remuneration Committee and the Board shall rate the performance of the each and every Director. The performance rating shall be given within minimum 1 and maximum 10 categories, the rating 1 being least effective and 10 being most effective. Based on the rating of performance the Board can decide the strategy to extend or continue the term of appointment or to introduce new candidate as a member of the Board or Retirement of the member based on his/her performance rating as to create and maintain the most effective and powerful top level management of the Company for its future growth, expansion, diversification and also to maximize the returns on investments to the stakeholders of the Company.

#### **iv) Removal:**

In the event of falling under any ground of disqualification or vacation mentioned in the Act or under any other applicable Act, rules and regulations thereunder, the Committee may recommend, to the Board with reasons recorded in writing, removal of a Director, KMP or Senior Management Personnel subject to the provisions and compliance of the said Act, Rules and Regulations.

#### **v) Retirement**

The Director, KMP and Senior Management Personnel shall retire as per the applicable provisions of the Act and the prevailing policy of the Company. The Board will have the discretion to retain the Director, KMP, Senior Management Personnel in the same position/ remuneration or otherwise even after attaining the retirement age, for the benefit of the Company subject to the approval of shareholders of the Company if required under the Act.

### **Policy relating to the Remuneration for the Executive Directors, KMP and Senior Management Personnel**

#### **i. General:**

- a) The remuneration / compensation / commission etc. to the Whole-time Director, KMP and Senior Management Personnel will be determined by the Nomination and Remuneration Committee and recommended to the Board for approval. The remuneration / compensation / commission etc. shall be subject to the prior/post approval of the shareholders of the Company and Central Government, wherever required.
- b) The remuneration and commission to be paid to the Whole-time Director shall be in accordance with the percentage / slabs / conditions laid down in the provisions of the Act.
- c) Increments to the existing remuneration/ compensation structure may be recommended by the Nomination and Remuneration Committee to the Board which should be within the slabs approved by the Shareholders in the case of Executive Directors/Manager.
- d) Where any insurance is taken by the Company on behalf of its Whole-time Director, Chief Executive Officer, Chief Financial Officer, the Company Secretary and any other employees for indemnifying them against any liability, the premium paid on such insurance shall not be treated as part of the remuneration payable to any such personnel.

Provided that if such person is proved to be guilty, the premium paid on such insurance shall be treated as part of the remuneration.

#### **e) Stock Options:**

The Directors, KMP and Senior Management excluding Independent Directors shall be entitled to stock option of the Company.

**ii. Remuneration**

*a. To Executive Directors, KMP & Senior Management*

- Fixed pay:

The Whole-time Director/ KMP and Senior Management Personnel shall be eligible for a monthly remuneration as may be approved by the Board on the recommendation of the Committee. The breakup of the pay scale and quantum of perquisites including, employer's contribution to provident fund, pension scheme, medical expenses, club fees etc. shall be decided and approved by the Board/ the Person authorized by the Board on the recommendation of the Committee and approved by the shareholders and Central Government, wherever required.

- Minimum Remuneration:

If, in any financial year, the Company has no profits or its profits are inadequate, the Company shall pay remuneration to its Executive Directors/Manager in accordance with the provisions of Schedule V of the Act and if it is not able to comply with such provisions, with the previous approval of the Central Government.

- Provisions for excess remuneration:

If any Whole-time Director draws or receives, directly or indirectly by way of remuneration any such sums in excess of the limits prescribed under the Act or without the prior sanction of the Central Government, where required, he / she shall refund such sums to the Company and until such sum is refunded, hold it in trust for the Company. The Company shall not waive recovery of such sum refundable to it unless permitted by the Central Government.

**iii. Remuneration to Non- Executive / Independent Director:**

- Sitting Fees:

The Independent Directors of the Company are entitled to receive remuneration by way of fees for attending meetings of Board or Committee thereof for an amount as may be approved/ revised by the Board of Directors, however, within the prescribed Statutory limit Rs.1,00,000 per meeting of the Board or Committee thereof.

- Commission:

Commission may be paid within the monetary limit approved by shareholders, subject to the limit not exceeding 1% of the profits of the Company computed as per the applicable provisions of the Act.

Text of entire policy is available on the website of the Company under the web link [https://www.optiemus.com/policies/Nomination And Remuneration Policy.pdf](https://www.optiemus.com/policies/Nomination%20And%20Remuneration%20Policy.pdf).

**Annexure-3**

**Disclosure on remuneration pursuant to Section 197(12) of the Companies Act, 2013 read with Rule 5 (1) of the Companies (Appointment & Remuneration of Managerial Personnel) Rules, 2014**

The Ratio of the remuneration of each director to the median remuneration of the employees of the Company for the financial year	Mr. Ashok Gupta, Chairman & Executive Director – 1:22
Percentage increase in remuneration of each Director, Chief Financial Officer, Chief Executive Director & Company Secretary in the financial year	NIL
Percentage increase in Median remuneration of employees in a financial year	14.78%
Number of permanent employees on rolls of the Company	*47
Average percentile increase already made in the salaries of employees other than the managerial personnel in the last financial year and its comparison with the percentile increase in the managerial remuneration and justification thereof	Average percentile increase in remuneration of Non-Managerial Personnel Company during the financial year: 1.99% Average percentile increase in Managerial Personnel of the Company during the financial year: NIL
The Company affirms that the remuneration is as per the Remuneration Policy of the Company.	

*\*Including Executive Director, Chief Financial Officer and Company Secretary.*

**Details of Employee(s) drawing more than Rupees Eight lac & fifty thousand only per month and other top ten employees in terms of remuneration drawn**

Name of Employee	Ashok Gupta	Parveen Sharma	Sanjay Mirakhur	Mohit Gupta	Vikas Chandra	Devashish Binjola	Aniket Avinash Desai	Rajesh Kumar Rana	Dhirendra Rambali Singh	Parbhat Poddar
<b>Designation</b>	Executive Chairman and Whole-Time Director	Chief Financial Officer	Associate Vice President-Sales	Head-New Projects	Company Secretary	Assistant General Manager	Manager	Sr. Manager	Sr. Branch Manager-Sales	Sr. Manager-Finance
<b>Remuneration (CTC Per annum in Lacs)</b>	90.00	39.15	33.50	30.00	21.20	15.60	13.00	12.00	12.00	10.20
<b>Nature of employment</b>	Permanent	Permanent	Permanent	Permanent	Permanent	Permanent	Permanent	Permanent	Permanent	Permanent
<b>Qualification</b>	Graduate	B.Com., (MBA (Finance))	B.Com, PG Diploma in System Management, PG Diploma in Marketing & Sales Management	M. Tech (Aerodynamics)	B.Com, Member of ICSI, Post Graduate in Financial Management	BSC-IT	BBA	Post Graduate (MBA)	B.A.	B.Com
<b>Experience</b>	43 Years	31 years	32 Years	8 Years	21 Years	13 Years	8 Years	24 Years	19 Years	27 Years
<b>Date of joining</b>	05-01-2009	24-04-2019	01-08-2005	20-02-2023	01-10-2008	01-02-2019	23-03-2023	10-11-2020	15-06-2009	01-07-2020
<b>Age</b>	65	55	58	31	43	31	28	47	47	55
<b>Last employment</b>	NA	International Value Retail Private Limited	Innova Telecom Private Limited	Skytex Unmanned Aerial Solutions Private Limited	SKP & Co., Company Secretaries	Teleecare Network India Private Limited	Velocis System Private Limited	Landmark Group	Bharti Airtel Limited	Optiemus Electronics Limited
<b>Percentage of equity shares</b>	6.70%	Nil	Nil	Nil	0.00%	0.00%	Nil		Nil	Nil
<b>Relation to Board of Directors</b>	Relative of Mr. Neetesh Gupta, Non-Executive Director	None	None	None	None	None	None	None	None	None

**Annexure - 4**  
**Form No. MR-3**  
**SECRETARIAL AUDIT REPORT**  
**FOR THE FINANCIAL YEAR ENDED 31<sup>ST</sup> MARCH, 2023**

*[Pursuant to Section 204(1) of the Companies Act, 2013 read with Rule No. 9 of the Companies (Appointment and Remuneration of Managerial Personnel) Rules, 2014]*

To  
The Members  
**Optiemus Infracom Limited**  
K-20, II<sup>nd</sup> Floor, Lajpat Nagar -II,  
New Delhi-110024

We have conducted the Secretarial Audit of the compliance with applicable statutory provisions and the adherence to good corporate practices by **Optiemus Infracom Limited** (hereinafter called "**the Company**") for the Financial Year ended on 31<sup>st</sup> March, 2023. The secretarial audit was conducted in a manner that provided us a reasonable basis for evaluating the corporate conducts / statutory compliances and expressing our opinion thereon.

Based on our verification of the Company's books, papers, minute books, forms and returns filed and other records maintained by the Company and also the information provided by the Company, its officers, agents and authorized representatives during the conduct of secretarial audit, We hereby report that in our opinion, the Company has, during the audit period covering the financial year ended on March 31<sup>st</sup>, 2023 generally complied with the statutory provisions listed hereunder and also that the Company has proper Board - processes and compliance – mechanism in place to the extent, in the manner and subject to the reporting made hereinafter:

We have examined the books, papers, minute books, forms and returns filed and other records maintained by the Company for the financial year ended on 31<sup>st</sup> March, 2023, according to the provisions of:–

- i. The Companies Act, 2013 ("the Act") and rules made there under;
- ii. The Securities Contracts (Regulation) Act, 1956 ('SCRA') and the rules made there under;
- iii. The SEBI (Depositories and Participants) Regulations, 2018 and Regulations and Bye- laws framed there under and the Regulations and bye - laws framed there under;
- iv. The Foreign Exchange Management Act, 1999 and the Rules and Regulations made there under to the extent of Foreign Direct Investment, Overseas Direct Investment and External Commercial Borrowings to the extent applicable;
- v. The following Regulations and Guidelines prescribed under the Securities and Exchange Board of India Act, 1992 ('SEBI Act') to the extent applicable:
  - a) SEBI (Substantial Acquisition of Shares and Takeovers) Regulations, 2011;
  - b) SEBI (Prohibition of Insider Trading) Regulations, 2015;
  - c) SEBI (Issue of Capital and Disclosure Requirements) Regulations, 2018;
  - d) SEBI (Share Based Employee Benefits and Sweat Equity) Regulations, 2021;
  - e) SEBI (Issue and Listing of Non-Convertible Securities) Regulations, 2021 (**Not applicable to the Company during this financial year**);
  - f) SEBI (Registrar to an Issue and Share Transfer Agents) Regulations, 1993 (**Not applicable to the Company during the Financial Year 2022-23, since the Company is not registered as RTA/STA with SEBI**);



- g) SEBI (Delisting of Equity Shares) Regulations, 2021 **(Not applicable to the Company during the Financial Year 2022-23)**;
  - h) SEBI (Buyback of Securities) Regulations, 2018 **(Not applicable to the Company during the Financial Year 2022-23)**;
  - i) SEBI (Depositories and Participants) Regulations, 2018;
  - j) SEBI (Listing Obligations and Disclosure Requirements) Regulations, 2015.
- vi. Other laws i.e. Fiscal law, Corporate & allied acts, Labour Law & Miscellaneous Acts. Further relying upon the representation made by management of the Company, there are no Sector specific laws which are applicable to the Company.

We have also examined compliance with the applicable Standards/Regulations of the following:

- a) Secretarial Standards issued by The Institute of Company Secretaries of India with respect to Meetings of the Board of Directors (SS-1) and General Meetings (SS-2).
- b) The Listing Agreements entered into by the Company with the Stock Exchanges in India in pursuance to Securities and Exchange Board of India (Listing Obligations and Disclosure Requirements) Regulations, 2015.

During the period under review, the Company has complied with the provisions of the Act, Rules, Regulations, Guidelines, Standards, etc. as mentioned above.

Further, we have relied on the representation made by the Company and its officers for the systems and mechanisms formed by the Company for compliances under applicable Act, Rules, laws and Regulations to the Company. The list of major head or groups of Acts, Rules, Laws and Regulations as applicable to the Company is mentioned below:

1. Employee State Insurance Act, 1948
2. The Employees Provident Funds and Miscellaneous Provisions Act, 1952
3. The Payment of Gratuity Act, 1972
4. The Maternity Benefit Act, 1961
5. Factories Act, 1948
6. Indian Contract Act, 1872
7. Sexual Harassment of Women at Work Place (Prevention, Prohibition and Redressal) Act, 2013.

**We further report that:**

- a) The Board of Directors of the Company is duly constituted with proper balance of Executive Directors, Non-Executive Directors, Independent Directors and Woman Director in consonance to the Companies Act, 2013.
- b) Adequate notice was given to all Directors to schedule the Board Meetings, agenda and detailed notes on agenda were sent at least seven days in advance (By Hand Delivery mode) or lesser days subject to obtaining directors' consent of shorter notice as per the provisions of Act. A system exists for seeking and obtaining further information and clarification on the agenda items before the meeting and for meaningful participation at the meeting.
- c) All the decisions at the Board Meetings were carried through by majority while there were no dissenting member's views and hence not captured and recorded as part of the minutes.

**We further report that,** compliance of applicable financial laws including Direct and Indirect Tax laws by the Company has not been reviewed in this Audit since the same has been subject to review by the Statutory Auditors and other designated professionals.

**We further report that,** based on review of compliance mechanism established by the Company

and heads and taken on record by the Board of Directors at their meeting(s), I have the opinion that there are adequate systems and processes in place which commensurate with size and operations of the Company, to monitor and ensure compliance with all applicable laws, rules, regulations and guidelines.

**We further report that**, based on the review of the mechanisms maintained by the Company, the Company is in compliance with the requirement of Structured Digital Database (SDD) pursuant to provisions of Regulation 3(5) and 3(6) of Securities and Exchange Board of India (Prohibition of Insider Trading) Regulations, 2015.

**We further report that**, during the financial year under audit, the following were the event/actions which occurred, having a major bearing on the Company's affairs in pursuance of the above referred laws, rules, regulations, guidelines, standards, etc.:

- a) During the financial year, the Company's wholly owned subsidiaries, namely Optiemus Electronics Limited and GDN Enterprises Private Limited, have duly convened their respective Board Meetings and successfully adopted a resolution to initiate a Scheme of Arrangement for the purpose of effecting an amalgamation between GDN Enterprises Private Limited (as the Transferor Company) and Optiemus Electronics Limited (as the Transferee Company) and which will directly influence the shareholding structure of the Company in the aforementioned Wholly Owned Subsidiaries.
- b) During the financial year, the Company has made an allotment of 43,000 equity shares to the eligible employees under "Optiemus Employee Stock Option Scheme-2016" in accordance with the provisions of SEBI (Share Based Employee Benefits) Regulations, 2014/ SEBI (Share Based Employee Benefits and Sweat Equity) Regulations, 2021.

**For M/s S.K. Batra & Associates  
Company Secretaries**

**Sumit Kumar Batra  
[Proprietor]  
FCS No. 7714  
C.P No. 8072**

**Peer Reviewed Unit- S2008DE794900  
UDIN: F007714E000704608**

**Date: 31.07.2023  
Place: New Delhi**

*\*This Report is to be read with the letter of even date which is annexed as **Annexure-A** and forms an integral part of this Report.*

**Annexure-A**

To  
The Members  
**Optiemus Infracom Limited**  
K-20, II-Floor, Lajpat Nagar- II,  
New Delhi-110024

Our report of even date is to be read along with this letter.

1. Maintenance of Secretarial record is the responsibility of the management of the Company. Our responsibility is to express an opinion on these secretarial records based on the audit.
2. We have followed the audit practices and process as were appropriate to obtain reasonable assurance about the correctness of the Secretarial records. The verification was done on test basis to ensure that correct facts are reflected in Secretarial records. We believe that the process and practices, we followed, provide a reasonable basis of our opinion.
3. We have not verified the correctness and appropriateness of financial records and Books of Accounts of the Company.
4. Where ever required, we have obtained the Management representation about the Compliance of laws, rules and regulations and happening of events etc.
5. The Compliance of the provisions of Corporate and other applicable laws, rules, regulations, standards is the responsibility of management. Our examination was limited to the verification of procedure on test basis.
6. The Secretarial Audit report is neither an assurance as to the future viability of the Company nor of the efficacy or effectiveness with which the management has conducted the affairs of the Company.

**For M/s S.K. Batra & Associates  
Company Secretaries**

**Sumit Kumar Batra  
[Proprietor]  
FCS No. 7714  
C.P No. 8072**

**Peer Reviewed Unit- S2008DE794900  
UDIN: F007714E000704608**

**Date: 31.07.2023  
Place: New Delhi**

**Annexure - 5**  
**DISCLOSURE PURSUANT TO THE PROVISIONS OF SECURITIES AND EXCHANGE BOARD OF  
INDIA (SHARE BASED EMPLOYEE BENEFITS) REGULATIONS, 2014**

- 1. Relevant disclosures in terms of the accounting standards prescribed by the Central Government in terms of Section 133 of the Companies Act, 2013 including the “Guidance Note on Accounting for Employee Share-based Payments” issued by ICAI or any other relevant accounting standards as prescribed from time to time.**

Relevant details has been provided in Note No. 2.2.15 and Note No. 36 of the Notes to Financial Statements forming part of the Annual Report 2022-23 of the Company.

- 2. Diluted EPS on issue of shares pursuant to all the schemes covered under the SEBI (SBEB & SE) Regulations shall be disclosed in accordance with ‘Accounting Standard 20 - Earnings Per Share’ issued by ICAI or any other relevant accounting standards as prescribed from time to time.**

Not Applicable. As per Ind AS-33 (Earnings per Share), dilution is a reduction in earnings per share from the assumption that convertible instruments are converted, that options or warrants are exercised, or that ordinary shares are issued upon the satisfaction of specified conditions.

For share options and other share-based payment arrangements to which Ind AS 102, Share-based Payment, applies, the issue price and the exercise price shall include the fair value (measured in accordance with Ind AS 102) of any goods or services to be supplied to the entity in the future under the share option or other share-based payment arrangement.

For the calculation of dilutive EPS on account of grant of employee stock options (ESOP), weighted average number of shares needs to be calculated basis formula:

**Weighted average number of shares** = No. of options/shares granted \* (Fair value of option) / Average Market Price

Since, due to the limitations posed by the Optiemus Employee Stock Option Scheme, 2016 as disclosed in Note 2.2.15 and 36 of the Financial Statement, the fair value of option is not determinable and hence notional dilutive EPS cannot be calculated.

- 3. Details Related to Optiemus Employee Stock Option Scheme - 2016 of the Company are given below:**

Sl. No.	Particulars	Optiemus Employee Stock Option Scheme-2016
1.	<b>A description of each ESOS that existed at any time during the year, including the general terms and conditions of each ESOS</b>	
<b>A</b>	Date of shareholders’ approval	December 30, 2016
<b>B</b>	Total number of options approved under ESOS	42,90,709
<b>C</b>	Vesting requirements	The options granted shall vest based upon the performance of the Employee, as may be determined by the Nomination and Remuneration Committee from time to time but shall not be less than 1 (one) and not more than 3 (Three) years from the date of grant of options. Vesting may happen in one or more tranches.

<b>D</b>	Exercise price or pricing formula	<p>The exercise price of the share will be based upon the market price of the shares one day before the date of vesting of options or such higher price as may be decided by the Committee.</p> <p>Further, the shares are listed on more than one Stock Exchange, then the price of Stock Exchange where there is highest trading volume during the aforesaid period shall be considered.</p> <p>Discount of upto 50% may be provided on the Exercise price, as may deemed fit by the Nomination and Remuneration Committee.</p> <p>However, in any case the Exercise price shall not go below the par value of Equity Share of the Company.</p>	
<b>E</b>	Maximum term of options granted	<p>The options granted under Scheme will vest over a maximum period of Three years from the date of grant of options.</p> <p>Further, the Options vested may be exercised by the Option Grantee within a 30 days from the date of vesting of Options.</p>	
<b>F</b>	Source of Shares	Primary	
<b>G</b>	Variation in terms of options	During the year, no amendment/ modification/ variation has been made in terms of options granted by the Company.	
<b>2.</b>	Method used to account for Employee Stock Option Scheme	Fair Value Method	
<b>3.</b>	Where the company opts for expensing of the options using the intrinsic value of the options, the Difference between the employee compensation cost so computed and the employee compensation cost that shall have been recognized if it had used the fair value of the options shall be disclosed. The impact of this difference on profits and on EPS of the company shall also be disclosed	Not Applicable	
<b>4.</b>	*Options movement during the year for each ESOS Schemes of the Company (FY 2022)	Number of options outstanding at the beginning of the period	5,00,000
		Number of options granted during the year	Nil
		Number of options forfeited / lapsed during the year	77,000
		Number of options vested during the year	1,00,000
		Number of options exercised during the year	43,000

		Number of shares arising as a result of exercise of options	43,000
		Money realized by exercise of options (INR), if scheme is implemented directly by the company	57,40,500
		Loan repaid by the Trust during the year from exercise price received	NA
		Number of options outstanding at the end of the year	3,80,000
		Number of options exercisable at the end of the year	Nil
5.	Weighted average exercise prices and weighted average fair values of options shall be disclose separately granted during the year for options whose exercise price either equals or exceeds or is less than the market price of the stock:	<p><b>Weighted average exercise price of options:</b></p> <p>a) when the exercise price is equal/ exceeds to market price: <b>Not Applicable</b></p> <p>b) when the exercise price is less than market price: Rs. 133.50</p> <p><b>Weighted average fair value of options:</b></p> <p>a) when the exercise price is equal/ exceeds to market price: <b>Not Applicable</b></p> <p>b) when the exercise price is less than market price: Rs. 267/-</p>	
6.	Employee wise details (name of employee, designation, number of Options granted during the year, exercise price) of options granted during the year to-		
A.	Senior Managerial Personnel	Nil	
B	Any other employee who receives a grant in any one year of option amounting to 5% or more of option granted during that year; and	Nil	
C	Identified employees who were granted option, during any one year, equal to or exceeding 1% of the issued capital (excluding outstanding warrants and conversions) of the company at the time of grant	Nil	
7.	Description of the method and significant assumptions used during the year to estimate the fair value of options including the following information:	Valuation of options have been done on the basis of Market price. The exercise price will be based upon the Market Price of the share one day before the date of vesting of options or such higher price as may be decided by the Committee.	

<b>(a)</b>	Weighted-average values of share price, exercise price, expected volatility, expected option life, expected dividends, the risk-free interest rate and any other inputs to the model.	Not Applicable
<b>(b)</b>	The method used and the assumptions made to incorporate the effects of expected early exercise	Not Applicable, as options granted cannot be exercised before the vesting of option.
<b>(c)</b>	How expected volatility was determined, including an explanation of the extent to which expected volatility was based on historical volatility	Not Applicable
<b>(d)</b>	Whether and how any other features of the option grant were incorporated into the measurement of fair value, such as a market condition	Not Applicable

**\*NOTE: Kindly note that some figures in the below mentioned point No. 4 in respect of options movements, given in the Directors' Report for the previous financial year 2021-22, were incorrect, which were mentioned inadvertently and due to diverse interpretation:**

<b>4.</b>	Options movement during the year for each ESOS Schemes of the Company (FY 2022)	Number of options outstanding at the beginning of the period	42,90,709
		Number of options granted during the year	5,00,000
		Number of options forfeited / lapsed during the year	5,000
		Number of options vested during the year	Nil
		Number of options exercised during the year	Nil
		Number of shares arising as a result of exercise of options	NA
		Money realized by exercise of options (INR), if scheme is implemented directly by the company	Nil
		Loan repaid by the Trust during the year from exercise price received	NA
		Number of options outstanding at the end of the year	37,95,709
		Number of options exercisable at the end of the year	37,95,709

The Corrected disclosure in respect of options movements during the financial year 2021-22 is given below:

4.	Options movement during the year for each ESOS Schemes of the Company (FY 2022)	Number of options outstanding at the beginning of the period	Nil
		Number of options granted during the year	5,00,000
		Number of options forfeited / lapsed during the year	Nil
		Number of options vested during the year	Nil
		Number of options exercised during the year	Nil
		Number of shares arising as a result of exercise of options	NA
		Money realized by exercise of options (INR), if scheme is implemented directly by the company	NA
		Loan repaid by the Trust during the year from exercise price received	NA
		Number of options outstanding at the end of the year	5,00,000
		Number of options exercisable at the end of the year	Nil



**Annexure 6  
CERTIFICATE ON COMPLIANCE OF CORPORATE GOVERNANCE**

**To  
The Members of  
Optiemus Infracom Limited**

1. We have examined the compliance of the conditions of Corporate Governance by **Optiemus Infracom Limited** for the year ended March 31 2023, as stipulated in Regulations 17 to 27, clauses (b) to (i) of sub-regulation (2) of Regulation 46 and para C, D and E of Schedule V of the SEBI (Listing Obligations & Disclosure Requirements) Regulations, 2015, as amended from time to time ('Listing Regulations').

**MANAGEMENT'S RESPONSIBILITY**

2. The compliance of conditions of Corporate Governance as stipulated under the listing regulations is the responsibility of the management including the preparation and maintenance of all the relevant records and documents. This responsibility includes the design, implementation and maintenance of internal control and procedures to ensure the compliance with the conditions of Corporate Governance stipulated in the Listing Regulations.

**AUDITORS' RESPONSIBILITY**

3. Our examination was limited to a review of procedures and implementation thereof, adopted by the company for ensuring the compliance of the conditions of corporate governance. It is neither an audit nor an expression of opinion on the financial statements of the Company. Pursuant to the requirements of the Listing Regulations, it is our responsibility to provide a reasonable assurance whether the Company has complied with the conditions of Corporate Governance as stipulated in Listing Regulations for the year ended March 31, 2023.

**OPINION**

4. In our opinion and according to the information and explanations given to us and the representations made by the Directors and the Management, we certify that the Company has complied with the conditions of Corporate Governance as stipulated in the SEBI (Listing Obligations & Disclosure Requirements) Regulations, 2015 for the year ended March 31, 2023.
5. We further state that such compliance is neither an assurance as to future viability of the Company nor the efficiency or effectiveness with which the management has conducted the affairs of the company.

**For S.K. Batra & Associates  
Company Secretaries**

**Sumit Kumar  
Proprietor  
FCS No. 771  
C.P No. 8072**

**Date: 12.08.2023  
Place: New Delhi**

**Peer Reviewed Unit- S2008DE794900  
UDIN: F007714E000778528**

## **MANAGEMENT DISCUSSION AND ANALYSIS REPORT**

In order to understand the performance of the Company during the Financial Year 2022-23 better, it is important to compare it with respect to the developments in Global and Domestic economic conditions.

### **GLOBAL ECONOMY**

The global economy is showing signs of resilience in 2023 after a turbulent year. The global economy was impacted by various factors in 2022, which included monetary policy tightening to tame high inflation, slowing growth, and the ongoing Russia-Ukraine conflict. China continued with its stringent Zero-COVID policy, which weighed on growth. However, the earlier-than-expected reopening of the Chinese economy in the third quarter paved the way for a faster-than-expected recovery. Despite these headwinds, several economies including the US, Europe, and major emerging markets and developing economies witnessed growth momentum in the third quarter of 2022. Global economic output clocked growth of 3.4% in 2022, with advanced economies growing at 2.7%. Emerging market economies outpaced global growth with 4.0%.

It is evident that monetary policy tightening has started to cool off demand and inflation, though its full impact will be realised in the quarters to come. Global headline inflation peaked in the third quarter of 2022, and easing since then, reflected in the decline in energy and food prices. Prices of fuel and non-fuel commodities have moderated, lowering headline inflation notably in the US, Europe and Latin America. Core inflation is expected to moderate gradually in 2023. Further, with the central banks' efforts to tame inflation by substantial tightening in monetary policy, headline inflation has started to fall. Global inflation is projected to decline from 8.7% in 2022 to 7% in 2023 and 4.9% in 2024.

According to the April 2023 World Economic Outlook, the baseline forecast is for growth to fall from 3.4 percent in 2022 to 2.8 percent in 2023, before settling at 3.0 percent in 2024. Advanced economies are expected to see an especially pronounced growth slowdown, from 2.7 percent in 2022 to 1.3 percent in 2023. In a plausible alternative scenario with further financial sector stress, global growth declines to about 2.5 percent in 2023 with advanced economy growth falling below 1 percent. Global headline inflation in the baseline is set to fall from 8.7 percent in 2022 to 7.0 percent in 2023 on the back of lower commodity prices but underlying (core) inflation is likely to decline more slowly. Inflation's return to target is unlikely before 2025 in most cases.

### **INDIAN ECONOMY**

India has emerged as the fastest-growing major economy in the world and is expected to be one of the top three economic powers in the world over the next 10-15 years, backed by its robust democracy and strong partnerships.

Despite the three shocks of COVID-19, Russian-Ukraine conflict and the Central Banks across economies led by Federal Reserve responding with synchronised policy rate hikes to curb inflation, leading to appreciation of US Dollar and the widening of the Current Account Deficits (CAD) in net importing economies, agencies worldwide continue to project India as the fastest-growing major economy at 6.5-7.0 per cent in FY23.

Strong economic growth in the first quarter of FY 2022-23 helped India move ahead of the UK to become the fifth-largest economy after it recovered from hits due to repeated COVID-19 pandemic shocks. Real GDP in the first quarter of 2022-23 was currently about 4% higher than its corresponding figures in 2019-20, indicating a strong recovery from the pandemic. Rising employment and substantially increasing private consumption, supported by rising consumer sentiment, will support GDP growth in the coming months.

According to economic survey, India to witness GDP growth of 6.0-6.8 per cent in 2023-24, depending on the trajectory of economic and political developments globally. The year ahead is poised to experience a surge in private sector investment with the financial system in a good position to provide support to the

revival of economy.

The Indian economy is estimated to grow by 7% year-on-year in the current fiscal, despite the global economy operating under an extremely challenging macroeconomic environment.

According to the IMF, the Indian economy is expected to advance steadily at 5.9% in FY 2023-24 before rising to 6.3% in FY 2024-25. The economic growth is primarily driven by robust domestic consumption, abating of inflation, technology-enabled development, export growth, and revival in credit growth among others. Additionally, increased capital expenditure on infrastructure and the growth-enhancing policies such as the PLI schemes, 'Make in India' and 'Atmanirbhar Bharat' will strengthen the manufacturing base, lead to higher productivity, promote Indian products in the global markets and build a strong foundation for economic growth. With its strong fundamentals, massive demographic strengths and multiple growth levers in place, Indian economy is expected to sustain the growth momentum in the long term and reach US\$ 5 trillion by FY 2026-27.

### **Business Segment-Telecommunication and Allied Products**

The telecom industry is playing a significant role in making India a trillion-dollar digital economy, backed by its continuous investments in expanding networks and improving coverage. Operators are also expanding network coverage across rural India and bridging the economic/ digital divide.

India is the world's second-largest telecommunication market with a subscriber base of 1,170.75 million in January 2023 and has registered strong growth in the last decade. The Indian mobile economy is growing rapidly and will contribute substantially to India's Gross Domestic Product (GDP) according to a report prepared by GSM Association (GSMA) in collaboration with Boston Consulting Group (BCG). Tele-density was pegged at 84.51% as on March 31, 2023; urban tele-density stood at 133.81%, whereas the rural tele-density stood at 57.71%.

The liberal and reformist policies of the Government of India have been instrumental along with strong consumer demand in the rapid growth of the Indian telecom sector. The Government has enabled easy market access to telecom equipment, a fair and proactive regulatory framework, that has ensured the availability of telecom services to consumers at affordable prices. The de-regulation of Foreign Direct Investment (FDI) norms have made the sector one of the fastest-growing and the top five employment opportunity generator in the country.

The Union Cabinet approved Rs. 12,195 crore (US\$ 1.65 billion) Production Linked Incentive (PLI) Scheme for telecom & networking products under the Department of Telecommunications. On December 2022, 42 companies have committed an investment US\$ 502.95 million (Rs. 4,115 crore) comprising 28 MSMEs and 14 Non-MSMEs (eight domestic and seven global companies) have been approved under the PLI Scheme. To drive the development of 6G technology, the Department of Telecommunications (DoT) has developed a sixth-generation (6G) innovation group.

Further, after COVID-19, Indian citizens felt an urge to monitor their heart and oxygen rate which resulted in high demand of fitness products i.e. smart watches and other digital products. Smartwatches, formerly seen as a fashion item for the upwardly mobile, are now essential add-on gadgets. According to a fortune business analysis, the market is expected to increase from USD 22.02 billion in 2021 to USD 58.21 billion by 2028.

The India wearable market exited 2022 with a strong 46.9% YoY (year-over-year) growth, as shipments reached 100 million units according to the recent data from the International Data Corporation's (IDC) India Monthly Wearable Device Tracker.

The Hearable market was valued at USD 22270 million in 2019 and it is expected to reach USD 88780 million by the end of 2026, growing at a CAGR of 21.6%.

### **OPPORTUNITIES**

The Indian smartphone industry and other electronics products looks fertile with new brands entering the market and making space with the existing ones. With budget phones a big hit with the educated middle

class, more and more brands are jostling for space in the segment. At the same time, more expensive models are also gaining popularity. Market researchers predict that it isn't too difficult for India to become the leading handset market in the years to come.

The government has fast-tracked reforms in the manufacturer of electronics products and continues to be proactive in providing room for growth for manufacturing companies. The telecom industry today is among the top five employment opportunity generators in India, creating over four million direct and indirect jobs over the next few years, according to data released by Randstad India. Increase in smartphone sales and internet usage along with the government's efforts to increase the penetration of technology in rural regions have made this possible.

Since India is a huge market for smartphones, manufacturers are aware that the wants and desires of Indian customers will have a significant impact on sales. India is also the second-largest telecommunication market in the world with over 1.17 billion subscribers. The mobile phone market in India has grown exponentially in the past decade, and with the emergence of smartphones, the growth has increased substantially.

India's electronic manufacturing industry is on the roll and is perhaps the most successful example of the government's Make in India initiative. Huge domestic consumption of mobile phones and policy reforms are expected to drive domestic value addition too, which remains a concern. This can also create a demand for electronics manufacturing services specifically for the Indian mobile manufacturing industry. According to the India Brand Equity Foundation (IBEF) knowledge centre, India is today the second largest mobile phone manufacturing hub after China. At the current pace, India is expected to surpass China in the next few years as the country's mobile handset market is expected to grow nearly five times faster than the world's largest smartphone market, China, where growth has decelerated.

During the last three financial years, the Government launched various Production Linked Incentive Scheme ("PLI Scheme") to boost domestic manufacturing and attract large investments in mobile phones manufacturing and specified electronic components. The PLI Scheme offers a production linked incentive to the manufacturer upon fulfilling of the target specified under the PLI Scheme. The Scheme would tremendously boost the electronics manufacturing landscape and establish India at the global level in electronics sector. The mobile, hearable and wearable manufacturing industry is very positive about the move and this scheme will help to meet the targets under NPE 2019 (National Policy on Electronics 2019). This will certainly lead to companies moving their supply chains to India. This will not only spur manufacturing but will also make India an export-led global manufacturing hub for mobile phones.

The potential for mobile device and hearable and wearable manufacturing in the country is expected to grow by 2025. By that year, it is anticipated to become an export-oriented industry, creating 4.7 million jobs in India.

## **THREATS**

The mobile phone and allied products' industry has become increasingly larger from last few years as a result of more affordable cellular phones as well as lower service costs. Companies are competing in an advance technology and communication sector in which success attracts customers to buy their products and services. The market is very competitive because they offer the same products and services, but has different physical attributes to the phones and different costs, which buyers have choices to choose from. Companies want to provide the best products and services to attract buyers by lowering cost and improving products, which makes the mobile phone industry very competitive. Following are the main factors of competitive rivalry:

- Cost: Customers wants better services and products at a lower cost.
- New technology improvement: For example high quality front and back camera phones, better display.
- A temporary slowdown in the housing market due to a variety of challenges.

- The threat of new entrants, the threat of substitute products or services, and the bargaining power of suppliers.
- Disruptions caused by pandemics, such as COVID-19.
- Many devices have no basic security - Wearables often provide no PIN or password protection, no biometric security and no user authentication to access data on a device. You get the picture — if a device falls into the wrong hands, sensitive data could be accessed very easily.

Wearables — smart electronic devices and accessories worn on the body — are prominent players in the Internet of Things. Wearables enable objects to exchange data through the Internet with a manufacturer, operator and/or other connected devices, without requiring human intervention. But, as with everything computer-related, these devices pose security threats.

With economic activities on downturn due to COVID-19, we do see challenges in short term in Enterprise business, which would grapple with fewer orders as the market have shrunk. The Company would see an impact on the mobile phone and allied products business. However, we can see continue growth in Mobile phone and allied products manufacturing and trading business due to launch of various promotional schemes launched by Government of India to promote manufacturing of electronic products in India.

## **SEGMENT PERFORMANCE**

### **Telecommunication and allied Products**

As far as the mobile category is concerned, the mobile phone market has managed to stay away from the slowdown that the rest of the market has been experiencing which is primarily because of the technology innovation.

The Company is continuously involved in analysing the market trends and searching for business opportunities in the market.

According to a report by International Data Corporation (IDC) India, India will become one of the largest markets for wearables in 2023. India will account for 130-135 million units out of 504.1 million units that will be shipped by the end of 2023. It will account for 26% of the total units shipped around the world. Currently, Indian market is the 3<sup>rd</sup> largest market globally & one of the fastest growing markets in Wearables.

To boost the country's manufacturing and attract large investments, the Government of India has introduced various Production Linked Incentive ("PLI") Schemes and other schemes like PMP (Phased Manufacturing Programme) for Hearable and Wearable category. The PLI and PMP Schemes are expected to drive India's transformation into a global manufacturing hub by resulting in rapid expansion of manufacturing scale by various industries and making it competitive through a robust component ecosystem which was previously lacking. Concessions in customs duty will be given by the Government to certain consumer electronic devices to promote manufacturing across wearables, hearables and specific mobile phone components.

Also, the wholly owned subsidiaries of the Company viz. Optiemus Electronics Limited ("OEL") and GDN Enterprises Private Limited ("GDN") have been selected under the Production Linked Incentive Schemes launched by the Ministry of Electronics and Information Technology and Department of Telecommunication, respectively. OEL has been selected for manufacturing of mobile phones and IT Products and GDN has been selected for manufacturing of Telecom and Networking Products, which will also be advantageous for the Company.

OEL has achieved a milestone of production of 1 Million Hearable/Wearable devices in a single month i.e. September 2022 under the Make in India programme of our Hon'ble Prime Minister Shri Narendra Modi Ji and with introduction of the Phased Manufacturing Programme (PMP) in Hearable/Wearable announced in Budget 2022 effective from April 01, 2022. OEL reached on this achievement within a short span of time i.e. within 6 months of implementation of Phased Manufacturing Programme (PMP).

## **BUSINESS OUTLOOK**

The Indian electronics industry is the fastest growing in the world and India continues to add more mobile connections every month than any other country in the world. The telecom boom in the country provides great opportunity to handset manufacturers and the hottest segment for these manufacturers is the entry level segment. Mobile has become increasingly pervasive and indispensable, with consumers the world over enthusiastically embracing its potential. For smartphone, there are 6.64 billion-plus users. There were 216.43 million smartwatch users in 2022, and the approximate revenue generated was \$43.39 billion. For smartwatch, the user number is estimated to amount to 229.51 million users in 2027.

India has emerged as an attractive investment destination due to structural reforms, such as the Goods and Services Tax (GST), the Insolvency and Bankruptcy Code (IBC), labour laws, the Corporate Tax rate, and the Real Estate Regulatory Authority (RERA), among other measures. As the strain caused by the pandemic subsides, infrastructure expenditures are anticipated to increase, resulting in a virtuous investment cycle.

The manufacturing industry is experiencing robust growth due to growing capacity utilization, the PLI scheme, and the “Make in India” initiative. Global trends of supply chain diversification and de-risking, coupled with geopolitical tensions and fluctuating tariffs, are creating new business opportunities.

The total cumulative shipments of smartphones in the country are expected to reach 1.7 billion over 2022-2026, creating a market of about USD 250 billion, of which, nearly 840 million 5G devices are expected to be sold in a span of five years. There is dominance of smartphones as the communications hub for social media, video consumption, communications, and business applications, as well as traditional voice. India is already a base for worldwide quality manufacturing of mobile phones. The sale of mobile handset has increased enormously, the inflow of FDI provided in roads for many companies which started their production in India.

## **RISK AND MITIGATION FRAMEWORK**

### **Risk:**

#### **1. Heightened competition:**

Increased price competition or entry of potential disruptive players where the Company operates can be detrimental.

#### **2. Technology Risks**

The Company’s business is affected with rapid change in technology. The Company has to be up-to-date with the rapidly changing technologies.

#### **3. Political Instability and Government Relations**

The Company operates in India. Sometimes Industrial situations are affected by political instability, civil unrest and other social tensions resulting in regime uncertainties; hence, the risk of not enjoying Government support. Such conditions tend to affect the overall business climate, especially the telecom sector, which requires stable socio-economic conditions and policy stability.

#### **4. Economic Uncertainties**

The Company’s strategy is to focus on the growth opportunities in the emerging and developing markets related to distribution and online retailing. These markets are characterised by low to medium mobile penetration, low internet penetration and relatively lower per capita incomes, thus offering more growth potential.

Business operations in our countries of operations may be affected by economic instability, which can be attributed to factors such as inflation, capital controls, and currency fluctuations.

#### **5. Regulatory framework**

Change in regulatory policies adversely impacting operations. Any political instability and economic uncertainties resulting in unfavourable decisions impacting business.

## 6. Client Concentration Risk

Depending on limited number of clients for a majority share of the revenue poses a risk to the Company. This risk is in terms of the fact that Company may lose any of its key customers or a problem in the customer's business may affect the company as well.

### Risk Mitigation Framework

For the purpose of risk identification and risk reduction, the Company has a defined self-governed risk policy and risk management & mitigation framework for all units, functional departments. Additionally, it established the Risk Management Committee, monitors and reviews the strategic risk management plans of your Company as a whole and provides necessary directions on the same, which evaluates the Company's performance on a regular basis in relation to the important risks arising from a dynamic business environment and identified by the management based on their vast experience and subject-matter expertise. The business also makes an effort to spot new risks that could hurt its profitability and position in the market, and it comes up with plans to deal with these risks as soon as possible.

Further, Standardised IT Policies, standards and procedures are in place to manage technology risk and safeguard information systems.

### INTERNAL CONTROL SYSTEMS AND THEIR ADEQUACY

Optiemus has well established risk management policies and procedures to identify and assess risks across its business units and operations. The Company has an effective and reliable internal control system and the Board reviews the adequacy and effectiveness of the internal control from time to time. The Board, in consultation with the Internal Auditors and Audit Committee monitors and controls the major financial risk exposures. The Company's philosophy towards internal controls is based on the principle of healthy growth with a proactive approach to risk management.

The Audit Committee reviews the effectiveness of the internal control system, and also invites functional Directors and senior management personnel to provide updates on operating effectiveness and controls, from time to time. A Whole-time Director and CFO Certificate, forming part of the Corporate Governance Report, confirm the existence and effectiveness of internal controls and reiterate their responsibilities to report deficiencies to the Audit Committee and rectify the same. The Company's code of conduct requires compliance with law and Company policy, and also covers matters, such as financial integrity, avoiding conflicts of interest, work place behaviour, dealings with external parties and responsibilities to the community.

The Company, on a regular basis, stores and maintains all the relevant data and information as a back up to avoid any possible risk of losing important business data. A qualified and Independent Audit Committee of the Board comprising of all Independent Directors of the Company reviews the internal audit reports, adequacy of internal controls and risk management framework on quarterly basis.

### DISCUSSION ON FINANCIAL PERFORMANCE WITH RESPECT TO OPERATIONAL PERFORMANCE

The financial statements have been prepared in compliance with the requirements of the Companies Act, 2013, guidelines issued by the Securities and Exchange Board of India (SEBI). Our management accepts responsibility for the integrity and objectivity of these financial statements, as well as for the various estimates and judgments used therein. The estimates and judgments relating to the financial statements have been made on a prudent and reasonable basis, so that the financial statements reflect in a true and fair manner of the form and substance of transactions, and reasonably present our state of affairs, profits and cash flows for the year.

The Company's financial performance from operations is given as below:

#### i. Revenue and operating expenses

In FY 2023, the Company earned total revenue of Rs. 64,377.48 Lacs. The total expenditure stood at Rs. 60,112.42 Lacs. The net profit recorded by the Company was Rs. 3,480.25 Lacs.

**ii. Operating profit before finance charges, depreciation and amortization and exceptional items (EBITDA)**

The Company's loss from continuing operations before finance charges, depreciation and amortization and exceptional items during the financial year 2022-23 was Rs. 4,366.25 Lacs.

**iii. Depreciation and amortisation**

The Depreciation and amortisation charges in continuing operations during the financial year 2022-23 was Rs. 3.32 Lacs.

**iv. Profit before/ after tax**

The net profit before tax from operations was Rs. 4,265.06 Lacs and net profit after tax and adjustments was Rs. 3,480.25 Lacs during the financial year 2022-23. Total Comprehensive income was Rs. 3,479.50 Lacs.

**Detail of Key Financial Ratios**

Particulars	2022-23	2021-22	% Change	Reason for change of 25% or more
Debtors Turnover Ratio (times)	2.51	2.56	(1.95)%	NA
Inventory Turnover Ratio (times)	251.39	84.67	196.91%	Change can be attributed to significant increase in cost of goods sold during the current financial year and reduction in average inventory by the company.
Interest Coverage Ratio (times)	44.58	8.36	433.25%	Change can be attributed to significant increase in cost of goods sold during the current financial year and reduction in interest cost by the company.
Current Ratio (times)	2.41	2.41	Nil	NA
Debt Equity Ratio (times)	0.00	0.05	(100)%	Reduction in borrowings (non-current and current) which represent company's total debt, as a result of repayment.
Operating Profit Margin (%)	6.46%	0.00%	6.46%	NA
Net Profit Margin (%)	6.63%	5.45%	21.65%	NA
Return on Net Worth (%)	8.48%	4.95%	71.31%	Increase in net profit after tax for the current financial year majorly on account of recognition of refund of excess differential countervailing duty and fair value gain on financial instruments.



## **HUMAN RESOURCES/ INDUSTRIAL RELATIONS**

### ***'Humankind is the Greatest Resource'***

At Optiemus, people are at the core of its business strategy. The Company's endeavour has always been to build an organisation where its people are always engaged and empowered to do their best. The Company's culture is focused on customer-centricity collaborative team work, result orientation, entrepreneurial mindset and developing people. The Company's HR strategy also aims to create a future ready pool of talent across all levels.

FY 2022-23 saw a host of initiatives around talent management and development to identify and accelerate the Company's high-potential employees, as well as building the right set of capabilities for all businesses. Efforts towards developing functional capabilities across the organization continued, with the review of the Company's current skill levels and development of functional academies to build next-generation functional and domain capabilities.

Owing to the competitiveness and diversity of Indian markets, the Company strives to ensure adequate succession planning of its leadership talent pool. It is increasingly grooming and hiring talent locally and across the country. This has helped the Company's businesses keep their ears close to the ground and progressively increase their business performance. In line with the Company's focus on employee empowerment, it also designed new 'Ways of Working' to deliver high operational excellence and governance.

The Company recognizes and appreciates the contribution of all its employees in its growth path. Our Company strives to retain talent by facilitating career growth through job enrichment and empowerment, as it believes that the pool of the human resource is the biggest asset of the organization. Your Company maintains a cordial relationship with its employees through a constructive work environment in support of productive gains.

The Company finds it imperative to follow policies and procedures in order to facilitate an unbiased and safe working environment. The Company has put in place Grievance Redressal Procedures and adopted a Policy on Sexual Harassment as per the provisions of the Prevention of Sexual Harassment of Women at Workplace (Prevention, Prohibition and Redressal) Act, 2013 ("POSH") and the Rules framed thereunder. The Company has undertaken a people scope online/offline training program geared towards employee awareness on POSH. The Company has Internal Compliant Committee to ensure that adequate preventive measures are taken and grievances in this regard, if any, are effectively addressed. During the year under review, no complaint relating to sexual harassment was received.

## **ENVIRONMENT, HEALTH AND SAFETY (EHS)**

As a responsible organization in the trading sector, Environment, Health and Safety (EHS) remains a focus area in the business for Optiemus. The EHS benchmarks and rules are strictly followed across all the Company processes. Health and safety concerns of the employees are addressed with comprehensive measures and the initiatives expand beyond the Company facilities to cover the communities around the locations. For maintaining an efficient workspace and to continue sustainable growth, the Company is implementing the suggested measures.

## **CAUTIONARY STATEMENT**

The statement in the Management Discussion and Analysis Report describing the Company's objectives, projections, estimates and expectations are forward looking statements within the meaning of applicable laws and regulations and which the management believes are true to the best of its knowledge at the time of preparation. Actual results may differ substantially or materially from such expectations whether expressed or implied and hence, the Company and the management shall not be held liable for any loss, which may arise as a result of any action taken based on the information contained herein. Several factors could make significant difference to the Company's operations. These include climatic and economic conditions affecting demand and supply, government regulations and taxation, natural calamities over which the Company does not have any direct control.

## BUSINESS RESPONSIBILITY AND SUSTAINABILITY REPORT

**Annexure - A**  
**Business Responsibility and Sustainability Reporting by listed entities**  
**SEBI/HO/CFD/CMD-2/P/CIR/2021/562 dated 10/05/2021**

### SECTION A : GENERAL DISCLOSURES

#### I. Details of the listed entity

S. No.	Required Information	
1	Corporate Identity Number (CIN) of the Listed Entity	L64200DL1993PLC054086
2	Name of the Listed Entity	<b>Optiemus Infracom Limited</b>
3	Year of Incorporation	1993
4	Registered office address	K-20, 2 <sup>nd</sup> Floor, Lajpat Nagar-II, New Delhi - 110 024
5	Corporate address	D-348, Sector-63, Noida, Uttar Pradesh - 201 307
6	E-mail	<a href="mailto:info@optiemus.com">info@optiemus.com</a>
7	Telephone	011-29840906/07
8	Website	<a href="http://www.optiemus.com">www.optiemus.com</a>
9	Financial year for which reporting is being done	April 01, 2022 to March 31, 2023
10	Name of the Stock Exchange(s) where shares are listed	1.National Stock Exchange of India Limited('NSE') 2.BSE Limited ('BSE')
11	Paid-up Capital	Rs. 8,585.72 Lacs
12	Name and contact details (telephone, e-mail address) of the person who may be contacted in case of any queries on the BRSR report	Mr. Vikas Chandra Company Secretary & Compliance Officer Telephone No. 0120-2406450 e-mail ID: <a href="mailto:info@optiemus.com">info@optiemus.com</a>
13	Reporting boundary - Are the disclosures under this report made on a standalone basis (i.e. only for the entity) or on a consolidated basis (i.e. for the entity and all the entities which form a part of its consolidated financial statements, taken together)	The disclosures made in this report are on standalone basis.

#### II. Products / Services

##### 14 Details of business activities (accounting for 90% of the turnover):

S. No.	Description of Main Activity	Description of Business Activity	% of Turnover of the entity
1	Trading	Wholesale Trading of Telecommunications and allied products	94.89%

**15 Products/Services sold by the entity (accounting for 90% of the entity's Turnover):**

S. No.	Product / Service	NIC Code	% of total Turnover contributed
1	Telecommunication and allied products	4652	94.89%

**III. Operations**

**16 Number of locations where plants and/or operations/offices of the entity are situated:**

Location	Number of plants	Number of offices	Total
National	NA	3	3
International	NA	0	0

**17 Market Served by the entity:**

a.	<b>Number of locations</b>	
	<b>Locations</b>	<b>Number</b>
	National (No. of States)	28
	International (No. of Countries)	0
b.	What is the contribution of exports as a percentage of the total turnover of the entity?	Nil
c.	A brief on type of customers	The Company serves in National Markets through direct as well as Dealer Distribution Network.

**IV. Employees**

**18 Details as at the end of Financial Year:**

a. Employees and workers (including differently abled):

S. No.	Particulars	Total (A)	Male		Female	
			No.(B)	% (B/A)	No. (C)	% (C/A)
<b>Employees</b>						
1	Permanent (D)	47	42	89%	5	11%
2	Other than Permanent (E)	0	0	0%	0	0%
3	<b>Total employees (D+E)</b>	47	42	89%	5	11%
<b>Workers</b>						
4	Permanent (F)	NA				
5	Other than Permanent (G)					
6	<b>Total employees (F+G)</b>					

b. Differently abled Employees and workers:

S. No.	Particulars	Total (A)	Male		Female	
			No.(B)	% (B/A)	No. (C)	% (C/A)
<b>Differently abled Employees</b>						
1	Permanent (D)	NA				
2	Other than Permanent (E)					
3	<b>Total differently abled employees (D+E)</b>					
<b>Differently abled Workers</b>						
4	Permanent (F)	NA				
5	Other than Permanent (G)					
6	<b>Total differently abled employees (F+G)</b>					

**19 Participation/Inclusion/Representation of women:**

	Total(A)	No. and percentage of Females	
		No. (B)	% (B / A)
Board of Directors	7	1	14.29%
Key Management Personnel	*3	0	0.00%

\* Includes one Director from the Board.

**20 Turnover rate for permanent employees and workers  
(Disclose trends for the past 3 years)**

	FY 2022-23 (Turnover rate in current FY)			FY 2021-22 (Turnover rate in previous FY)			FY 2020-21 (Turnover rate in the year prior to the previous FY)		
	Male	Female	Total	Male	Female	Total	Male	Female	Total
Permanent Employees	40.00%	50.00%	41.18%	37.17%	37.50%	37.21%	38.81%	90.91%	46.15%
Permanent Workers	Not Applicable								

**V. Holding, Subsidiary and Associate Companies (including joint ventures)**

**21 (a) Name of holding / subsidiary / associate companies / joint ventures**

S. No.	Name of the holding/ subsidiary / associate companies / joint ventures (A)	Indicate whether holding/ Subsidiary/ Associate/ Joint Venture	% of shares held by listed entity	Does the entity indicated at column A, participate in the Business Responsibility initiatives of the listed entity? (Yes/No)
1	Optiemus Electronics Limited	Wholly Owned Subsidiary	100%	No
2	GDN Enterprises Private Limited	Wholly Owned Subsidiary	100%	No
3	Optiemus Infracom (Singapore) Pte Limited	Wholly Owned Subsidiary	100%	No
4	Troosol Enterprises Private Limited	Subsidiary	60%	No
5	Finems Electronics Private Limited	Subsidiary	60%	No
6	Teleecare Network India Private Limited	Associate	46.22%	No

**VI. CSR Details**

22	(i)	Whether CSR is applicable as per section 135 of Companies Act, 2013: (Yes/No)	Yes <i>CSR was applicable on the Company during the Financial Year 2022-23. The Company has formed CSR Committee, but, the average net profit of the Company during the immediately three preceding financial years is negative, therefore, the Company was not required to spend any amount towards CSR activities during the financial year 2022-23.</i>
	(ii)	Turnover (in Rs.)	59727.15 Lacs
	(iii)	Net worth (in Rs.)	41022.06 Lacs

**VII. Transparency and Disclosure Compliances**

**23 Complaints/Grievances on any of the principles (Principles 1 to 9) under the National Guidelines on Responsible Business Conduct:**

Stakeholder group from whom complaint is received	Grievance Redressal Mechanism in Place (Yes/No) (If Yes, then provide web-link for grievance redress policy)	FY 2022-23			FY 2021-22		
		Number of complaints filed during the year	Number of complaints pending resolution at close of the year	Remarks	Number of complaints filed during the year	Number of complaints pending resolution at close of the year	Remarks
Communities	NA	NA	NA	NA	NA	NA	NA
Investors (other than shareholders)	NA	NA	NA	NA	NA	NA	NA
Shareholders	Yes <a href="https://www.optiemus.com/investorcontact.html">https://www.optiemus.com/investorcontact.html</a>	5	0	All the complaints received from the shareholders of the Company were resolved by the Company and its RTA within stipulated time.	3	0	All the complaints received from the shareholders of the Company were resolved by the Company and its RTA within stipulated time.
Employees and Workers	Yes <a href="https://www.optiemus.com/contactus.php">https://www.optiemus.com/contactus.php</a> e-mail: hr@optiemus.com	0	0	NA	0	0	NA
Customers	Yes <a href="https://www.optiemus.com/contactus.php">https://www.optiemus.com/contactus.php</a>	0	0	NA	0	0	NA
Value Chain Partners	NA						

**24 Overview of the entity's material responsible business conduct issues**

Please indicate material responsible business conduct and sustainability issues pertaining to environmental and social matters that present a risk or an opportunity to your business, rationale for identifying the same, approach to adapt or mitigate the risk along-with its financial implications, as per the following format:

S. No.	Material issue identified	Indicate whether risk or opportunity (R/O)	Rationale for identifying the risk / opportunity	In case of risk, approach to adapt or mitigate	Financial implications of the risk or opportunity (Indicate positive or negative implications)
The Company is currently in process of carrying out a comprehensive analysis of the materiality mapping exercise across its stakeholders.					

**SECTION B : MANAGEMENT AND PROCESS DISCLOSURES**

Disclosure Questions		P1	P2	P3	P4	P5	P6	P7	P8	P9
<b>Policy and management processes</b>										
1	a. Whether your entity's policy/policies cover each principle and its core elements of the NGRBCs. (Yes/No)	Y	NA	Y	Y	Y	Y	NA	Y	Y
	b. Has the policy been approved by the Board? (Yes/No)	Y	NA	Y	Y	Y	Y	NA	Y	Y
	c. Web Link of the Policies, if available	<a href="https://www.optiemus.com/policies.html">https://www.optiemus.com/policies.html</a>								
2	Whether the entity has translated the policy into procedures. (Yes / No)	Y	NA	Y	Y	Y	Y	NA	Y	Y
3	Do the enlisted policies extend to your value chain partners? (Yes/No)	Y	NA	Y	Y	Y	Y	NA	Y	Y
4	Name of the national and international codes/certifications/labels/ standards (e.g. Forest Stewardship Council, Fairtrade, Rainforest Alliance, Trustee) standards (e.g. SA 8000, OHSAS, ISO, BIS) adopted by your entity and mapped to each principle.	NGRBC	NA	NGRBC	NGRBC	NGRBC	NGRBC	NA	NGRBC	NGRBC
5	Specific commitments, goals and targets set by the entity with defined timelines, if any.	Optiemus strives to become a sustainable organization and will work towards developing or setting targets for its business.								
6	Performance of the entity against the specific commitments, goals and targets along-with reasons in case the same are not met.	Optiemus is committed to enhance Sustainability practices in a formal manner by adopting the guidelines defined under NGRBC and will work on developing targets and measuring performance against them.								

Disclosure Questions		P1	P2	P3	P4	P5	P6	P7	P8	P9
<b>Governance, leadership and oversight</b>										
7	Statement by director responsible for the business responsibility report, highlighting ESG related challenges, targets and achievements (listed entity has flexibility regarding the placement of this disclosure)	<p>In today's scenario, with all structural shifts happening in the regulatory environment, customer preference and business models, a Company can survive and sustain only by incorporating best governance practices in its way of doing business. Your Company has set an objective of making it as a preferred service provider by enhancing the quality of its offerings as a part of its growth strategy and it believes in adopting sustainable 'best practices' that are followed in the area of Corporate Governance across various geographies. Your Company believes that good corporate governance goes beyond good management of the Company; it includes furthering and protecting the interests of all its stakeholders including the shareholders, employees, suppliers, customers, etc. It also includes taking steps to fulfil the needs of the society where the Company is operating. Our business operations are directed and controlled by best governance practices. As a responsible organization in the trading sector, Environment, Health and Safety (EHS) remains a focus area in the business for Optiemus. The EHS benchmarks and rules are strictly followed across all the Company processes. Health and safety concerns of the employees are addressed with comprehensive measures and the initiatives expand beyond the Company facilities to cover the communities around the locations. For maintaining an efficient workspace and to continue sustainable growth, the Company is implementing the suggested measures. Staying strong on our commitment of being a responsible business adopting BRSR framework from FY 2023 is a conscious choice to maintain transparency in sustainability reporting. The BRSR disclosures presented herein are strictly as per the format prescribed by SEBI.</p>								
8	Details of the highest authority responsible for implementation and oversight of the Business Responsibility policy (ies).	Mr. Ashok Gupta, Executive Chairman								
9	Does the entity have a specified Committee of the Board/ Director responsible for decision making on sustainability related issues? (Yes/No). If yes, provide details.	Yes, the Directors and Senior Leadership Team of the Company monitor various aspects of Social, Environmental & Governance responsibilities of the Company on a continuous basis.								



10 Details of Review of NGRBCs by the Company:

Subject of Review	Indicate whether review was undertaken by Director / Committee of the Board/ Any other Committee									Frequency (Annually/ Half yearly/ Quarterly/ Any other - please specify)								
	P1	P2	P3	P4	P5	P6	P7	P8	P9	P1	P2	P3	P4	P5	P6	P7	P8	P9
Performance against above policies and follow up action	As a practice, policies on the Business Responsibility of the Company are reviewed annually or on a need basis by the Board. During this assessment, the efficacy of the policies is reviewed and necessary changes to policies & procedures are implemented, except for Principle 2 and 7, as not applicable.									Annually								
Compliance with statutory requirements of relevance to the principles, and, rectification of any non-compliances	The Company is in compliance with the existing regulations as applicable and Statutory Compliance Certificates on applicable laws are provided by the CS/CFO to the Audit Committee / Board of Directors on quarterly basis.									Quarterly								

11	Has the entity carried out independent assessment/ evaluation of the working of its policies by an external agency? (Yes/No). If yes, provide name of the agency	P1	P2	P3	P4	P5	P6	P7	P8	P9
		No, the respective internal departments have verified the policies (applicable on the Company) from time to time.								
12	If answer to question (1) above is "No" i.e. not all Principles are covered by a policy, reasons to be stated:	<p style="text-align: center;">NA</p> <p style="text-align: center;">All the applicable Principles are covered by the Policies.</p>								
	a. The entity does not consider the Principles material to its business (Yes/No)									
	b. The entity is not at a stage where it is in a position to formulate and implement the policies on specified principles (Yes/No)									
	c. The entity does not have the financial or/human and technical resources available for the task (Yes/No)									
	d. It is planned to be done in the next financial year (Yes/No)									
	e. Any other reason (please specify)									

**SECTION C: PRINCIPLE WISE PERFORMANCE DISCLOSURE**

**PRINCIPLE 1: Businesses should conduct and govern themselves with integrity, and in a manner that is Ethical, Transparent and Accountable.**

**Essential Indicators**

1 Percentage coverage by training and awareness programmes on any of the Principles during the financial year:

Segment	Total number of training and awareness programmes held	Topics/principles covered under the training and its impact	% age of persons in respective category covered by the awareness programmes
Board of Directors	2	An induction session is arranged for every Independent Director on his/her appointment to the Board of Directors. The induction session, amongst others, includes an overview of the Company, its vision and mission, the industry in which it operates, its business strategies, risk management, and the roles and responsibilities as a member of Board. On an ongoing basis, Optiemus' Board conducts meetings and updates regarding the Code of Conduct for the Prevention of Insider Trading, the Code of Conduct for Directors and Senior Management, Corporate Governance, Risk Management, IT & Cybersecurity, changes in the regulatory environment as applicable were made at the meeting. Further, Independent Directors meet separately without the attendance of Non-Independent Directors to review the performance of Non-Independent Directors, and Board as a whole, and the performance of the Chairman of the Board.	100%
Key Managerial Personnel	5	Optiemus's Code of Conduct serves to guide our actions, which are governed by integrity, honesty, fair dealing, and compliance with all applicable laws. The mandatory training on the Code of Conduct is designed to provide a framework against which conduct and behaviour can be measured. It covers in detail the expected code but is not limited to the equal opportunity, data privacy, conflict of interest, insider trading, anti-bribery, human rights, compliance, safe and secure work environment, POSH, etc.	100%
Employees other than BOD and KMPs	3	We strive to provide our employees with an inclusive workplace that helps them to grow professionally and personally. Optiemus believes in promoting employee well-being and providing a supportive environment to all employees and guidelines on employee health and safety. At Optiemus, we have developed multiple training modules to cater to each function's and individual's training needs. Such training/awareness programs are on an array of topics, such as Code of Conduct, Ethics, Cyber Security, Data Privacy, ESG Awareness, Fraud Prevention, Functional Training, Health and Safety, Insider Trading, Prevention of Sexual Harassment, Skill Upgradation, etc.	100%
Workers		NA	

- 2 Details of fines / penalties /punishment/ award/ compounding fees/ settlement amount paid in proceedings (by the entity or by directors / KMPs) with regulators/ law enforcement agencies/ judicial institutions, in the financial year, in the following format (Note: the entity shall make disclosures on the basis of materiality as specified in Regulation 30 of SEBI (Listing Obligations and Disclosure Requirements) Regulations, 2015 and as disclosed on the entity's website):

**Monetary**

	NGRBC	Name of the regulatory/ enforcement agencies/ judicial institutions	Amount (In INR)	Brief of the Case	Has an appeal been preferred? (Yes/No)
Penalty/ Fine	-	National Stock Exchange of India Limited (NSE)	Rs. 10,000/-	The Company received Notice from NSE and BSE stating that pursuant to Regulation 29 of SEBI (Listing Obligations and Disclosure Requirements) Regulations, 2015, prior notice of Board Meeting held on February 12, 2022 was not given to Stock Exchange(s), in which the proposal of fund raising was considered and fine of Rs. 10,000/- each was imposed on the Company by NSE and BSE.	No
	-	BSE Limited (BSE)	Rs. 10,000/-	In response to the NSE's and BSE's Notice, the Company replied that the proposed fund raising was an impromptu discussion that happened in the Board Meeting in which Board merely decided to explore various fund raising options (i.e. may be a Preferential Issue or a Rights Issue or any other equity linked securities).  The Company also requested NSE and BSE for waiver of fine. However, on getting no reply from NSE, the Company voluntarily paid the imposed fine of Rs. 10,000/- to NSE and waited for BSE response as the Company was informed over telephonic discussion by the concerned person of BSE that the matter shall be placed before the Request Review Committee of BSE.  Further, on July 26, 2022, BSE sent a regret letter for waiver of fine to the Company and imposed fine of Rs. 10,000/-, which has also been duly paid by the Company.	
Settlement	NA	NA	NA	NA	NA
Compounding fee	NA	NA	NA	NA	NA

**Non- Monetary**

	NGRBC Principle	Name of the regulatory/ enforcement agencies/ judicial institutions	Brief of the Case	Has an appeal been preferred? (Yes/No)
Imprisonment	NA	Nil	NA	NA
Punishment	NA	Nil	NA	NA

- 3 Of the instances disclosed in Question 2 above, details of the Appeal/ Revision preferred in cases where monetary or non-monetary action has been appealed.

As disclosed under answer to Question 2 above.

- 4 Does the entity have an anti-corruption or anti-bribery policy? If yes, provide details in brief and if available, provide a web-link to the policy.
- Yes, the Company does not encourage associates or any connected stakeholders to follow unethical means such as Bribery or kickbacks. We have a zero-tolerance approach to bribery and corruption and are committed to acting professionally, fairly, and with integrity in all its business relationships, wherever they cooperate, and to implementing and enforcing effective systems to counter bribery. Strong guidelines have been laid down to avoid malpractices and the consequences of such actions are also well-defined. Strong and stringent control measures are in place to stop such activities and associates are encouraged to bring to notice any such malpractice which might have been missed out. The Company's governance practices are laid out on the foundation of honesty and integrity, conducting business in compliance with all regulatory and legal obligations. The principles of anti-corruption and bribery are captured in Anti-Bribery Policy of Optiemus Infracom Limited, available on the website of the Company under the web link  
[https://www.optiemus.com/policies/OIL\\_Anti-BriberyorAnti-CorruptionPolicy.pdf](https://www.optiemus.com/policies/OIL_Anti-BriberyorAnti-CorruptionPolicy.pdf)

- 5 Number of Directors/KMPs/employees/workers against whom disciplinary action was taken by any law enforcement agency for the charges of bribery/ corruption:

	FY 2022-23	FY 2021-22
Directors	Nil	Nil
KMPs	Nil	Nil
Employees	Nil	Nil
Workers	NA	NA

- 6 Details of complaints with regard to conflict of interest:

	FY 2022-23 (Current Financial Year)		FY 2021-22 (Previous Financial Year)	
	Number	Remarks	Number	Remarks
Number of complaints received in relation to issues of Conflict of Interest of the Directors	Nil	NA	Nil	NA
Number of complaints received in relation to issues of Conflict of Interest of the KMPs	Nil	NA	Nil	NA

- 7 Provide details of any corrective action taken or underway on issues related to fines / penalties / action taken by regulators/ law enforcement agencies/ judicial institutions, on cases of corruption and conflicts of interest.

Not Applicable

**Leadership Indicators**

- 1 Awareness programmes conducted for value chain partners on any of the Principles during the financial year:

Total number of awareness programmes held	Topics / principles covered under the training	% age of value chain partners covered (by value of business done with such partners) under the awareness programmes
NA	NA	NA

- 2 Does the entity have processes in place to avoid/ manage conflict of interests involving members of the Board? (Yes/No) If Yes, provide details of the same.
- |  |   |
|--|---|
|  | Yes, the Board approved policies and procedures are in place to avoid/ manage conflict of interests such as Code of Conduct for Directors and Senior Management, Policy on Related Party Transactions, Policy for determining Material Subsidiaries, Code on Fair Disclosure of Unpublished Price Sensitive Information, Code of Conduct for Prevention of Insider Trading, Policy for determining Materiality of Events, and Whistle Blower Policy. The Company undertakes training and awareness sessions on ethical business practices, including sessions to avoid or manage the instances of conflict of interests in an appropriate manner. |
|--|---|

**PRINCIPLE 2: Businesses should provide goods and services in a manner that is sustainable and safe**

**Essential Indicators**

- 1 Percentage of R&D and capital expenditure (capex) investments in specific technologies to improve the environmental and social impacts of product and processes to total R&D and capex investments made by the entity, respectively.

	Current Financial Year	Previous Financial Year	Details of improvements in environmental and social impacts
R & D	The nature of activities of the Company does not involve any expenditure on technology and research & development.		
Capex			

- 2
- |  |                |
|--|----------------|
| a. Does the entity have procedures in place for sustainable sourcing? (Yes/No) | Not Applicable |
| b. If yes, what percentage of inputs were sourced sustainably?                 | Not Applicable |

- 3 Describe the processes in place to safely reclaim your products for reusing, recycling, and disposing at the end of life, - Given the nature of business, there is limited scope for reusing or recycling products, however, we have the following practices for the below mention waste categories.

(a) Plastics (including packaging)	All our facilities use 100% biodegradable plastic garbage bags to collect and dispose of dry and wet waste.
(b) E-waste	Our E-waste broadly includes computers, servers, scanners, PSs, Batteries, etc. All such E-wastes are being disposed-off through registered E-waste vendors.
(c) Hazardous waste	Our services do not involve producing or disposing hazardous waste of any kind. Hence, this clause is not applicable.
(d) Other waste	There is no other kind of waste generated in our office other than listed above.

- 4 Whether Extended Producer Responsibility (EPR) is applicable to the entity's activities (Yes / No). If yes, whether the waste collection plan is in line with the Extended Producer Responsibility (EPR) plan submitted to Pollution Control Boards? If not, provide steps taken to address the same.
- |  |
|--|
| No, but as a part of e-waste recycling initiative, Optiemus Infracom Limited has partnered with a reputed Recycler who is India's leading electronic asset management and disposal company to comply with E-Waste management and Handling Rules and thereby providing environmentally sound management of end of life electronics. |
|--|

#### Leadership Indicators

- 1 Has the entity conducted Life Cycle Perspective / Assessments (LCA) for any of its products (for manufacturing industry) or for its services (for service industry)? If yes, provide details in the following format?

NIC Code	Name of Product /Service	% of total Turnover contributed	Boundary for which the Life Cycle Perspective / Assessment was conducted	Whether conducted by independent external agency (Yes/No)	Results communicated in public domain (Yes/No) If yes, provide the web-link.
----------	--------------------------	---------------------------------	--	---	--

Since the Company is not engaged into manufacturing activities, its business activities have nil or minimum impact on environment aspects, hence, this clause is Not Applicable.

- 2 If there are any significant social or environmental concerns and/or risks arising from production or disposal of your products / services, as identified in the Life Cycle Perspective / Assessments (LCA) or through any other means, briefly describe the same along-with action taken to mitigate the same.

Name of Product/ Service	Description of the risk / concern	Action Taken
Not Applicable		

- 3 Percentage of recycled or reused input material to total material (by value) used in production (for manufacturing industry) or providing services (for service industry).

Indicate input material	Recycled or re-used input material to total material	
	FY 2022-23 Current Financial Year	FY 2021-22 Previous Financial Year
Since the Company is involved in the wholesale and distribution business. hence, this is not applicable.		

- 4 Of the products and packaging reclaimed at end of life of products, amount (in metric tonnes) reused, recycled, and safely disposed, as per the following format:

	FY 2022-23 (Current Financial Year)			FY 2021-22 (Previous Financial Year)		
	Re-Used	Recycled	Safely Disposed	Re-Used	Recycled	Safely Disposed
Plastics (including packaging)	NA	NA	NA	NA	NA	NA
E-waste	<p>As a part of e-waste recycling initiative, Optiemus Infracom Limited has partnered with a reputed Recycler who is India's leading electronic asset management and disposal company to comply with E-Waste management and Handling Rules and thereby providing environmentally sound management of end of life electronics.</p> <p>As part of the partnership with the Recycler, shall provide to the Users of the Products of Optiemus Infracom Limited with e-waste drop off centres and ensure environmentally sound management of electronics that have reached their end of life phase. The Recycler has obtained all the necessary authorizations from the appropriate government from any hazardous consequences, which would be otherwise caused by the inappropriate waste management of e-waste.</p>					
Hazardous waste	NA	NA	NA	NA	NA	NA
Other waste	NA	NA	NA	NA	NA	NA

- 5 Reclaimed products and their packaging materials (as percentage of products sold) for each product category

Indicate product category	Reclaimed products and their packaging materials as % of total products sold in respective category
NA	

**PRINCIPLE 3: Businesses should respect and promote the well-being of all employees, including those in their value chains**

**Essential Indicators**

**1 Details of measures for the well-being of employees:**

Category	% of employees covered by										
	Total (A)	Health Insurance		Accident insurance		Maternity benefits		Paternity Benefits		Day Care facilities	
		Number (B)	% (B/A)	Number (C)	% (C/A)	Number (D)	% (D/A)	Number (E)	% (E/A)	Number (F)	% (F/A)
<b>Permanent employees</b>											
Male	42	42	100%	42	100%	0	0%	0	0	0	0
Female	5	5	100%	5	100%	5	100%	0	0	0	0
Total	47	47	100%	47	100%	5	11%	0	0	0	0
<b>Other than Permanent employees</b>											
Male	NA										
Female	NA										
Total	NA										
<b>Details of measures for the well-being of workers</b>											
NA											

**2 Details of retirement benefits, for Current Financial Year and Previous Financial Year.**

Benefits	FY 2022-23			FY 2021-22		
	No. of employees covered as a % of total employees	No. of workers covered as a % of total workers	Deducted and deposited with the authority (Y/N/N.A.)	No. of employees covered as a % of total employees	No. of workers covered as a % of total workers	Deducted and deposited with the authority (Y/N/N.A.)
PF	72%	NA	Y	69%	NA	Y
Gratuity	100%	NA	N	100%	NA	N
ESI	23%	NA	Y	27%	NA	Y

**3 Accessibility of workplaces**

Are the premises / offices of the entity accessible to differently abled employees and workers, as per the requirements of the Rights of Persons with Disabilities Act, 2016? If not, whether any steps are being taken by the entity in this regard.	We recognize the importance of meeting the requirements of the Rights of Persons with Disabilities Act, 2016 and taking steps to support the needs of individual with disabilities.
---	---



4	Does the entity have an equal opportunity policy as per the Rights of Persons with Disabilities Act, 2016? If so, provide a web-link to the policy.	Optiemus' Harrassment and Bullying at Work Policy outlines its commitment to non-discrimination, by providing equal opportunity to all its employees irrespective of race, color, religion, sex, national origin, ancestry, age, marital status, sexual orientation, or disability. The Company has internal processes with respect to diversity, equity and inclusion with the intention of encouraging the employability abilities of disadvantaged sections of society, such as persons with disabilities.
---	---	---

5 Return to work and Retention rates of permanent employees and workers that took parental leave.

Gender	Permanent employees		Permanent workers	
	Return to work rate	Retention rate	Return to work rate	Retention rate
Male	*NA		NA	
Female				
<b>Total</b>				

*\*Note: No employee has taken the parental leave during last two financial years.*

6 Is there a mechanism available to receive and redress grievances for the following categories of employees and worker? If yes, give details of the mechanism in brief.

	<b>Yes/No (If Yes, then give details of the mechanism in brief)</b>
Permanent Employees	Yes, The Company follows an Open-door policy and transparent communication. Employees are encouraged to share their concerns with their business heads, HR, legal & compliance, or the members of the senior management. In addition, Prevention of Sexual Harassment at Workplace (POSH) Policy provides a formal platform to share grievances on various matters. The details of the grievance mechanism and POSH Policy are hosted on the website of the Company.
Workers	During the year, there was no worker in the Company.

7 Membership of employees and worker in association(s) or Unions recognised by the listed entity:

Category	FY 2022-2023			FY 2021-2022		
	Total employees/workers in respective category (A)	No. of employees/workers in respective category, who are part of association(s) or Union (B)	% (B/A)	Total employees/workers in respective category (C)	No. of employees/workers in respective category, who are part of association(s) or Union (D)	% (D/C)
<b>Total Permanent Employees</b>	Optiemus recognizes the right to freedom of association in accordance with the laws of the land. However, the Company does not have a recognized employee association.					
Male						
Female						
<b>Total Permanent Workers</b>	NA					
Male						
Female						

8 Details of training given to employees and workers:

Category	FY 2022-23					FY 2021-22				
	Total (A)	On Health and safety measures		On Skill upgradation		Total (D)	On Health and safety measures		On Skill upgradation	
		No. (B)	% (B/A)	No. (C)	% (C/A)		No. (E)	% (E/D)	No. (F)	% (F/D)
<b>Employees</b>										
Male	42	17	41%	12	29%	48	22	46%	19	40%
Female	5	3	60%	3	60%	7	6	86%	4	57%
<b>Total</b>	<b>47</b>	<b>20</b>	<b>43%</b>	<b>15</b>	<b>32%</b>	<b>55</b>	<b>28</b>	<b>51%</b>	<b>23</b>	<b>42%</b>
<b>Workers</b>										
Male	NA									
Female										
<b>Total</b>										

9 Details of performance and career development reviews of employees and worker:

Category	FY 2022-23			FY 2021-22		
	Total (A)	No. (B)	% (B/A)	Total (C)	No. (D)	% (D/A)
<b>Employees</b>						
Male	42	42	100%	48	48	100%
Female	5	5	100%	7	7	100%
<b>Total</b>	<b>47</b>	<b>47</b>	<b>100%</b>	<b>55</b>	<b>55</b>	<b>100%</b>
<b>Workers</b>						
Male	NA					
Female						
<b>Total</b>						

10 Health and safety management system:

<p>a. Whether an occupational health and safety management system has been implemented by the entity? (Yes/ No). If yes, the coverage such system?</p>	<p>Yes As a responsible organization in the trading sector, Environment, Health and Safety (EHS) remains a focus area in the business for Optiemus. The EHS benchmarks and rules are strictly followed across all the Company's processes. Health and safety concerns of the employees are addressed with comprehensive measures. For maintaining an efficient workspace and to continue sustainable growth, the Company is implementing the suggested measures.  The Company insisted on Work from Home (WFH) modes, thermal screening, and sanitization procedures in dealing with the initial wave of the COVID-19 pandemic. This ensured that the virus infected a very small number of employees. The Company undertook preventive measures like social distancing, temperature testing, provision of masks and sanitization facilities.</p>
<p>b. What are the processes used to identify work-related hazards and assess risks on a routine and non-routine basis by the entity?</p>	<p>Given the nature of business, this is not applicable on the Company. However, the Company continuously strives to identify and improve hazards at the workplace with measures like Fire/Smoke Sensors, Access Control, CCTV, 24-hour Security, water purifiers, etc.</p>
<p>c. Whether you have processes for workers to report the work-related hazards and to remove themselves from such risks. (Y/N)</p>	<p>NA Given the nature of business, this is not applicable to us. However, Employees are trained to report unsafe conditions to HODs or HR Department.</p>
<p>d. Do the employees/ worker of the entity have access to non-occupational medical and healthcare services? (Yes/ No)</p>	<p>Yes, the Company ensures overall well-being of employees by providing health insurance, accident insurance, regular health check-ups for its employees for maintaining mental well-being of employees.</p>

11 Details of safety related incidents, in the following format:

Safety Incident/Number	Category	FY 2022-23	FY 2021-22
Lost Time Injury Frequency Rate (LTIFR) (per one million-person hours worked)	Employees	0	0
	Workers	NA	NA
Total recordable work-related injuries	Employees	0	0
	Workers	NA	NA
No. of fatalities	Employees	0	0
	Workers	NA	NA
High consequence work-related injury or ill-health (excluding fatalities)	Employees	0	0
	Workers	NA	NA

12	Describe the measures taken by the entity to ensure a safe and healthy work place.	<p>The Company provides a systematic way to ensure a safe and healthy workplace for all employees.</p> <p>Key measures taken includes -</p> <ul style="list-style-type: none"> <li>a. Education on Health and Safety at workplace like regular health check-up, first aid training, etc.</li> <li>b. Training on Disaster Management measures such as Fire Mock Drill, Earthquake Mock Drill, etc.</li> </ul>
----	--	---

13 Number of Complaints on the following made by employees and workers:

	FY 2022-23			FY 2021-22		
	Filed during the year	Pending resolution at the end of year	Remarks	Filed during the year	Pending resolution at the end of year	Remarks
Working Conditions	0	NA	NA	0	NA	NA
Health & Safety	0	NA	NA	0	NA	NA

14 Assessments for the year:

	<b>% of your plants and offices that were assessed (by entity or statutory authorities or third parties)</b>
Health and safety practices	100% offices were assessed by the Company's management
Working Conditions	100% offices were assessed by the Company's management

15	Provide details of any corrective action taken or underway to address safety-related incidents (if any) and on significant risks / concerns arising from assessments of health & safety practices and working conditions.	Owing to the nature of business, this is not directly to the Company.
----	---	---

**Leadership Indicators**

1	Does the entity extend any life insurance or any compensatory package in the event of death of (A) Employees (Y/N) (B) Workers (Y/N).	Yes, Few Employees are covered under ESI and the Company has taken medical and life insurance policy for those employees who are not covered under ESI.
2	Provide the measures undertaken by the entity to ensure that statutory dues have been deducted and deposited by the value chain partners.	Not Applicable

- 3 Provide the number of employees / workers having suffered high consequence work related injury / ill-health / fatalities (as reported in Q11 of Essential Indicators above), who have been are rehabilitated and placed in suitable employment or whose family members have been placed in suitable employment:

	Total no. of affected employees/ workers		No. of employees/workers that are rehabilitated and placed in suitable employment or whose family members have been placed in suitable employment	
	FY 2022-23	FY 2021-22	FY 2022-23	FY 2021-22
Employees	0	0	0	0
Workers	NA			

- |   |   |   |
|---|---|---|
| 4 | Does the entity provide transition assistance programs to facilitate continued employability and the management of career endings resulting from retirement or termination of employment? (Yes/ No) | The Company believes in hiring well-qualified talent on merits and continuously upskills the workforce to align with the changing business environment. In light of this, the need for these transition assistance programs is not envisaged currently. |
|---|---|---|

- 5 Details on assessment of value chain partners:

	% of value chain partners (by value of business done with such partners) that were assessed
Health and safety practices	NA
Working Conditions	

- |   |   |                |
|---|---|----------------|
| 6 | Provide details of any corrective actions taken or underway to address significant risks / concerns arising from assessments of health and safety practices and working conditions of value chain partners. | Not Applicable |
|---|---|----------------|

**PRINCIPLE 4: Businesses should respect the interests of and be responsive to all its stakeholders**

**Essential Indicators**

1	Describe the processes for identifying key stakeholder groups of the entity	The key stakeholders identified include Customers, Employees, Community, Investors, and Government Bodies. Our approach towards responsible and sustainable business practices undergoes a systematic mapping through regular engagement with its internal and external stakeholders. This practice helps the Company to prioritize key sustainability issues in terms of relevance to its business and stakeholders, including society and clients. Throughout the year, we engage formally and informally with our stakeholders to explore strategic areas, along with trends and developments relevant to our industry. We endeavour to consider the views of our stakeholders when we make business decisions by acknowledging their viewpoints and demonstrating respect for our shared priorities. We believe this approach reflects our commitment to transparency and accountability, and ultimately contributes to long-term value. We communicate with our team members through numerous platforms and channels, including town halls, meetings, the internet, internal messages, social media, blog posts, and newsletters that report on Optiemus's efforts and other key business activities. We conduct employee surveys to gauge our team members' views of the Company's vision and strategy, the work environment, work relationships, and job satisfaction.
---	---	---

2 List stakeholder groups identified as key for your entity and the frequency of engagement with each stakeholder group

Stakeholder Group	Whether identified as Vulnerable & Marginalized Group (Yes/No)	Channels of communication (E-mail, SMS, Newspaper, Pamphlets, Advertisement, Community Meetings, Notice Board, Website), Other	Frequency of engagement (Annually/ Half yearly/ Quarterly/ others-please specify)	Purpose and scope of engagement including key topics and concerns raised during such engagement
1 Shareholders & Investors	No	Annual General Meeting, Shareholder meets, e-mail, Stock Exchange (SE) intimations, investor/analysts meet/conference calls, annual reports, quarterly results, media releases, Notice Board and Company's website	Ongoing	Business performance, profitability and financial stability, growth prospects, material information regarding the Company, queries related to duplicate share certificates, transmission, dematerialisation etc.
2 Employees	No	Senior leaders' communication, performance appraisal review, wellness initiatives, engagement survey, e-mail, intranet, websites, poster campaigns, circulars and newsletters	Ongoing	Job satisfaction, Fair pay, performance remuneration, Training, and Development initiatives that support career growth Safe and healthy working conditions, Non-discrimination on the basis of color, gender, race, sexual orientation, or caste, Prompt grievance redressal mechanisms.

Stakeholder Group		Whether identified as Vulnerable & Marginalized Group (Yes/No)	Channels of communication (E-mail, SMS, Newspaper, Pamphlets, Advertisement, Community Meetings, Notice Board, Website), Other	Frequency of engagement (Annually/ Half yearly/ Quarterly/ others-please specify)	Purpose and scope of engagement including key topics and concerns raised during such engagement
3	Customers	No	Website, complaints management, helpdesk, conferences, customer surveys, face-to-face meetings, e-mail, Customer feedback, advertisement, newspapers and other digital platforms, customer helpline	Ongoing	Optiemus have B2B customers. This provides us the opportunity to get into partnership with well-known organizations and also gives us the chance to collaborate with such organizations.
4	Government	No	Meetings, calls, e-mail with different government bodies and ministries	Ongoing	We consider this as an opportunity to understand the changing compliance and regulatory landscape and discuss opportunities to collaborate on pressing issues and positively impact the environment and society by playing an active role in government initiatives.

### Leadership Indicators

- 1 Provide the processes for consultation between stakeholders and the Board on economic, environmental, and social topics or if consultation is delegated, how is feedback from such consultations provided to the Board.**

The Company's response on Process: As part of the Company's efforts, we will continually engage with internal and external stakeholder groups for the identification of key material issues impacting them, the stakeholder engagement exercise will be done in the coming years.

- 2 Whether stakeholder consultation is used to support the identification and management of environmental and social topics (Yes / No). If so, provide details of instances as to how the inputs received from stakeholders on these topics were incorporated into policies and activities of the entity.**

Yes, the Company has always maintained a regular and proactive engagement with the Company's key stakeholders, allowing it to effectively work on its ESG initiatives and be transparent about the outcomes. In response to current regulations and interactions with stakeholders, the Company performs periodic evaluations to update and reissue policies as and when needed.

- 3 Provide details of instances of engagement with, and actions taken to, address the concerns of vulnerable/ marginalized stakeholder groups.**

Not Applicable

**PRINCIPLE 5: Businesses should respect and promote human rights**

**Essential Indicators**

1 Employees and workers who have been provided training on human rights issues and policy(ies) of the entity, in the following format:

Category	FY 2022-2023			FY 2021-2022		
	Total (A)	No. of employees / workers covered (B)	% (B / A)	Total (C)	No. of employees/ workers covered (D)	% (D / C)
<b>Employees</b>						
Permanent	47	25	53%	55	30	55%
Other than permanent	0	0	0%	0	0	0%
<b>Total Employees</b>	<b>47</b>	<b>25</b>	<b>53%</b>	<b>55</b>	<b>30</b>	<b>55%</b>
<b>Workers</b>						
Permanent	NA					
Other than permanent						
<b>Total Workers</b>						

2 Details of minimum wages paid to employees and workers, in the following format:

Category	FY 2022-23					FY 2021-22				
	Total (A)	Equal to Minimum Wage		More than minimum Wage		Total (D)	Equal to Minimum Wage		More than minimum Wage	
		No. (B)	% (B/A)	No. (C)	% (C/A)		No. (E)	% (E/D)	No. (F)	% (F/D)
<b>Employees</b>										
<b>Permanent</b>	47	0	0%	47	100%	55	0	0	55	100%
Male	42	0	0%	42	100%	48	0	0	48	100%
Female	5	0	0%	5	100%	7	0	0	7	100%
<b>Other than permanent</b>	0	0	0%	0	0%	0	0	0	0	0
Male	0	0	0%	0	0%	0	0	0	0	0
Female	0	0	0%	0	0%	0	0	0	0	0
<b>Workers</b>										
<b>Permanent</b>	NA									
Male										
Female										
<b>Other than permanent</b>										
Male										
Female										



3 Details of remuneration/salary/wages, in the following format:

	Male		Female	
	Number	Median remuneration/ salary/ wages of respective category	Number	Median remuneration/ salary/ wages of respective category
Board of Directors (BoD)	6	*Rs. 90,00,000	**1	-
Key Managerial Personnel (other than BoD)	2	Rs. 29,27,550	0	-
Employees other than BoD and KMP	39	Rs. 3,77,424	5	Rs. 6,00,000

\*We have 1 executive director who is paid remuneration, rest are independent directors who only receive sitting fee and 1 is non-executive director, who is not withdrawing any salary or receive sitting fee. Please refer corporate governance report for more details.

\*\* The Company has only one Female Independent Director, who is paid sitting fee. Please refer corporate governance report for more details.

4	Do you have a focal point (Individual/ Committee) responsible for addressing human rights impacts or issues caused or contributed to by the business? (Yes/No)	Yes The Company has HR department that addresses human rights-related issues or concerns. Mr. Vikas Chandra is Vigilance Officer as part of the Vigil Mechanism and a whistle-blower policy has been created where employees and directors can raise their concerns /issues. Quarterly review of the same is done by the Audit Committee.
5	Describe the internal mechanisms in place to redress grievances related to human rights issues.	Optiemus understands the importance of human rights and is dedicated to uphold the human rights of its employees, communities, and suppliers. Optiemus has Employee Wellbeing and Rights at Workplace Policy in place to cater to all complaints regarding employee grievances and the employees can register their complaints to the HR of the Company. No complaint received, hence, no reprisal or retaliatory action is taken against any employee/ affiliate for raising concerns under this policy. The Company also has POSH Policy to address the complaints regarding sexual harassment.

6 Number of Complaints on the following made by employees and workers:

	FY 2022-23			FY 2021-22		
	Filed during the year	Pending resolution at the end of year	Remarks	Filed during the year	Pending resolution at the end of year	Remarks
Sexual Harassment	0	0	NA	0	0	NA
Discrimination at workplace	0	0	NA	0	0	NA
Child Labour	0	0	NA	0	0	NA
Forced Labour/ Involuntary Labour	NIL					
Wages						
Other Human rights related issues						

7	Mechanisms to prevent adverse consequences to the complainant in discrimination and harassment cases.	The Company has constituted a dedicated Internal Complaints Committee (ICC) which is composed of members from cross-functional leadership, which independent the decisions and actions as per the Prevention of Sexual Harassment at Workplace Act, 2013.
8	Do human rights requirements form part of your business agreements and contracts? (Yes/No)	No, but the Company ensures the suppliers adhere to Companies' Code of Conducts and Policies applicable to them.

9 Assessments for the year:

	<b>% of your plants and offices that were assessed (by entity or statutory authorities or third parties)</b>
Child labour	NA
Forced/involuntary labour	NA
Sexual harassment	NA
Discrimination at workplace	NA
Wages	NA
Others - please specify	NA

10	Provide details of any corrective actions taken or underway to address significant risks / concerns arising from the assessments at Question 9 above.	Not Applicable
----	---	----------------

**Leadership Indicators**

1	Details of a business process being modified / introduced as a result of addressing human rights grievances/complaints.	The Company is of the belief that it has upheld the basic principles of human rights in all its dealings. The Company regularly sensitizes its employees on the Code of Conduct through various training programs as well.
2	Details of the scope and coverage of any Human rights due-diligence conducted.	Not Applicable
3	Is the premise/office of the entity accessible to differently abled visitors, as per the requirements of the Rights of Persons with Disabilities Act, 2016?	Yes, we recognize the importance of meeting the requirements of the Rights of Persons with Disabilities Act, 2016 and taking steps to support the needs of individual with disabilities.

4 Details on assessment of value chain partners:

	<b>% of value chain partners (by value of business done with such partners) that were assessed</b>
Sexual Harassment	NA
Discrimination at workplace	NA
Child Labour	NA
Forced Labour/Involuntary Labour	NA
Wages	NA
Others - please specify	NA

5	Provide details of any corrective actions taken or underway to address significant risks / concerns arising from the assessments at Question 4 above.	Not Applicable
---	---	----------------

**PRINCIPLE 6: Businesses should respect and make efforts to protect and restore the environment**

**Essential Indicators**

1 Details of total energy consumption (in Joules or multiples) and energy intensity, in the following format:

<b>Parameter</b>	<b>FY 2022-23</b>	<b>FY 2021-22</b>
Total electricity consumption (A)(GJ)	110.06	113.00
Total fuel consumption (B)	0	0
Energy consumption through other sources (C)	0	0
<b>Total energy consumption (A+B+C)</b>	<b>110.06</b>	<b>113.00</b>
Energy intensity per rupee of turnover (Total energy consumption/ turnover in rupees)	0.10	0.20
Note: Indicate if any independent assessment/ evaluation/assurance has been carried out by an external agency? (Y/N) If yes, name of the external agency	No independent assessment has been done	

2	Does the entity have any sites / facilities identified as designated consumers (DCs) under the Performance, Achieve and Trade (PAT) Scheme of the Government of India? (Y/N) If yes, disclose whether targets set under the PAT scheme have been achieved. In case targets have not been achieved, provide the remedial action taken, if any.	Not Applicable
---	---	----------------

3 Provide details of the following disclosures related to water, in the following format:

Parameter	FY 2022-23	FY 2021-22
<b>Water withdrawal by source (in kilolitres)</b>		
(i) Surface water	NA	NA
(ii) Ground water	NA	NA
(iii) Third party water (tanker)	NA	NA
(iv) Seawater / desalinated water	NA	NA
(v) Others - Water Bottles (Ltr X number of bottles)	5580	5145
<b>Total volume of water withdrawal (in litres) (i + ii + iii + iv + v)</b>	<b>5580</b>	<b>5145</b>
<b>Total volume of water consumption (in litres)</b>	<b>5580</b>	<b>5145</b>
<b>Water intensity per rupee of turnover</b> (Water consumed/turnover)	9.30	11.00
Note: Indicate if any independent assessment/ evaluation/assurance has been carried out by an external agency? (Y/N) If yes, name of the external agency	No independent assessment has been done	

4	Has the entity implemented a mechanism for Zero Liquid Discharge? If yes, provide details of its coverage and implementation.	Given the nature of the business, there is no usage of hazardous and toxic chemicals by the Company. The Company uses local vendors for the disposal of paper and electronics.
---	---	--

5 Please provide details of air emissions (other than GHG emissions) by the entity, in the following format:

Parameter	Please specify unit	FY 2022-23	FY 2021-22
NOx	NA	NA	NA
Sox	NA	NA	NA
Particulate matter (PM)	NA	NA	NA
Persistent organic pollutants (POP)	NA	NA	NA
Volatile organic compounds (VOC)	NA	NA	NA
Hazardous air pollutants (HAP)	NA	NA	NA
Others - please specify	NA	NA	NA
Note: Indicate if any independent assessment/ evaluation/assurance has been carried out by an external agency? (Y/N) If yes, name of the external agency	No independent assessment has been done		

- 6 Provide details of greenhouse gas emissions (Scope 1 and Scope 2 emissions) & its intensity, in the following format:

Parameter	Unit	FY 2022-23	FY 2021-22
<b>Total Scope 1 emissions</b> (Break-up of the GHG into CO <sub>2</sub> , CH <sub>4</sub> , N <sub>2</sub> O, HFCs, PFCs, SF <sub>6</sub> , NF <sub>3</sub> , if available)	Metric tonnes of CO <sub>2</sub> equivalent	0	0
<b>Total Scope 2 emissions</b> (Break-up of the GHG into CO <sub>2</sub> , CH <sub>4</sub> , N <sub>2</sub> O, HFCs, PFCs, SF <sub>6</sub> , NF <sub>3</sub> , if available)	Metric tonnes of CO <sub>2</sub> equivalent	24.15	25.00
<b>Total Scope 1 and Scope 2 emissions per rupee of turnover</b>	Metric tonnes of CO <sub>2</sub> equivalent	0.04	0.10
Note: Indicate if any independent assessment/ evaluation/assurance has been carried out by an external agency? (Y/N) If yes, name of the external agency.		No independent assessment has been done	

- |   |  |  |
|---|--|--|
| 7 | Does the entity have any project related to reducing Green House Gas emission? If Yes, then provide details. | The company doesn't have any project related to Green House Gas Emissions. |
|---|--|--|

- 8 Provide details related to waste management by the entity, in the following format:

Parameter	FY 2022-23	FY 2021-22
<b>Total Waste generated (in metric tonnes)</b>		
Plastic waste (A)	0	0
E-waste (B)	0	0
Bio-medical waste (C)	0	0
Construction and demolition waste (D)	0	0
Battery waste (E)	0	0
Radioactive waste (F)	0	0
Other Hazardous waste (Oil-soaked cotton waste, DG filters, paint cans, chemical cans, paint residue, oil sludge, DG chimney soot, coolant oil and used oil). Please specify, if any. (G)	0	0
Other Non-hazardous waste generated (H). Please specify, if any. (Break-up by composition i.e. by materials relevant to the sector)	0	0
<b>Total (A+B + C + D + E + F + G + H)</b>	0	0
<b>For each category of waste generated, total waste recovered through recycling, re-using or other recovery operations (in metric tonnes)</b>		
<b>Category of waste</b>		
(i) Recycled	0	
(ii) Re-used	0	
(iii) Other recovery operations	0	
<b>Total</b>	<b>0</b>	

Parameter	FY 2022-23	FY 2021-22
<b>For each category of waste generated, total waste disposed by nature of disposal method (in metric tonnes)</b>		
<b>Category of waste</b>		
(i) Incineration	0	
(ii) Landfilling	0	
(iii) Other disposal operations	0	
<b>Total</b>	0	
Note: Indicate if any independent assessment/ evaluation/assurance has been carried out by an external agency? (Y/N) If yes, name of the external agency	NA	

9 Briefly describe the waste management practices adopted in your establishments. Describe the strategy adopted by your company to reduce usage of hazardous and toxic chemicals in your products and processes and the practices adopted to manage such wastes.

Since the organization is into the wholesale distribution business, the Company doesn't generate an ample amount of waste.

10 If the entity has operations/offices in/around ecologically sensitive areas (such as national parks, wildlife sanctuaries, biosphere reserves, wetlands, biodiversity hotspots, forests, coastal regulation zones etc.) where environmental approvals / clearances are required, please specify details in the following format:

S. No.	Location of operations/offices	Type of operations	Whether the conditions of environmental approval/clearance are being complied with? (Y/N) If no, the reasons thereof and corrective action taken, if any
NA			

11 Details of environmental impact assessments of projects undertaken by the entity based on applicable laws, in the current financial year:

Name and brief details of project	EIA Notification No.	Date	Whether conducted by independent external agency (Yes / No)	Results communicated in public domain (Yes / No)	Relevant Web link
NA	NA	NA	NA	NA	NA

- 12 Is the entity compliant with the applicable environmental law/ regulations/ guidelines in India; such as the Water (Prevention and Control of Pollution) Act, Air (Prevention and Control of Pollution) Act, Environment Protection Act and rules thereunder (Y/N). If not, provide details of all such non-compliances, in the following format:

S. No.	Specify the law / regulation / guidelines which was not complied with	Provide details of the non-compliance	Any fines / penalties / action taken by regulatory agencies such as pollution control boards or by courts	Corrective action taken, if any
NA				

### Leadership Indicators

- 1 Provide break-up of the total energy consumed (in Joules or multiples) from renewable and non-renewable sources, in the following format:

Parameter	FY 2022-23	FY 2021-22
<b>From renewable sources</b>		
Total electricity consumption (A)	0	0
Total fuel consumption (B)	0	0
Energy consumption through other sources (C)	0	0
<b>Total energy consumed from renewable sources (A+B+C)</b>	<b>0</b>	<b>0</b>
<b>From Non-renewable sources</b>		
Total electricity consumption (D)(GJ)	110.06	113.00
Total fuel consumption (E)	0	0
Energy consumption through other sources (F)	0	0
<b>Total energy consumed from non-renewable sources (D+E+F) (GJ)</b>	<b>110.06</b>	<b>113.00</b>
Note: Indicate if any independent assessment/ evaluation/assurance has been carried out by an external agency? (Y/N) If yes, name of the external agency.	No independent assessment has been done	

- 2 Provide the following details related to water discharged:

Parameter	FY 2022-23	FY 2021-22
(i) To Surface Water	0	0
---No treatment		
---With treatment - please specify level of treatment		
(ii) To Ground Water	0	0
---No treatment		
---With treatment - please specify level of treatment		
(iii) To Sea Water	0	0
---No treatment		
---With treatment - please specify level of treatment		

Parameter	FY 2022-23	FY 2021-22
(iv) Sent to third-parties	0	0
---No treatment		
---With treatment - please specify level of treatment		
(v) Others	0	0
---No treatment		
---With treatment - please specify level of treatment		
<b>Total Water discharged (in kilolitres)</b>	<b>0</b>	<b>0</b>
Note: Indicate if any independent assessment/ evaluation/assurance has been carried out by an external agency? (Y/N) If yes, name of the external agency.	NA	

3 Water withdrawal, consumption and discharge in areas of water stress (in kilolitres):

For each facility / plant located in areas of water stress, provide the following information:

- (i) Name of the area Not Applicable
- (ii) Nature of operations
- (iii) Water withdrawal, consumption and discharge in the following format:

Parameter	FY 2022-23	FY 2021-22
<b>Water withdrawal by source (in kilolitres)</b>		
(i) Surface water	NA	NA
(ii) Ground water	NA	NA
(iii) Third party water	NA	NA
(iv) Seawater / desalinated water	NA	NA
(v) Others (water bottles)	NA	NA
<b>Total volume of water withdrawal (in kilolitres)</b>	<b>NA</b>	<b>NA</b>
<b>Total volume of water consumption (in litres)</b>	<b>NA</b>	<b>NA</b>
<b>Water intensity per rupee of turnover (Water consumed / turnover)</b>	<b>NA</b>	<b>NA</b>
<b>Water discharge by destination and level of treatment (in kilolitres)</b>		
(i) Into Surface water	NA	NA
---No treatment	NA	NA
---With treatment - please specify level of treatment	NA	NA
(ii) Into Ground water	NA	NA
---No treatment	NA	NA
---With treatment - please specify level of treatment	NA	NA
(iii) Into Sea water	NA	NA
---No treatment	NA	NA
---With treatment - please specify level of treatment	NA	NA



Parameter	FY 2022-23	FY 2021-22
(iv) Sent to third-parties	NA	NA
---No treatment	NA	NA
---With treatment - please specify level of treatment	NA	NA
(v) Others	NA	NA
---No treatment	NA	NA
---With treatment - please specify level of treatment	NA	NA
<b>Total water discharged (in kilolitres)</b>	<b>NA</b>	<b>NA</b>
Note: Indicate if any independent assessment/ evaluation/assurance has been carried out by an external agency? (Y/N) If yes, name of the external agency	Not Applicable	

- 4 Please provide details of total Scope 3 emissions & its intensity, in the following format:

Parameter	Unit	FY 2022-23	FY 2021-22
<b>Total Scope 3 emissions</b> (Break-up of the GHG into CO <sub>2</sub> , CH <sub>4</sub> , N <sub>2</sub> O, HFCs, PFCs, SF <sub>6</sub> , NF <sub>3</sub> , if available)	Metric tonnes of CO <sub>2</sub> equivalent	Currently, the company doesn't measure Scope 3 emissions.	
<b>Total Scope 3 emissions per rupee of turnover</b>			
<b>Total Scope 3 emission intensity</b> (optional) - the relevant metric may be selected by the entity			
Note: Indicate if any independent assessment/ evaluation/assurance has been carried out by an external agency? (Y/N) If yes, name of the external agency	Not Applicable		

- 5 With respect to the ecologically sensitive areas reported at Question 10 of Essential Indicators above, provide details of significant direct & indirect impact of the entity on biodiversity in such areas along-with prevention and remediation activities.
- Not Applicable

- 6 If the entity has undertaken any specific initiatives or used innovative technology or solutions to improve resource efficiency, or reduce impact due to emissions / effluent discharge / waste generated, please provide details of the same as well as outcome of such initiatives, as per the following format:

S. No.	Initiative undertaken	Details of the initiative (Web-link, if any, may be provided along-with summary)	Outcome of the initiative
1	NA	NA	NA

7	Does the entity have a business continuity and disaster management plan? Give details in 100 words/ web link.	<p>We are committed to play our part in safeguarding the planet for future generations. We understand environmental stewardship to be an integral part of our purpose as an organization. We dedicate our commitment in the following ways:</p> <ol style="list-style-type: none"> <li>1. Seek to avoid and minimize the adverse impacts of our operations on the environment.</li> <li>2. In our efforts, we continue to focus on areas where we see the biggest reduction potential, based on our industry and footprint.</li> <li>3. Providing sustainable offices and taking a responsible approach to business travel.</li> <li>4. Reduced water and paper usage in office workspace.</li> <li>5. Our ability to impact electricity procurement is limited, especially for branches where we do not rent the entire building, but share it with other tenants.</li> </ol>
8	Disclose any significant adverse impact to the environment, arising from the value chain of the entity. What mitigation or adaptation measures have been taken by the entity in this regard.	Not Applicable
9	Percentage of value chain partners (by value of business done with such partners) that were assessed for environmental impacts.	Not Applicable

**PRINCIPLE 7: Businesses, when engaging in influencing public and regulatory policy, should do so in a manner that is responsible and transparent**

**Essential Indicators**

- 1 a. Number of affiliations with trade and industry chambers/ associations. (As below)
- b. List the top 10 trade and industry chambers/ associations (determined based on the total members of such body) the entity is a member of/ affiliated to.

S. No.	Name of the trade and industry chambers/ associations	Reach of trade and industry chambers/ associations (State / National)
Currently, the Company is not a member of/affiliated to any industry chambers/association.		

- 2 Provide details of corrective action taken or underway on any issues related to anti-competitive conduct by the entity, based on adverse orders from regulatory authorities.

Name of authority	Brief of the case	Corrective action taken
Not Applicable		

### Leadership Indicators

1 Details of public policy positions advocated by the entity:

S. No.	Public policy advocated	Method resorted for such advocacy	Whether information available in public domain? (Yes/No)	Frequency of Review by Board (Annually/ Half yearly/Quarterly/ Others-please specify)	Web Link, if available
Not Applicable					

### PRINCIPLE 8: Businesses should promote inclusive growth and equitable development

#### Essential Indicators

1 Details of Social Impact Assessments (SIA) of projects undertaken by the entity based on applicable laws, in the current financial year.

Name and brief details of project	SIA Notification No.	Date of notification	Whether conducted by independent external agency (Yes / No)	Results communicated in public domain (Yes / No)	Relevant Web link
Not Applicable					

2 Provide information on project(s) for which ongoing Rehabilitation and Resettlement (R&R) is being undertaken by your entity, in the following format:

S. No.	Name of Project for which R&R is ongoing	State	District	No. of Project Affected Families (PAFs)	% of PAFs covered by R&R	Amounts paid to PAFs in the FY (In INR)
Not Applicable						

3 

Describe the mechanisms to receive and redress grievances of the community.	The Company has CSR Committee, who is responsible to receive and redress grievances of the community.
---	---

4 Percentage of input material (inputs to total inputs by value) sourced from suppliers:

Parameter	FY 2022-23	FY 2021-22
Directly sourced from MSMEs/ small producers	The Company serves in National Markets through direct as well as Dealer Distribution Network hence this is not applicable.	
Sourced directly from within the district and neighbouring districts		

### Leadership Indicators

1 Provide details of actions taken to mitigate any negative social impacts identified in the Social Impact Assessments (Reference: Question 1 of Essential Indicators above):

Details of negative social impact identified	Corrective action taken
Not Applicable	

- 2 Provide the following information on CSR projects undertaken by your entity in designated aspirational districts as identified by government bodies:

S. No.	State	Aspirational District	Amount spent (In INR)
Not Applicable			

3	(a) Do you have a preferential procurement policy where you give preference to purchase from suppliers comprising marginalized /vulnerable groups? (Yes/ No)	Not Applicable
	(b) From which marginalized /vulnerable groups do you procure?	Not Applicable
	(c) What percentage of total procurement (by value) does it constitute?	Not Applicable

- 4 Details of the benefits derived and shared from the intellectual properties owned or acquired by your entity (in the current financial year), based on traditional knowledge:

S. No.	Intellectual Property based on traditional knowledge	Owned/ Acquired (Yes/No)	Benefit shared (Yes / No)	Basis of calculating benefit share
Not Applicable				

- 5 Details of corrective actions taken or underway, based on any adverse order in intellectual property related disputes wherein usage of traditional knowledge is involved.

Name of authority	Brief of the Case	Corrective action taken
Not Applicable		

- 6 Details of beneficiaries of CSR Projects:

S. No.	CSR Project	No. of persons benefitted from CSR Projects	% of beneficiaries from vulnerable and marginalized groups
Not Applicable			

**PRINCIPLE 9: Businesses should engage with and provide value to their consumers in a responsible manner**

**Essential Indicators**

1	Describe the mechanisms in place to receive and respond to consumer complaints and feedback.	The Company's uncompromising commitment to providing world-class products and services to customers is supported by its concern for the safety of its customers. A well-established system is in place for dealing with customer feedback and complaints. Customers are provided multiple options to connect with the Company through e-mail, telephone, website, social media, feedback forms, etc. The consumers can directly reach out to us at <a href="mailto:care@optiemus.com">care@optiemus.com</a> .
---	--	---

- 2 Turnover of products and/ services as a percentage of turnover from all products/service that carry information about:

	As a percentage to total turnover
Environmental and social parameters relevant to the product	Not Applicable
Safe and responsible usage	Not Applicable
Recycling and/or safe disposal	Not Applicable

- 3 Number of consumer complaints in respect of the following:

	FY 2022-23			FY 2021-22		
	Received during the year	Pending resolution at end of year	Remarks	Received during the year	Pending resolution at end of year	Remarks
Data privacy	Nil	Nil	NA	Nil	Nil	NA
Advertising	Nil	Nil	NA	Nil	Nil	NA
Cyber-security	Nil	Nil	NA	Nil	Nil	NA
Delivery of Products	Nil	Nil	NA	Nil	Nil	NA
Quality of Products	Nil	Nil	NA	Nil	Nil	NA
Restrictive Trade Practices	Nil	Nil	NA	Nil	Nil	NA
Unfair Trade Practices	Nil	Nil	NA	Nil	Nil	NA
Other	Nil	Nil	NA	Nil	Nil	NA

- 4 Details of instances of product recalls on account of safety issues:

	Number	Reasons for recall
Voluntary recalls	Not Applicable	
Forced recalls		

- 5 Does the entity have a framework/ policy on cyber security and risks related to data privacy? (Yes/No) If available, provide a web-link of the policy.
- The Company has in place sound and robust technology risk management framework. The IT Head is directly responsible to ensure effective internal controls and risk management systems to achieve security and reliability. Standardised IT Policies, standards and procedures are in place to manage technology risk and safeguard information systems.
- 6 Provide details of any corrective actions taken or underway on issues relating to advertising, and delivery of essential services; cyber security and data privacy of customers; re-occurrence of instances of product recalls; penalty / action taken by regulatory authorities on safety of products / services.
- For FY 2022-23, there were no complaints received for issues pertaining to the delivery of essential services, advertising, action taken by regulatory authorities on the safety of products/services.

**Leadership Indicators**

1	Channels / Platforms where information on products and services of the entity can be accessed (provide web link, if available).	The Company's website provides detailed information on the products sold region-wise. Web link: <a href="https://www.optiemus.com/what_we_do.html">https://www.optiemus.com/what_we_do.html</a>
2	Steps taken to inform and educate consumers about safe and responsible usage of products and/or services.	The Company is continuously involved in analyzing the market threats and timely informing its customers about safe and responsible usage.
3	Mechanisms in place to inform consumers of any risk of disruption/discontinuation of essential services.	NA
4	Does the entity display product information on the product over and above what is mandated as per local laws? (Yes/No/Not Applicable) If yes, provide details in brief. Did your entity carry out any survey with regard to consumer satisfaction relating to the major products / services of the entity, significant locations of operation of the entity or the entity as a whole? (Yes/No)	NA The Company is engaged into wholesale trading business; hence this clause is not applicable.
5	Provide the following information relating to data breaches:	
	a. Number of instances of data breaches along-with impact	Nil
	b. Percentage of data breaches involving personally identifiable information of customers	Nil

## **CORPORATE GOVERNANCE REPORT**

### **1. Company's Philosophy on Code of Governance**

Optiemus firmly believes in adopting the best Corporate Governance practices since its inception. The philosophy of the Company on Corporate Governance is to ensure transparency, accountability, integrity and equity in all its operations, provide disclosures, and enhance stakeholder value without compromising in any way on compliance with the applicable laws and regulations.

A Company can survive and sustain only by incorporating best governance practices in its way of doing business. The Company has set an objective of making it as a preferred service provider by enhancing the quality of its offerings as a part of its growth strategy and it believes in adopting sustainable 'best practices' that are followed in the area of Corporate Governance across various geographies. The Company believes that good corporate governance goes beyond good management of the Company; it includes furthering and protecting the interests of all its stakeholders including the shareholders, employees, suppliers, customers, etc. It also includes taking steps to fulfil the needs of the society where the Company is operating. Our business operations are directed and controlled by best governance practices.

The Company has always strived to promote Good Governance practices which ensure that:

- A competent management team at the helm of affairs and employees have a stable environment and
- Board is strong enough with good combination of Executive and Non-Executive Directors, including Independent Directors, who represent the interest of all stakeholders.

Your Company is committed to benchmark itself with the best standards of Corporate Governance, not only in form but also in spirit. The Corporate Governance guidelines are in compliance with the requirements of SEBI (Listing Obligations and Disclosure Requirements) Regulations, 2015 ("Listing Regulations"). In its pursuit of excellence towards corporate governance, Company has adopted the Whistle Blower Policy, Code of Conduct for its Directors and Employees, Code of Conduct for Prevention of Insider Trading and Good Corporate Disclosure Practices.

Further, the detailed report on implementation of Corporate Governance is set out herein below.

### **2. BOARD OF DIRECTORS**

The culture of a Company is strongly influenced by the quality of governance and leadership demonstrated by the Board of Directors. Diversity in the Board equals diversity in ideas. The Company has a high profile Board with varied management expertise. In keeping with the commitment of the management for the principle of integrity and transparency in business operations for good corporate governance, the Company's policy is to have an appropriate blend of Executive, Non-Executive Directors and Independent Directors to maintain the independence of the Board.

#### **i. Composition**

The Company has an optimum combination of Executive and Non-Executive Directors. As on March 31, 2023, the Board of the Company comprised of 7 Directors, of whom one is Executive Director and Chairman of the Board, five are Non-Executive Independent Directors and one is Non-Executive Non-Independent Director.

SEBI (Listing Obligations & Disclosure Requirements) Regulations, 2015 requires that if the Chairman of a Listed Company is Executive Director, then atleast one half of the Board of the Company should consist of Independent Directors, since your Company has an Executive Director as Chairman, as shown in Table-1, the provision of having half of the Board as Independent Directors is met at Optiemus.

Also, none of the Independent Directors has any pecuniary relationship with the Company except entitlement to sitting fees for attending Board/Committee Meetings of the Company.

The requisite information as per the requirements of Regulation 17 of the Listing Regulations for the period ended 31<sup>st</sup> March, 2023 is provided in following Table 1:

**TABLE 1**

Name of Director & DIN	Category	Designation	Attendance Particulars			Number of Directorships in Companies*	Committees Position in Indian Companies**	
			Board Meetings held during FY 2022-23	Board Meetings attended during FY 2022-23	Last AGM		Member	Chairman
Ashok Gupta 00277434	Promoter & Executive Director	Executive Chairman	6	6	Yes	3	1	-
#Renu Gupta 00030849	Non-Executive Non-Independent Director	Director	6	4	No	2	-	-
Neetesh Gupta 00030782	Non-Executive Non-Independent Director	Director	6	4	No	4	2	-
Gautam Kanjilal 03034033	Non-Executive Independent Director	Director	6	6	Yes	2	-	1
Tejendra Pal Singh Josen 02485388	Non-Executive Independent Director	Director	6	3	Yes	1	-	1
Charan Singh Gupta 06744568	Non-Executive Independent Director	Director	6	6	Yes	1	1	-
Naresh Kumar Jain 01281538	Non-Executive Independent Director	Director	6	6	Yes	3	3	1
Ritu Goyal 05180676	Non-Executive Independent Director	Director	6	6	Yes	3	1	-

\*Includes directorship in Optiemus Infracom Limited and exclude directorship in Private Companies, Foreign Companies, Companies registered under Section 8 of the Companies Act, 2013.

\*\*For the purpose of considering the limit of Committee memberships and chairmanships of a Director, Audit Committee and Stakeholders Relationship Committee of Public Companies have been considered including Membership & Chairmanship held in Optiemus Infracom Limited.

#Mrs. Renu Gupta has been resigned from the position of Non-Executive Director w.e.f. August 29, 2022.



**Notes:**

- (i) No Director of the Company holds directorship in excess of the limit specified in sub-section (1) of Section 165 and Regulation 17A of the SEBI Listing Regulations.
- (ii) None of the Directors of the Company is a member in more than 10 Committees and Chairman of more than 5 Committees across all the companies in which he/she is a Director. Disclosures in this regard have been made by the Directors for the current year.


**ii. Names of the Listed Entities where the person is a Director and the category of Directorship as on March 31, 2023**

Sr. No.	Name of Director	Name of Listed Entity in which Director	Category of Directorship
1.	Ashok Gupta	Optiemus Infracom Limited	Whole-Time Director
2.	Neetesh Gupta	Optiemus Infracom Limited Skyweb Infotech Limited	Non-Executive Director Non-Executive Director
3.	Gautam Kanjilal	Optiemus Infracom Limited	Independent Director
4.	Tejendra Pal Singh Josen	Optiemus Infracom Limited	Independent Director
5.	Charan Singh Gupta	Optiemus Infracom Limited	Independent Director
6.	Naresh Kumar Jain	Optiemus Infracom Limited Paisalo Digital Limited	Independent Director Independent Director
7.	Ritu Goyal	Optiemus Infracom Limited Skyweb Infotech Limited	Independent Director Independent Director

**iii. Details of Board Meetings held during the year**

During the financial year 2022-23, The Board met Six (6) times. (See Table 2).

**TABLE 2**

Date of the Board Meetings	Maximum gap permitted between two consecutive meetings	Board Strength	No. of Directors Present
April 27, 2022	 120 days	8	7
May 30, 2022		8	7
August 11, 2022		8	7
August 29, 2022		8	7
November 09, 2022		7	6
February 13, 2023		7	7

**iv. Information available to the Board**

In advance of each meeting, the Board is presented with relevant information on various matters related to working of the Company, especially those that require deliberation at the highest level. The Board is given presentations covering Finance, Sales, marketing, major segments and operations of the Company, overview of the business operations of major

subsidiary companies, global business environment, all business areas of the Company including business opportunities, business strategy and risk management practices before taking on record the quarterly/annual financial results of the Company. In addition to matters statutorily requiring Board's approval, all major decisions involving policy formulation, strategy and business plans, new investments, compliance with statutory/regulatory requirements and major accounting provisions are considered by the Board. Minutes of the Board Meetings/ Committee Meetings are circulated to the Directors well in advance and confirmed at the subsequent meetings. Further to this all the information relevant to a Company as required under Listing Regulations is also made available to the Board.

**Disclosure of relationship between Directors Inter-se**

None of the Directors are related to each other except Mr. Ashok Gupta, Executive Chairman and Mr. Neetesh Gupta, Non-Executive Director of the Company, wherein, Mr. Neetesh Gupta is son of Mr. Ashok Gupta.

**v. Web link where details of familiarization programmes imparted to Independent Directors is disclosed**

All Independent Directors are familiarized with the Company, their roles, rights, responsibilities in the Company, nature of the industry in which the Company operates, business model of the Company, etc. from time to time.

The details of Familiarization Programmes imparted by the Company to Independent Directors are given on the website of the Company under the web link [https://www.optiemus.com/policies/OIL\\_Familiarisation%20Programme%20for%20ID\\_2022-23.pdf](https://www.optiemus.com/policies/OIL_Familiarisation%20Programme%20for%20ID_2022-23.pdf) .

**vi. Matrix setting out Skills/ Expertise/ Competence of the Board of Directors**

The Board of Directors have identified the following skills required for the Company and the availability of such skills with the Board of Directors:

Name of Director	Industry Experience and knowledge	Leadership skills	Stakeholder Relationship	Banking & Finance	Corporate Governance	Capital Market understanding
Mr. Ashok Gupta	✓	✓	✓	-	✓	✓
Mr. Neetesh Gupta	✓	✓	✓	-	✓	-
Mr. Gautam Kanjilal	✓	✓	-	✓	✓	✓
Mr. Tejendra Pal Singh Josen	✓	-	✓	-	✓	✓
Mr. Charan Singh Gupta	-	-	-	✓	✓	-
Mr. Naresh Kumar Jain	✓	✓	✓	✓	✓	✓
Ms. Ritu Goyal	✓	✓	-	✓	✓	✓

**vii. Confirmation regarding Independent Directors**

Based on the declaration submitted by the Independent Directors of the Company provided at the beginning of the Financial Year 2022-23, the Board hereby certify that all the Independent Directors appointed by the Company fulfil the conditions specified in the Listing Regulations and are independent of the management.

Further, no Independent Director resigned during the year before the expiry of his/her tenure.

### **3. REMUNERATION OF DIRECTORS**

#### **i. Remuneration Policy**

The Board, on the recommendation of the Nomination and Remuneration Committee, has framed a Remuneration Policy, providing (a) criteria for determining qualifications, positive attributes and independence of directors and (b) a policy on remuneration for directors, key managerial personnel and other employees. The detailed Remuneration Policy is placed on Company's website under the web link [https://www.optiemus.com/policies/Nomination And Remuneration Policy.pdf](https://www.optiemus.com/policies/Nomination%20And%20Remuneration%20Policy.pdf). Extract of Policy determining appointment, remuneration and evaluation criteria is also annexed with Directors' Report forming part of this Annual Report.

#### **ii. Pecuniary transactions with Non-Executive Directors**

During the year under review, there were no pecuniary relationship or transactions with any Non-Executive Director of the Company.

Non-Executive Directors are paid only sitting fees for attending each Board and Committee meetings. Further, no Commission is being paid to any of the Non-Executive Director of the Company.

#### **iii. Criteria of making payments to Non-Executive Directors**

Non-Executive Directors of the Company are paid only sitting fees for attending Board/ Committee meetings. The Remuneration Policy of the Company, *inter alia*, disclosing detailed criteria of making payments to Non-Executive Directors of the Company is placed on Company's website under the web link [https://www.optiemus.com/policies/Nomination And Remuneration Policy.pdf](https://www.optiemus.com/policies/Nomination%20And%20Remuneration%20Policy.pdf).

#### **iv. Remuneration of Directors**

a) The Company has a credible and transparent policy in determining and accounting for the remuneration of Directors. The remuneration policy is aimed at attracting and retaining high calibre talent.

Remuneration of Executive Directors is decided based upon their qualification, experience, and contribution at the respective positions in the past and expected future benefits to the company and is consistent with the existing industry practice. Executive Directors are entitled for the remuneration as follows:

- (i) Salary and commission as per the provisions prescribed under the Companies Act, 2013.
- (ii) Revised from time to time depending upon the performance of the Company.
- (iii) No Sitting Fees is being paid to them.

Details of the remuneration paid to Executive and Non-Executive Directors and their shareholding in the Company for the year ended March 31, 2023 are as follows:

(Amount In Lacs)

Name of the Director(s)	Mr. Ashok Gupta	Mrs. Renu Gupta*	Mr. Neetesh Gupta	Mr. Gautam Kanjilal	Mr. Tejendra Pal Singh Josen	Mr. Charan Singh Gupta	Mr. Naresh Kumar Jain	Ms. Ritu Goyal
Designation	Executive Chairman	Non-Executive Director	Non-Executive Director	Independent Director	Independent Director	Independent Director	Independent Director	Independent Director
Basic Salary	45.00	-	-	-	-	-	-	-
House Rent Allowance	22.50	-	-	-	-	-	-	-
Conveyance Allowance	0.19	-	-	-	-	-	-	-
City Compensatory Allowance	22.29	-	-	-	-	-	-	-
Child Education Allowance	0.02	-	-	-	-	-	-	-
Perquisites	-	-	-	-	-	-	-	-
Commission	-	-	-	-	-	-	-	-
Pension	-	-	-	-	-	-	-	-
Others (Provident Fund )	-	-	-	-	-	-	-	-
Performance Incentive	-	-	-	-	-	-	-	-
Stock Options	-	-	-	-	-	-	-	-
Sitting Fees	-	-	-	4.30	2.60	4.50	4.60	3.00
<b>Total</b>	<b>90.00</b>	<b>-</b>	<b>-</b>	<b>4.30</b>	<b>2.60</b>	<b>4.50</b>	<b>4.60</b>	<b>3.00</b>
<b>Shareholding &amp; percentage to total paid up shares</b>	5,754,894 6.70%	6,981,111 8.13%	5,214,607 6.07%	2,850 0.00%	Nil	Nil	Nil	Nil

\* Mrs. Renu Gupta has been resigned from the position of Non-Executive Director w.e.f. August 29, 2022.

**b) Service contracts, notice period, severance fees**

The appointment of the Executive Directors is governed by resolutions passed by the Shareholders of the Company, which cover the terms and conditions of such appointment, read with the service rules of the Company. A separate service contract is not entered into by the Company with Executive Directors. No notice period or severance fee is payable to any Director. The statutory provisions will however apply.

**c) Stock option details**

During the year under review, no stock option was granted to any Director of the Company.

#### 4. BOARD COMMITTEES

As on March 31, 2023, the Board has Six (6) Board Level Committees. (See Table 3)

**TABLE 3**

<b>Committee</b>	<b>Position</b>
<b>Audit Committee</b>	Mr. Gautam Kanjilal, Chairman (Independent, Non-Executive)
	Mr. Charan Singh Gupta, Member (Independent, Non-Executive)
	Mr. Naresh Kumar Jain, Member (Independent, Non-Executive)
<b>Stakeholders Relationship Committee</b>	Mr. Tejendra Pal Singh Josen, Chairman (Independent, Non-Executive)
	Mr. Ashok Gupta, Member (Non Independent, Executive)
	Mr. Neetesh Gupta, Member (Non Independent, Non-Executive)
<b>CSR Committee</b>	Mr. Naresh Kumar Jain, Chairman (Independent, Non-Executive)
	Mr. Gautam Kanjilal, Member (Independent, Non-Executive)
	Mr. Neetesh Gupta, Member (Non Independent, Non-Executive)
<b>Nomination &amp; Remuneration Committee</b>	Mr. Tejendra Pal Singh Josen, Chairman (Independent, Non-Executive)
	Mr. Naresh Kumar Jain, Member (Independent, Non-Executive)
	Mr. Charan Singh Gupta, Member (Independent, Non-Executive)
<b>Risk Management Committee</b>	Mr. Ashok Gupta, Chairman (Non Independent, Executive)
	Mr. Neetesh Gupta, Member (Non Independent, Non-Executive)
	Mr. Gautam Kanjilal, Member (Independent, Non-Executive)
<b>Operations and Administration Committee</b>	Mr. Ashok Gupta, Chairman (Non Independent, Executive)
	Mr. Neetesh Gupta, Member (Non Independent, Non-Executive)
	Mr. Parveen Sharma, Member (Chief Financial Officer)

The Board is responsible for the constituting, assigning, co-opting and fixing of terms of service for committee members of various committees of the Company. The Chairman of the Board, in consultation with the Company Secretary of the Company and the Committee's Chairman, determines the frequency and duration of the committee meetings. Recommendations of the committees are submitted to the Board for approval. The quorum for meetings is either two members or one-third of the members of the committees, whichever is higher. In the case of all the above committees of Optiemus Infracom Limited, two members constitute the quorum subject to the specific provisions laid down in the Listing Regulations & Companies Act, 2013.

##### i. **Audit Committee**

##### A. **Brief description of terms of Reference**

The composition of Audit Committee meets the requirements of Section 177 of the Companies Act, 2013 and Regulation 18 of the SEBI Listing Regulations. The terms of the reference of Audit Committee include *inter alia* the following:

1. to oversight the Company's financial reporting process and the disclosures of its financial information to ensure that financial statements are correct, sufficient and credible;

2. to recommend the appointment, remuneration and terms of appointment of auditors of the Company;
3. to approve payment to statutory auditors for any other services rendered by the statutory auditors;
4. to review, with the management, the annual financial statements & Auditors report thereon before submission to the board for approval, with particular reference to:
  - a) matters required to be included in the Director's Responsibility Statement to be included in the Board's report in terms of clause (c) of sub-section 3 of Section 134 of the Companies Act, 2013;
  - b) changes, if any, in accounting policies and practices and reasons for the same;
  - c) major accounting entries involving estimates based on the exercise of judgement by management;
  - d) significant adjustments made in the financial statements arising out of audit findings;
  - e) compliance with listing and other legal requirements relating to financial statements;
  - f) disclosure of any related party transactions;
  - g) modified opinion(s) in the draft audit report;
5. to review with the management, the quarterly/annual financial statements and auditor's report thereon before submission to the board for approval;
6. to review, with the management, the statement of uses / application of funds raised through an issue (public issue, rights issue, preferential issue, etc.), the statement of funds utilized for purposes other than those stated in the offer document/prospectus/notice and the report submitted by the monitoring agency monitoring the utilization of proceeds of a public or rights issue or preferential issue or qualified institutions placement, and making appropriate recommendations to the Board to take up steps in this matter;
7. to review and monitor the Auditor's independence and performance and effectiveness of audit process;
8. approval or any subsequent modification of transactions of the Company with related parties;
9. scrutiny of inter-corporate loans and investments;
10. valuation of undertakings or assets of the Company, wherever it is necessary;
11. evaluation of internal financial controls and risk management systems;
12. to review, with the management, performance of statutory and internal auditors, adequacy of the internal control systems;
13. to review the adequacy of internal audit function, if any, including the structure of the internal audit department, staffing and seniority of the official heading the department, reporting structure coverage and frequency of internal audit;
14. to discuss with internal auditors of any significant findings and follow up there on;
15. to review the findings of any internal investigations by the internal auditors into matters where there is suspected fraud or irregularity or a failure of internal control systems of a material nature and reporting the matter to the board;
16. to discuss with statutory auditors before the audit commences, about the nature and scope of audit as well as post-audit discussion to ascertain any area of concern;
17. to look into the reasons for substantial defaults in the payment to the depositors, shareholders (in case of non-payment of declared dividends) and creditors;
18. to review the functioning of the Vigil (Whistle Blower) Mechanism;

19. to approve appointment of Chief Financial Officer (the Whole-Time Finance Director or any other person heading the finance function or discharging that function) after assessing the qualifications, experience & background, etc. of the candidate;
20. to carry out any other function as is mentioned in the terms of reference of the Audit Committee;
21. to review the utilization of loans and/ or advances from/investment by the holding company in the subsidiary exceeding rupees 100 crore or 10% of the asset size of the subsidiary, whichever is lower including existing loans / advances /investments existing as on the date of coming into force of this provision;
22. to consider and comment on rationale, cost-benefits and impacts of schemes involving merger, de-merger, amalgamation etc. on the Company and its shareholders.
23. to review other areas that may be brought under the purview of role of Audit Committee as specified in Listing Regulations and the Companies Act, from time to time;
24. The Audit Committee shall mandatorily review the following information:
  - a. management discussion and analysis of financial condition and results of operations;
  - b. management letters / letters of internal control weaknesses issued by the statutory auditors;
  - c. internal audit reports relating to internal control weaknesses;
  - d. the appointment, removal and terms of remuneration of the chief internal auditor shall be subject to review by the audit committee; and
  - e. statement of deviations:
    - i. quarterly statement of deviation(s) including report of monitoring agency, if applicable, submitted to stock exchange(s) in terms of Regulation 32(1).
    - ii. annual statement of funds utilized for purposes other than those stated in the offer document/prospectus/notice in terms of Regulation 32(7).

#### **B. Composition, Meetings & Attendance of the Committee**

The Audit Committee of the Company has been constituted as per the requirements of Listing Regulations. The composition of the Audit Committee is given in **Table 3 above**.

Mr. Vikas Chandra, Company Secretary of the Company acts as Secretary of the Committee.

The Audit Committee met five (5) times during the year i.e. on May 30, 2022, August 11, 2022, August 29, 2022, November 09, 2022 and February 13, 2023. The attendance particulars for the said meetings held during the year are as under:

<b>Name of Director</b>	<b>Category</b>	<b>No. of Meetings held during the tenure of Chairman/Member</b>	<b>No. of Meetings Attended</b>
Mr. Gautam Kanjilal	Chairman ( <i>Independent &amp; Non-Executive Director</i> )	5	5
Mr. Charan Singh Gupta	Member ( <i>Independent &amp; Non-Executive Director</i> )	5	5
Mr. Naresh Kumar Jain	Member ( <i>Independent &amp; Non-Executive Director</i> )	5	5

#### **Internal Auditors**

The Company has appointed an Internal Auditor to review the internal controls system of the Company and to report thereon. The reports of the Internal Auditor are reviewed by the Audit

Committee every quarter. The audit is based on an Internal Audit Plan, which is reviewed each year in consultation with the statutory auditors and the Audit Committee. The planning and conduct of internal audit is oriented towards the review of controls in the management of risks and opportunities in the Company's activities. The Internal Audit process is designed to review the adequacy of internal control checks in the system and covers all significant areas of the Company's operations.

**ii. Nomination and Remuneration Committee:**

**A. Terms of Reference:**

The terms of the reference of Nomination & Remuneration Committee include *inter alia* the following:

1. formulation of the criteria for determining qualifications, positive attributes and independence of a director and recommend to the board of directors a policy relating to, the remuneration of the directors, key managerial personnel and other employees;
2. For every appointment of an independent director, the Nomination and Remuneration Committee shall evaluate the balance of skills, knowledge and experience on the Board and on the basis of such evaluation, prepare a description of the role and capabilities required of an independent director. The person recommended to the Board for appointment as an independent director shall have the capabilities identified in such description. For the purpose of identifying suitable candidates, the Committee may:
  - a. use the services of an external agencies, if required;
  - b. consider candidates from a wide range of backgrounds, having due regard to diversity; and
  - c. consider the time commitments of the candidates.
3. formulation of criteria for evaluation of performance of independent directors and the board of directors;
4. devising a policy on diversity of board of directors;
5. identifying persons who are qualified to become directors and who may be appointed in senior management in accordance with the criteria laid down, and recommend to the board of directors their appointment and removal;
6. whether to extend or continue the term of appointment of the independent director, on the basis of the report of performance evaluation of independent directors;
7. recommend to the board, all remuneration, in whatever form, payable to senior management.
8. Administer the implementation and award of stock options under the stock option plans of the Company.
9. The Committee will also undertake such additional activities as the Committee may from time to time determine or as may otherwise be required by law, the Company's Articles of Association, or directive of the Board; and
10. The Committee shall carry out such other functions as may be required by any law for the time being in force.

The Nomination and Remuneration Policy is placed on website of the Company under the web link [https://www.optiemus.com/policies/Nomination\\_And\\_Remuneration\\_Policy.pdf](https://www.optiemus.com/policies/Nomination_And_Remuneration_Policy.pdf) and also annexed to Directors' Report.



**B. Composition, Meetings & Attendance of the Committee**

The composition of the Nomination and Remuneration Committee is given in **Table 3** above.

Mr. Vikas Chandra, Company Secretary of the Company acts as Secretary of the Committee.

During the year, the Nomination and Remuneration Committee met five (5) times i.e. on May 30, 2022, July 06, 2022, July 26, 2022, August 29, 2022 and October 22, 2022.

**Attendance particulars of members are as follows:**

Name of Director	Category	No. of Meetings held during the tenure of Chairman/Member	No. of Meetings Attended
Mr. Tejendra Pal Singh Josen	Chairman ( <i>Independent &amp; Non-Executive Director</i> )	5	3
Mr. Charan Singh Gupta	Member ( <i>Independent &amp; Non-Executive Director</i> )	5	5
Mr. Naresh Kumar Jain	Member ( <i>Independent &amp; Non-Executive Director</i> )	5	5

**C. Performance evaluation criteria for Independent Directors**

Performance of all directors including Independent Directors are carried out in a manner as specified in Nomination and Remuneration Policy and also briefly described in Directors' Report forming part of this Annual Report.

**iii. Stakeholders Relationship Committee**

**A. Terms of Reference**

The terms of the reference of Stakeholders Relationship Committee include *inter alia* the following:

1. Resolving the grievances of the security holders of the listed entity including complaints related to transfer/transmission of shares, non-receipt of annual report, non-receipt of declared dividends, issue of new/duplicate certificates, general meetings etc.
2. Review of measures taken for effective exercise of voting rights by shareholders.
3. Review of adherence to the service standards adopted by the Company in respect of various services being rendered by the Registrar & Share Transfer Agent.
4. Review of the various measures and initiatives taken by the Company for reducing the quantum of unclaimed dividends and ensuring timely receipt of dividend warrants/annual reports/statutory notices by the shareholders of the company.
5. The Committee shall carry out such other functions as may be required by any law for the time being in force.
6. Any other power, duty or responsibility as may be delegated by the Board from time to time.

**B. Composition, Meetings and Attendance**

The composition of the Stakeholders Relationship Committee is given in **Table 3** above.

Mr. Vikas Chandra, Company Secretary of the Company acts as Secretary of the Committee.

During the year under review, Committee met 10 (Ten) times i.e. on June 13, 2022, June 25, 2022, July 18, 2022, July 28, 2022, September 06, 2022, September 24, 2022, November 30, 2022, February 18, 2023, March 10, 2023 and March 30, 2023.

**Attendance particulars of members are as follows:**

Name of Director	Category	No. of Meetings held during the tenure of Chairman/Member	No. of Meetings Attended
Mr. Tejendra Pal Singh Josen	Chairman ( <i>Independent &amp; Non-Executive Director</i> )	10	8
Mr. Ashok Gupta	Member ( <i>Chairman &amp; Executive Director</i> )	10	10
Mr. Neetesh Gupta	Member( <i>Non Independent &amp; Non-Executive Director</i> )	10	10

**C. Status of Investor complaints received by the Company during the year is as follows:**

Particulars	Pending as on April 1, 2022	Received during the Year	Disposed during the Year	Complaint not solved to the satisfaction of shareholder	Pending as on March 31, 2023
No. of Complaints	Nil	5	5	Nil	Nil

**D. Compliance Officer**

Mr. Vikas Chandra, Company Secretary is the designated Compliance Officer of the Company. The Compliance Officer can be contacted on [info@optiemus.com](mailto:info@optiemus.com) or [cs.vikas@optiemus.com](mailto:cs.vikas@optiemus.com).

**iv. RISK MANGEMENT COMMITTEE**

**A. Terms of Reference:**

The terms of the reference of Risk Management Committee include *inter alia* the following:

- To formulate a detailed risk management policy;
- To ensure that appropriate methodology, processes and systems are in place to monitor and evaluate risks associated with the business of the Company;
- To monitor and oversee implementation of the risk management policy, including evaluating the adequacy of risk management systems;
- To periodically review the risk management policy, at least once in two years, including by considering the changing industry dynamics and evolving complexity;
- To keep the Board of Directors informed about the nature and content of its discussions, recommendations and actions to be taken;
- The appointment, removal and terms of remuneration of the Chief Risk Officer (if any) shall be subject to review by the Risk Management Committee;
- To monitor and review risk management plan;
- To coordinate its activities with other committees, in instances where there is any overlap with activities of such committees, as per the framework laid down by the board of directors;
- The Risk Management Committee shall have powers to seek information from any employee, obtain outside legal or other professional advice and secure attendance of outsiders with relevant expertise, if it considers necessary;
- The Committee shall carry out such other functions as may be required by any law for the time being in force; and
- Any other power, duty or responsibility as may be delegated by the Board from time to time.

**B. Composition, Meetings & Attendance of the Committee**

The Risk Management Committee of the Company has been constituted as per the requirements of Listing Regulations. The composition of the Risk Management Committee is given in **Table 3 above**.

Mr. Vikas Chandra, Company Secretary of the Company acts as Secretary of the Committee.

The Risk Management Committee met Two (2) times during the year i.e. May 30, 2022 and November 09, 2022.

**Attendance particulars of members are as follows:**

Name of Director	Category	No. of Meetings held during the tenure of Chairman/Member	No. of Meetings Attended
Mr. Ashok Gupta	Chairman ( <i>Non Independent &amp; Executive Director</i> )	2	2
Mr. Neetesh Gupta	Member( <i>Non Independent &amp; Non-Executive Director</i> )	2	2
Mr. Gautam Kanjilal	Member( <i>Independent &amp; Non- Executive Director</i> )	2	2

**5. SENIOR MANAGEMENT**

No changes took place in the senior management of the Company since the close of the previous financial year.

**6. GENERAL BODY MEETINGS**

**A. Annual General Meetings**

Location and time of the last 3 Annual General Meetings are as mentioned hereunder:

AGM	Day, Date & time	Venue	Subject Matter of the Special Resolutions so passed
27 <sup>th</sup> AGM	Wednesday, September 30, 2020 at 02:00 P.M.	Video Conferencing / Other Audio Visual Means	1. Re-appointment of Mr. Naresh Kumar Jain (DIN: 01281538) as an Independent Director.
28 <sup>th</sup> AGM	Wednesday, September 29, 2021 at 11:00 A.M.	Video Conferencing / Other Audio Visual Means	None
29 <sup>th</sup> AGM	Thursday, September 29, 2022 at 11:00 A.M.	Video Conferencing / Other Audio Visual Means	1. Re-appointment of Mr. Ashok Gupta (DIN: 00277434), as a Whole-Time Director, designated as Executive Chairman. 2. Alteration of Object Clause of Memorandum of Association of the Company. 3. Approval for amendment in Optiemus Employee Stock Option Scheme-2016 for inclusion of grant of stock options to the employees

AGM	Day, Date & time	Venue	Subject Matter of the Special Resolutions so passed
			of Group Company including Associate Company, in India or outside India, of the Company. 4. Approval for increase in exercise period under Optiemus Employee Stock Option Scheme-2016.

**B. Extra-Ordinary General Meetings**

No Extra Ordinary General Meeting was held during the financial year 2022-23.

**C. Details of Special Resolution passed through Postal Ballot during last year**

No Postal Ballot was conducted during the financial year 2022-23.

**D. Detail of Special Resolution proposed to be conducted through Postal Ballot and procedure for Postal Ballot**

Currently, there is no proposal to pass any special resolution through Postal Ballot. Special resolutions by way of Postal Ballot, if required to be passed in the future, will be decided at the relevant time.

**7. COMMUNICATION TO SHAREHOLDERS**

The quarterly un-audited results and yearly audited results are published in prominent daily newspapers, viz. Financial Express (English) and Jansatta (Hindi) having nationwide circulation. Also, Bombay Stock Exchange & National Stock Exchange maintain separate online portal for electronic submission of information by listed companies. All the communications such as notices, press releases and the regular quarterly, half-yearly and annual compliances and disclosures are filed electronically on online portal, which are available for the general public on website [www.bseindia.com](http://www.bseindia.com) & [www.nseindia.com](http://www.nseindia.com).

Up-to-date financial results, annual reports, shareholding patterns, official news releases, financial analysis reports, latest presentation made to the institutional investors and other general information about the Company are available on the Company's website [www.optiemus.com](http://www.optiemus.com).

The Company has also provided an option to the shareholders to register their e-mail IDs to receive electronic communications. E-Communication Registration Form has been enclosed along with the notice in this regard.

Also, the Company has designated an e-mail ID exclusively for investor service: [info@optiemus.com](mailto:info@optiemus.com).

Further, no institutional investors' meet held during the financial year 2022-23.

**8. GENERAL SHAREHOLDER INFORMATION**

**(i) 30<sup>th</sup> Annual General Meeting**

<b>Day</b>	Friday
<b>Date</b>	September 22, 2023
<b>Time</b>	11:00 A.M.
<b>Venue</b>	Through Video Conferencing (VC) or Other Audio Visual Means (OAVM) Company's Registered Office i.e. K-20, 2 <sup>nd</sup> Floor, Lajpat Nagar-II, New Delhi-110024, will be considered as Venue for the purpose of this Annual General Meeting.

**(ii) Financial Year : April 01, 2023 to March 31, 2024**

Tentative Calendar for adoption of Financial Results (Audited/Un-audited) in F.Y. 2023-24 (subject to change):

For the quarter ending 30 <sup>th</sup> June, 2023	Upto August 14, 2023
For the quarter & half year ending 30 <sup>th</sup> September, 2023	Upto November 14, 2023
For the quarter ending 31 <sup>st</sup> December, 2023	Upto February 14, 2024
For the quarter & year ending 31 <sup>st</sup> March, 2024	Upto May 30, 2024

**(iii) Book Closure Date**

Saturday, September 16, 2023 to Friday, September 22, 2023 (both days inclusive).

**(iv) Dividend Payment Date**

The Board of Directors in its meeting held on 26<sup>th</sup> May, 2023 declared an interim dividend of Rs. 1.50/- per Equity Share of Rs. 10/- each i.e. @ 15% on the Equity Share Capital of the Company for the financial year 2022-23, which has been paid to those shareholders whose name appeared in the Register of Member as on cut-off date i.e. 7<sup>th</sup> June, 2023. Payment of dividend was done within 30 days from the date of declaration.

**(v) Listing on Stock Exchanges**

The Shares of the Company are listed on the following Stock Exchanges:

Name of Exchange and Address	Contact details	Scrip Code/ Symbol
BSE Limited (BSE) Phiroze Jeejeebhoy Towers, Dalal Street, Mumbai-400 001	Telephone: 022-22721233/4 Website: <a href="http://www.bseindia.com">www.bseindia.com</a>	530135
The National Stock Exchange of India Ltd. (NSE) Exchange Plaza, C-1 Block G Bandra Kurla Complex, Bandra (E) Mumbai – 400 051	Telephone: 022-26598100/8114 Website: <a href="http://www.nseindia.com">www.nseindia.com</a>	OPTIEMUS

*Annual Listing fees for the financial year 2022-23, as applicable, have been paid to the Stock Exchanges within stipulated time.*

**(vi) Demat ISIN No. - INE350C01017**

**(vii) Stock Market Price Data**

The Monthly High and Low quotation of Company's equity shares traded on BSE & NSE are as under:

(Amount in INR)

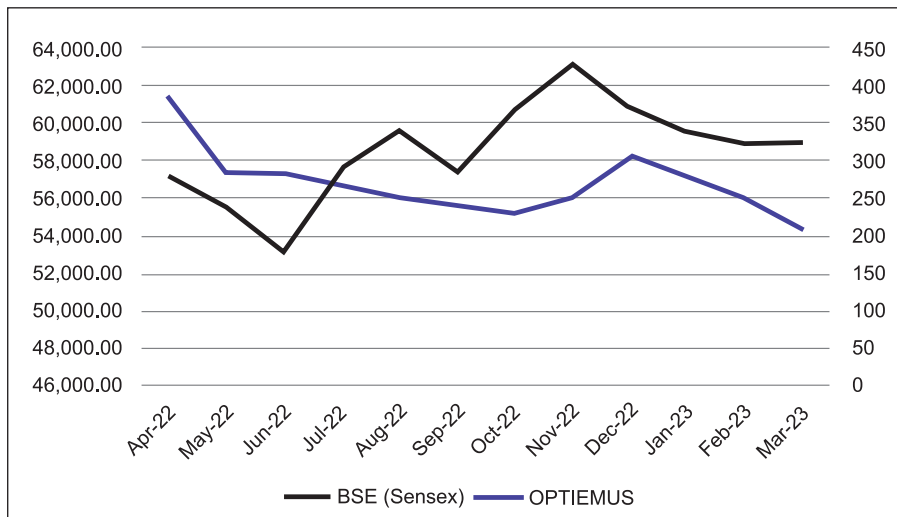
Month(s) (As on end of last trading day of the month)	Bombay Stock Exchange Company Code: 530135		National Stock Exchange Company Code: OPTIEMUS	
	HIGH	LOW	HIGH	LOW
April, 2022	436.00	312.00	437.00	314.00
May, 2022	397.60	256.35	392.05	256.95
June, 2022	319.65	237.20	319.70	237.00
July, 2022	288.90	239.35	286.75	239.20
August, 2022	275.00	221.60	278.50	236.50
September, 2022	286.75	225.80	287.00	224.50
October, 2022	255.35	220.00	255.90	197.00
November, 2022	262.10	207.55	263.00	207.45
December, 2022	376.00	241.00	378.75	244.30
January, 2023	314.35	249.00	315.00	249.10
February, 2023	310.15	249.20	310.00	248.40
March, 2023	267.40	177.40	267.75	177.05

**Share price performance in comparison to BSE Sensex and NSE Nifty:**

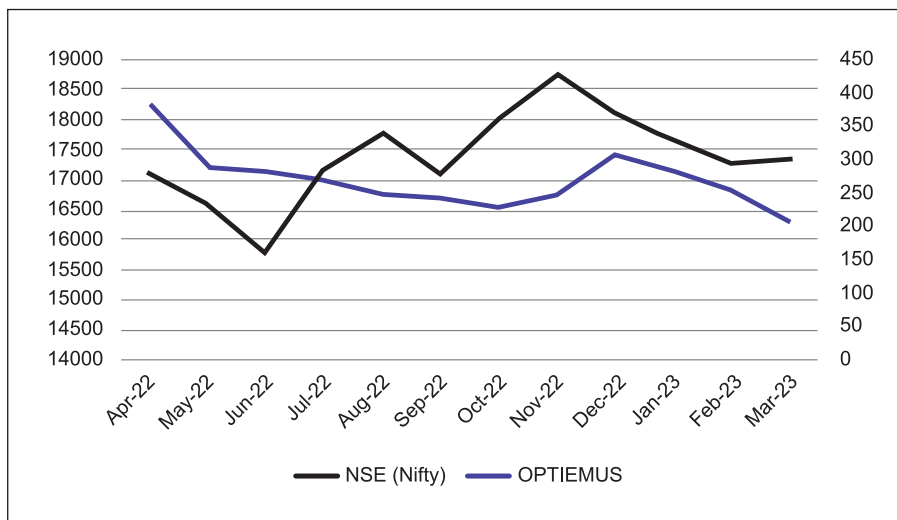
(Amount in INR)

Month(s) (As on end of last trading day of the month)	Share Prices Comparison			
	Optiemus (BSE)	BSE (Sensex)	Optiemus (NSE)	NSE (Nifty)
April, 2022	382.95	57,060.87	383.25	17,102.55
May, 2022	284.95	55,566.41	286.15	16,584.55
June, 2022	284.05	53,018.94	283.95	15,780.25
July, 2022	269.75	57,570.25	269.70	17,158.25
August, 2022	248.45	59,537.07	249.00	17,759.30
September, 2022	243.40	57,426.92	243.70	17,094.35
October, 2022	230.10	60,746.59	230.15	18,012.20
November, 2022	249.00	63,099.65	248.85	18,758.35
December, 2022	307.15	60,840.74	307.25	18,105.30
January, 2023	283.60	59,549.90	282.70	17,662.15
February, 2023	252.30	58,962.12	252.25	17,303.95
March, 2023	205.85	58,991.52	205.80	17,359.75

**(viii) Share Performance Chart on BSE Sensex**



**(ix) Share Performance Chart on NSE Nifty**



**(x) In case the securities are suspended from trading, the directors report shall explain the reason thereof**

Not Applicable

**(xi) Registrar and Share Transfer Agents**

The Company has appointed M/s Beetal Financial and Computer Services (P) Limited having its office at Beetal House, 3<sup>rd</sup> Floor, 99, Madangir, New Delhi-110 062 as Registrar and Share Transfer Agent.

**(xii) Share Transfer System**

Company has in place a Stakeholders Relationship Committee with three Directors including Independent Chairman. Trading in equity shares of the Company through recognized Stock Exchanges can be done only in dematerialized form.

In terms of amended Regulation 40 of the SEBI Listing Regulations w.e.f. April 01, 2019, transfer of securities in physical form are not processed unless the securities are held in the dematerialised mode with a Depository Participant.

With effect from January 24, 2022, SEBI has made it mandatory for listed companies to issue securities in dematerialized mode only while processing any investor service request viz. issue of duplicate securities certificates, claim from unclaimed suspense account, renewal/ exchange of securities certificate, endorsement, sub-division / splitting of securities certificate, consolidation of securities certificates / folios, transmission and transposition.

Further, SEBI vide its Circular dated January 25, 2022, clarified that the RTA/ listed company shall verify and process the service requests and thereafter issue a 'Letter of Confirmation' in lieu of physical securities certificate(s), to the securities holder/ claimant within 30 days of its receipt of such request after removing objections, if any. The 'Letter of Confirmation' shall be valid for a period of 120 days from the date of its issuance, within which the securities holder/ claimant shall make a request to the Depository Participant for dematerializing the said securities.

The Company obtains an annual certificate from Practicing Company Secretary as per the requirement of Regulation 40(9) of Listing Regulations and the same is filed with the Stock Exchanges.

In terms of Regulation 76 of SEBI (Depositories and Participants) Regulations, 2018, Reconciliation of Share Capital Audit is carried out on a quarterly basis by a Practicing Company Secretary with a view to reconcile the total admitted capital with National Securities Depository Limited ("NSDL") and Central Depository Services (India) Limited ("CDSL") and those held in physical form with the total issued, paid-up and listed capital of the Company. The Audit Report, inter alia, confirms that the Register of Members is duly updated and that demat / remat requests were confirmed within stipulated time etc. The said report is also submitted to Stock Exchanges on quarterly basis.

**(xiii) Distribution of Shareholding as on 31<sup>st</sup> March 2023:**

Shareholding of nominal value	Shareholders		Shares			
	Rs.	Number	% to total	Number	Amount in Rs.	% to total
Upto 5,000		12022	83.37	1333588	13335880	1.5533
5,001 - 10,000		976	6.76	790167	7901670	0.9203
10,001 - 20,000		544	3.77	837761	8377610	0.9758
20,001 - 30,000		229	1.58	587263	5872630	0.6840
30,001 - 40,000		107	0.74	382380	3823800	0.4454
40,001 - 50,000		102	0.70	474025	4740250	0.5521
50,001 - 1,00,000		197	1.36	1440711	14407110	1.6780
1,00,001 & Above		243	1.68	80011296	800112960	93.1911
<b>Total</b>		<b>14420</b>	<b>100.00</b>	<b>85857191</b>	<b>858571910</b>	<b>100.0000</b>

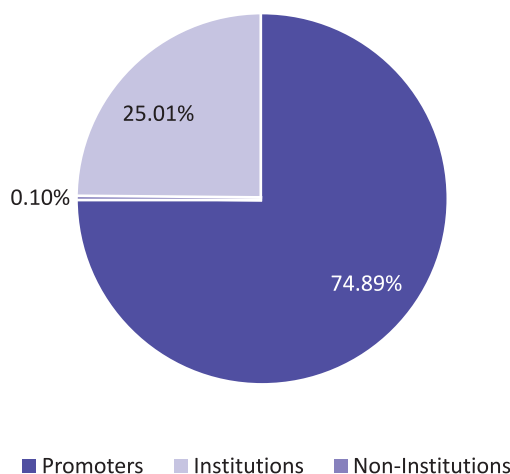


**(xiv) Shareholding Pattern as on 31<sup>st</sup> March, 2023**

Category	Number of Shares Held	Percentage of Shareholding (%)
<b>Promoters</b>	6,43,00,541	74.89
Institutions		
Bank/Financial Institution, Foreign Portfolio Investors	84,773	0.10
<b>Non-Institutions</b>		
Individuals	1,20,32,141	14.02
Body Corporate	80,91,579	9.42
Others*	13,48,157	1.57
<b>Total</b>	<b>8,58,57,191</b>	<b>100.00</b>

\* includes Clearing Members, NRI and HUF.

Shareholding Pattern as on 31<sup>st</sup> March, 2023 depicted by way of pie chart as follows:



**(xv) Dematerialization of Shares and Liquidity**

About 98.82% of the Equity shares of the Company are in dematerialized form as on 31<sup>st</sup> March, 2023. The Company's shares are compulsorily traded in dematerialization form. The Equity Shares of the Company are actively traded on BSE and NSE. Security Code No. with NSDL and CDSL is - ISIN-INE350C01017.

**(xvi) Outstanding GDRs / ADRs / Warrants or Convertible Instruments, conversion date and likely impact on equity**

Not Applicable

**(xvii) Commodity price risk or foreign exchange risk and hedging activities**

The Company has in place Risk Management Policy in order to mitigate commodity price risk and foreign exchange risk. Pursuant to this policy natural hedge is maintained and when required forward contracts / cover are also used to cover these exposures.

**(xviii) Plant Locations**

Not Applicable

- (xix) **List of all credit ratings obtained by the entity along with any revisions thereto during the relevant financial year, for all debt instruments of such entity or any fixed deposit programme or any scheme or proposal of the listing entity involving mobilization of funds, whether in India or Abroad**

Not Applicable

- (xx) **Address for Correspondence**

The Shareholders may address their communications/ suggestions/ grievances/ queries to the Registrar & Share Transfer Agent of the Company and query relating to the Annual report to the Company at respective addresses mentioned in Table 4:

**Table 4**

<b>Company Address</b>	<b>Registrar &amp; Share Transfer Agent Address</b>
<b>Vikas Chandra</b> <b>Company Secretary &amp; Compliance Officer</b> Optiemus Infracom Limited D-348, Sector-63, Noida-201307 (U.P.)	<b>Beetal Financial and Computer Services (P) Limited</b> Beetal House, 3 <sup>rd</sup> Floor, 99, Madangir, New Delhi -110 062
Telephone: 0120-2406450	Telephone: 011-29961281/82/83
e-mail ID: <a href="mailto:cs.vikas@optiemus.com">cs.vikas@optiemus.com</a>	e-mail ID: <a href="mailto:beetal@beetalfinancial.com">beetal@beetalfinancial.com</a>

The Company has its website [www.optiemus.com](http://www.optiemus.com). The website provides detailed information about the Company, its products, locations of its branch offices and various distribution sales offices etc. The quarterly results, shareholding pattern, Annual Reports and other disclosure/information as required to be updated on the website as per Listing Regulations are updated on the website of the Company.

## 9. OTHER DISCLOSURES

### A. Related Party Transactions

During the financial year 2022-23, no materially significant related party transactions have been entered into by the Company with the Promoters, Directors or Management or their relatives that may have a potential conflict with the interest of the Company at large.

Further, the transactions with the related parties as specified in Indian Accounting Standards (IND AS 24) are disclosed in the financial statements forming part of this Annual Report.

Further, a statement on related party transactions is presented before the Audit Committee on a quarterly basis for its review. Register under Section 189 of the Companies Act, 2013 is maintained and particulars of transactions are entered in the Register, wherever applicable. The related party transactions which requires approval of Board are provided to the Board and Audit Committee and the interested Directors neither participate in the discussion, nor do they vote on such matters, when such matters come up for approval.

The Policy on dealing with related party transactions is disclosed at Company's website at [https://www.optiemus.com/policies/Policy\\_on%20Materiality\\_of\\_Related\\_Party\\_Transactions\\_and\\_Dealing\\_with\\_Related\\_Party\\_Transaction.pdf](https://www.optiemus.com/policies/Policy_on%20Materiality_of_Related_Party_Transactions_and_Dealing_with_Related_Party_Transaction.pdf).

### B. Details of Non-Compliance

During the financial year no penalties/strictures were imposed on the Company by the Stock Exchanges or SEBI or any statutory authority, on any matter related to the capital markets. However, during the last three financial years, following penalties were imposed on the Company by BSE and NSE:

1. During the financial year 2021-22, penalty of Rs. 6,000/- was imposed by NSE for delayed filing of Statement of Investor Complaints for period ended December 31, 2022, which has been duly paid by the Company. As per Listing Regulation 13(3), the Company has to submit it, within 21 days from the end of quarter: The reason for delayed compliance is that due to some technical issue, it got saved into draft and could not be submitted on NSE Portal. Though, the Company submitted the same on BSE Portal on January 12, 2022. Later on, upon finding non-submission, the Company submitted Statement of Investor Complaints as per Regulation 13(3) at NSE Portal on January 29, 2022 on suo moto basis. Further, the fine as imposed by NSE was duly paid by the Company.
2. Penalty of Rs. 10,000/- each was imposed by NSE and BSE for non-submission of prior notice of Board Meeting held on February 12, 2022 in which proposal of fund raising as per Regulation 29 of Listing Regulations. In response to the NSE and BSE Letter, the Company replied that the proposed fund raising was an impromptu discussion that happened in the Board Meeting in which Board merely decided to explore various fund raising options (i.e. may be a Preferential Issue or a Rights Issue or any other equity linked securities). The Company also requested the Exchange for waiver of fine. However, on getting no reply from NSE, the Company voluntarily paid the fine and waited for BSE response as the Company was informed over telephonic discussion by the concerned person at BSE that the matter shall be placed before the Request Review Committee of BSE.  
  
Further, on July 26, 2022, BSE sent a regret letter for waiver of fine to the Company and imposed fine of Rs. 10,000/-, which has also been duly paid by the Company.
3. Penalty of Rs. 40,000/- each was imposed by BSE and NSE for delayed filing of Financial Results of the Company for period ended March 31, 2019. Wherein, as per Listing Regulation 33, for the last quarter, the Company has to submit, within 60 days from the end of financial year, the Audited Financial Results for the entire financial year along with Audited Financial Results in respect of last quarter along with Auditors Report, however, due to lack of quorum the scheduled Board Meeting dated May 30, 2019 was adjourned to June 06, 2019, as a result, the financial results could not be submitted within prescribed time and caused inadvertent delay.

**C. Vigil Mechanism/Whistle Blower Policy**

The Company has a formal Vigil Mechanism/Whistle Blower Policy for its employees to report their concerns about unethical behaviour or violation of code of conduct or ethics policy. The Vigil Mechanism/Whistle Blower Policy is also available on the website of the Company as well.

No personnel of the Company has denied access to the Chairman of the Audit Committee.

**D. Details of Compliance with Mandatory Requirements & Adoption of Non-Mandatory Requirements**

The Company has fully complied with the mandatory requirements as stipulated in SEBI (Listing Obligations and Disclosure Requirements) Regulations, 2015.

Further, the Company has complied with and adopted the following non-mandatory/discretionary requirements as provided in Part E of Schedule II of the Listing Regulations:

**(1) Shareholders Right**

Quarterly financial statements are published in leading newspapers and uploaded on Company's website <https://www.optiemus.com/quarterlyresult.html>.

**(2) Reporting of Internal Auditor**

The Internal Auditors reports to the CFO and has direct access to the Audit Committee.

**(3) Modified opinion(s) in Audit Report**

The Company's audited financial statements are accompanied with unmodified opinion from the Statutory Auditor of the Company.

**E. Material Subsidiary**

During the Financial Year 2022-23, there was no material subsidiary of the Company, where a material subsidiary means a subsidiary whose income or net worth exceeds 10% of the consolidated income or net worth respectively, of the listed entity and its subsidiaries in the immediately preceding accounting year.

The policy for determining 'material' subsidiaries is available on the website of the Company under the web link

[https://www.optiemus.com/policies/Policy\\_For\\_Determining\\_Material\\_Subsidiaries.pdf](https://www.optiemus.com/policies/Policy_For_Determining_Material_Subsidiaries.pdf).

**F. Details of utilization of funds raised through preferential allotment or qualified institutions placement as specified under Regulation 32 (7A)**

The Company has not raised any funds through preferential allotment or qualified institutions placement during the year.

**G. Certificate from a Company Secretary in Practice**

None of the Directors of the Company have been debarred or disqualified from being appointed or continuing as directors of companies by the Securities and Exchange Board of India or the Ministry of Corporate Affairs or any such statutory authority. A certificate to this effect, duly signed by the Practicing Company Secretary is annexed to this Report as '**Annexure-A**'.

**H. Details where the Board had not accepted any recommendation of any committee of the board which is mandatorily required along with reasons thereof**

The Board accepted the recommendations of its Committees, wherever made, during the financial year.

**I. Detail of fees paid to Statutory Auditors**

M/s Mukesh Raj & Co., Chartered Accountants (Firm Registration No.: 016693N) has been appointed as the Statutory Auditors of the Company. The particulars of total fees paid by the Company on consolidate basis, to the said Statutory Auditors for the F.Y. 2022-23 is given below:

<b>Type of Service</b>	<b>Amount (In Lacs)</b>
Statutory Audit Fees	5.00
Tax Audit Fees	1.00
Limited Review Reports	1.20
Certification Fees	1.25
Reimbursement of expenses	0.28
<b>Total</b>	<b>8.73</b>

**J. Disclosures in relation to the Sexual Harassment of Women at Workplace (Prevention, Prohibition and Redressal) Act, 2013**

The Company is committed to provide and promote a safe and healthy work environment for all its employees. A Policy on Prevention of Sexual Harassment at Workplace which is in line with the statutory requirements is in place. An Internal Compliant Committee has been set up to redress the complaints received regarding sexual harassment.

Detail of complaints received during the year is as follows:

Number of complaints filed during the financial year	Number of complaints disposed off during the financial year	Number of complaints pending as on end of the financial year
Nil	Nil	Nil

**K. Disclosure in respect of loan and advance by the Company and its subsidiary**

The details of the related party disclosures with respect to loans / advances / investments at the year-end, and the outstanding amount thereof during the year as required under Part A of Schedule V of SEBI Listing Regulations have been provided in the Notes to the Financial Statements of the Company.

Further, there was no transaction with the person / entity belonging to the Promoter and Promoter Group, which holds 10% or more shareholding in the Company as per Para 2A of the aforesaid schedule.

**L. The Company has complied with all the mandatory requirements specified in Regulations 17 to 27 of SEBI (Listing Obligations and Disclosure Requirements) Regulations, 2015 and Clause (b) to (i) of sub-regulation (2) of Regulation 46 of SEBI (Listing Obligations and Disclosure Requirements) Regulations, 2015. A certificate in this regard has been obtained from the Practicing Company Secretary, which is forming part of Directors' Report.**

**M. CEO/CFO Certificate**

The certificate required under Listing Regulations duly signed by the CEO and CFO was placed before the Board and the same is annexed as '**Annexure-B**'.

**N. Code of Conduct**

The Company has in place a Code of Conduct applicable to the Board Members as well as the Senior Management and the same has been posted on the website of the Company at [https://www.optiemus.com/policies/OIL-%20Code%20of%20Conduct\\_01.04.2016.pdf](https://www.optiemus.com/policies/OIL-%20Code%20of%20Conduct_01.04.2016.pdf).

All the Board Members and the Senior Management Personnel of the Company have affirmed compliance with the Code of Conduct as on March 31, 2023.

A declaration to this effect, duly signed by Whole-time Director, is annexed and forms part of this report as '**Annexure-C**'

**O. Disclosures with respect to Demat Suspense Account/ Unclaimed Suspense Account**

The requisite disclosures as per Schedule V (F) of SEBI (Listing Obligations and Disclosure Requirements) Regulations, 2015 is given below:

- (a) Aggregate number of shareholders and the outstanding shares in the suspense account lying at the beginning of the year: Nil
- (b) Number of shareholders who approached listed entity for transfer of shares from suspense account during the year: None
- (c) Number of shareholders to whom shares were transferred from suspense account during the year: NA

- (d) Aggregate number of shareholders and the outstanding shares in the suspense account lying at the end of year: NA
- (e) that the voting rights on these shares shall remain frozen till the rightful owner of such shares claims the shares: Not Applicable for the FY 2022-23

**P. Disclosure of certain types of agreements binding listed entities**

Information disclosed under clause 5A of paragraph A of Part A of Schedule III of these regulations:

Not Applicable

**Q. Management Discussion & Analysis Report**

The Management Discussion & Analysis Report forms part of this Annual Report.

**R. Risk Management**

The risk assessment and minimization procedures are in place and the Board is informed about the business risks and the steps taken to mitigate the same.

**S. Directors Appointment/Re-appointment**

Profile of Directors who are to be appointed/re-appointed along with the Directorship details is provided in the Notice of the 30<sup>th</sup> Annual General Meeting of the Company.

**T. Code for Fair Disclosure and Code of Conduct for prohibition of Insider Trading**

In compliance with SEBI (Prohibition of Insider Trading) Regulations, 2015, the Company has formulated a Code of Practices and Procedures for Fair disclosure of unpublished price sensitive information and Code of Conduct to regulate, monitor and report insider trading in equity shares of the Company by its designated persons and their immediate relatives.

The above code of Conduct are available on the website of the Company under the web link <https://www.optiemus.com/policies.html>.

**U. Orderly succession to Board and Senior Management**

The Board of the Company has satisfied itself that the plans are in place for orderly succession for appointments to the Board and to the Senior Management.

**V. Review of legal Compliance Reports**

During the year, the Board periodically reviewed the Compliance reports with respect to various laws applicable to the Company as prepared and placed before it by the management.

**W. Additional Information regarding Independent Directors**

The details of Familiarization Programmes imparted by the Company to Independent Directors are given on the website of the Company under web link [https://www.optiemus.com/policies/OIL\\_Familiarisation%20Programme%20for%20ID\\_2022-23.pdf](https://www.optiemus.com/policies/OIL_Familiarisation%20Programme%20for%20ID_2022-23.pdf).

Terms & Conditions of Appointment of Independent Directors is given on the website of the Company under web link <https://www.optiemus.com/policies/Terms And Conditions of Appointment Of Independent Directors.pdf>.

**X. Nomination**

Individual shareholders holding shares singly or jointly in physical form can nominate a person in whose name the shares shall be transferable in the case of death of the registered shareholder(s). The prescribed nomination form (SH-13) will be sent by the Registrar &

Share Transfer Agent of the Company upon such request. Nomination facility for shares held in electronic form is also available with depository participant as per the bye-laws and business rules applicable to NSDL and CDSL.

**Y. Updation of KYC Detail**

SEBI vide its latest Circular dated March 16, 2023, in supersession of its earlier circulars in this regard, has prescribed the common and simplified norms for processing investor's service request by RTAs and norms for furnishing PAN, KYC details and Nomination.

**1. Mandatory furnishing of PAN, KYC details and Nomination by holders of physical securities**

It is mandatory for all holders of physical securities in listed companies to furnish PAN, Nomination, Contact details, Bank A/c details and Specimen signature for their corresponding folio numbers. The detailed requirements have been specified in the aforesaid Circular dated March 16, 2023.

**2. Freezing of Folios without PAN, KYC details and Nomination**

The folios wherein any one of the document / details cited in point no. 1 above are not available on or after October 01, 2023, shall be frozen by the RTA.

The security holder(s) whose folio(s) have been frozen shall however be eligible:

- to lodge grievance or avail any service request from the RTA subject to furnishing the complete documents/ details as mentioned in point no. 1 above.
- for any payment including dividend, interest or redemption payment in respect of such frozen folios, only through electronic mode with effect from April 01, 2024.

Frozen folios shall be referred by the RTA / listed company to the administering authority under the Benami Transactions (Prohibition) Act, 1988 and/ or Prevention of Money Laundering Act, 2002, if they continue to remain frozen as on December 31, 2025.

The RTA shall revert the frozen folios to normal status upon receipt of all the pending documents / details as mentioned in point no. 1 above.

**3. Forms for availing various Investor services**

Investors holding securities in physical mode interface with the RTAs, inter-alia, for registering/ updating the KYC details and for the processing of various service requests. The service requests along with requisite forms, as prescribed by SEBI in its Circular dated March 16, 2023 are available on the website of the Company under the Investor Relations section.

**Z. Quote Folio No. / DP ID No.**

Shareholders / Beneficial Owners are requested to quote their Folio Nos. / DP ID Nos., as the case may be, in all correspondence with the Company.

Shareholders are also requested to quote their E-mail IDs, Contact / Fax numbers for prompt reply to their correspondence.

**For and on behalf of the Board of Directors  
Optiemus Infracom Limited**

**Date : August 12, 2023  
Place: Noida (U.P.)**

**Ashok Gupta  
Executive Chairman**

**ANNEXURE-A  
CERTIFICATE OF NON-DISQUALIFICATION OF DIRECTORS**

(Pursuant to Regulation 34(3) and Schedule V Para C clause (10)(i) of the SEBI (Listing Obligations and Disclosure Requirements) Regulations, 2015)

To  
The Members  
**Optiemus Infracom Limited**  
K-20, Second Floor, Lajpat Nagar Part-II,  
New Delhi-110024

We have examined the relevant registers, records, forms, returns and disclosures received from the Directors of Optiemus Infracom Limited having registered office at K-20, Second Floor, Lajpat Nagar Part-II (hereinafter referred to as 'the Company'), produced before us by the Company for the purpose of issuing this Certificate, in accordance with Regulation 34(3) read with Schedule V Para-C Sub clause 10(i) of the SEBI (Listing Obligations and Disclosure Requirements) Regulations, 2015.

In our opinion and to the best of our information and according to the verifications (including Directors Identification Number (DIN) status at the portal [www.mca.gov.in](http://www.mca.gov.in)) as considered necessary and explanations furnished to us by the Company & its officers, We hereby certify that none of the Directors on the Board of the Company for the financial year ended March 31, 2023, have been debarred or disqualified from being appointed or continuing as Directors of companies by the Securities and Exchange Board of India, Ministry of Corporate Affairs or any such other Statutory Authority.

Ensuring the eligibility for the appointment / continuity of every Director on the Board is the responsibility of the management of the Company. Our responsibility is to express an opinion on these based on our verification. This certificate is neither an assurance as to the future viability of the Company nor of the efficiency or effectiveness with which the management has conducted the affairs of the Company.

**For S.K. Batra & Associates  
Company Secretaries**

**Date: July 31, 2023  
Place: New Delhi**

**Sumit Kumar  
CP No.: 8072  
UDIN: F007714E000704641**



**ANNEXURE-B  
COMPLIANCE CERTIFICATE  
BY WHOLE TIME DIRECTOR & CHIEF FINANCIAL OFFICER CERTIFICATE**

(As per Regulation 17(8) of SEBI (Listing Obligations and Disclosure Requirements) Regulations, 2015)

To  
The Board of Directors  
**Optiemus Infracom Limited**

We, the undersigned, in our respective capacities as Whole Time Director and Chief Financial Officer of the Company to the best of our knowledge and belief certify that:

- A. We have reviewed the financial statements and the cash flow statement for the financial year ended 31<sup>st</sup> March, 2023 and based on our knowledge and belief, we state that:
1. These statements do not contain any materially untrue statement or omit any material fact or contain statements that might be misleading;
  2. These statements together present a true and fair view of the Company's affairs and are in compliance with the existing accounting standards, applicable laws and regulations.
- B. We further state that to the best of our knowledge and belief, there are no transactions entered into by the Company during the year, which are fraudulent, illegal or violative of the Company's code of conduct.
- C. We accept responsibility for establishing and maintaining internal controls for financial reporting and we have evaluated the effectiveness of internal control systems of the company pertaining to financial reporting and we have disclosed to the auditors and the Audit Committee, deficiencies in the design or operation of such internal controls, if any, of which we are aware and the steps we have taken or propose to take to rectify these deficiencies.
- D. We have indicated, based on our most recent evaluation, wherever applicable, to the Auditors and Audit Committee:
1. significant changes, if any, in the internal control over financial reporting during the year;
  2. significant changes, if any, in the accounting policies made during the year and that the same have been disclosed in the notes to the financial statements; and
  3. Instances of significant fraud of which we have become aware and the involvement therein, if any, of the management or an employee having a significant role in the Company's internal control system over financial reporting.

**Date : May 26, 2023  
Place: Noida**

**Ashok Gupta  
Whole Time Director  
DIN:00277434**

**Parveen Sharma  
Chief Financial Officer  
PAN:ATWPS6301D**

**ANNEXURE-C  
DECLARATION REGARDING COMPLIANCE BY BOARD MEMBERS  
AND SENIOR MANAGEMENT PERSONNEL WITH THE COMPANY'S  
CODE OF CONDUCT**

This is to confirm that the Company has adopted a Code of Conduct for all Board Members and Senior Management Personnel of the Company. The Code of Conduct as adopted is available on the Company's website viz. [www.optiemus.com](http://www.optiemus.com).

It is further certified that the Directors and Senior Management have affirmed their compliance with the Code for the year ended 31<sup>st</sup> March, 2023.

For and on behalf of the Board of Directors  
**For Optiemus Infracom Limited**

**Date : April 12, 2023  
Place : Noida (U.P.)**

**Ashok Gupta  
Executive Chairman  
DIN: 00277434**

## **INDEPENDENT AUDITORS' REPORT**

**To the Members of Optiemus Infracom Limited**

**Report on the Audit of the Standalone Ind AS Financial Statements**

### **Opinion**

We have audited the accompanying standalone Ind AS financial statements of Optiemus Infracom Limited (“the Company”), which comprise the standalone balance sheet as at March 31, 2023 and the standalone statement of profit and loss (including other comprehensive income), the standalone statement of changes in equity and the standalone statement of cash flows for the year then ended, and notes to the standalone financial statements, including a summary of the significant accounting policies and other explanatory information (hereinafter referred to as “the standalone Ind AS financial statements”).

In our opinion and to the best of our information and according to the explanations given to us, the aforesaid standalone Ind AS financial statements give the information required by the Companies Act, 2013 (“the Act”) in the manner so required and give a true and fair view in conformity with the Indian Accounting Standards prescribed under section 133 of the Act read with the Companies (Indian Accounting Standards) Rules, 2015, as amended, (“Ind AS”) and other accounting principles generally accepted in India, of the state of affairs of the Company as at March 31, 2023, and its profit and other comprehensive income, changes in equity and its cash flows for the year ended on that date.

### **Basis for Opinion**

We conducted our audit of the standalone Ind AS financial statements in accordance with the Standards on Auditing (SAs) specified under section 143(10) of the Act. Our responsibilities under those standards (SA's) are further described in the Auditor's Responsibilities for the Audit of the Standalone Ind AS Financial Statements section of our report. We are independent of the Company in accordance with the Code of Ethics issued by the Institute of Chartered Accountants of India (ICAI) together with the ethical requirements that are relevant to our audit of the standalone Ind AS financial statements under the provisions of the Act and the Rules made thereunder, and we have fulfilled our other ethical responsibilities in accordance with these requirements and the Code of Ethics. We believe that the audit evidence obtained by us is sufficient and appropriate to provide a basis for our audit opinion on the standalone Ind AS financial statements.

### **Key Audit Matters**

Key audit matters are those matters that, in our professional judgment, were of most significance in our audit of the standalone Ind AS financial statements of the current period. These matters were addressed in the context of our audit of the standalone Ind AS financial statements as a whole, and in forming our opinion thereon, and we do not provide a separate opinion on these matters. For each matter below, our description of how our audit addressed the matter is provided in that context.

We have determined the matters described below to be the key audit matters to be communicated in our report. We have fulfilled the responsibilities described in the auditor's responsibilities for the audit of the standalone Ind AS financial statements section of our report, including in relation to the matter below. Accordingly, our audit included the performance of procedures designed to respond to our assessment of the risk of material misstatement of the standalone Ind AS financial statements. The result of the audit procedure performed by us, including those procedures performed to address the matter below, provide the basis of our opinion on the accompanying standalone financial statements.

S. No.	Key Audit Matter	How our audit addressed the key audit matters:
1.	<p><b>Assessment of Carrying Value of Investment in Subsidiaries and Associates:-</b> (Refer to Note 2.2.9 and 5(a) in the standalone Ind AS financial statements)</p> <p>The carrying value of the investment in subsidiaries and associates are ₹ 7,556.94 Lakhs and ₹ 6,056.59 Lakhs respectively as at March 31, 2023 which represents approximately 22.93% of the total assets of the Company. These investments are carried at cost less accumulated impairment losses, if any and fair value through profit and loss respectively. The Company reviews the carrying values of these investments at every balance sheet date and performs impairment assessment in accordance with Ind AS 36 'Impairment of Assets', where there is any indication of impairment to the carrying amount of investments. For the assessment of carrying value of investment in these subsidiaries and associates, the management estimates recoverable value based on discounted cash flows forecast, requiring judgements in respect certain key inputs like determining an appropriate discount rate, future cash flows and terminal growth rate. Changes in these assumptions could lead to an impairment to the carrying value of these investments. We have considered this to be a key audit matter as the investments balance is significant to the balance sheet and significant management judgement is involved in calculation of recoverable amount for the purpose of assessment of the appropriateness of the carrying amount.</p>	<ul style="list-style-type: none"> <li>• To assess the key assumptions of valuation used, in particular those relating to discount rates, cash flow forecasts and terminal growth rates applied:- <ul style="list-style-type: none"> <li>- Discussion with management's valuation experts to determine a range of acceptable discount rates and terminal growth rates, with reference to valuations of similar companies and other relevant external data. Performed sensitivity analysis by using the terminal growth rates and discount rates as provided by the management's valuation experts.</li> <li>- Tested the cash flow forecasts used and assessed whether those were consistent with our understanding of the business.</li> </ul> </li> <li>• We understood the management process for assessment of carrying values of investments and also evaluated the design and tested the operating effectiveness of the Company's internal controls surrounding such assessment. Compared the previous year cash flow forecasts made by the management to actual results to assess the historical accuracy of forecasting. Based on the above procedures performed, we noted that the management's assessment of the carrying value of the investments in subsidiaries is reasonable.</li> </ul>

### Emphasis of Matter

Without qualifying our opinion, we draw attention to the following notes to the standalone Ind AS financial statements as at and for the period ended March 31, 2023:

1. We draw attention to Note No. 17 of the standalone Ind AS financial statements, interest income includes interest on loan granted to wholly owned subsidiary (i.e. GDN Enterprises Private Limited). Upon the request of the borrower and considering to strengthen its financial position by reducing the burden of fixed financial obligations to the extent possible, the board of directors of the company have waived off interest income for the period May 30, 2022 to March 31, 2023 on the amount of such loan granted. Our opinion is not modified in respect of this matter.

2. Regarding the balance confirmations of trade receivables and advances given to vendors, customers' advances received & trade payables. During the course of preparation of standalone financial statements, emails/ letters have been sent to various parties by the company with a request to confirm their balances to us out of which few parties have confirmed their balances directly to us. In the absence of the confirmation of balances, the possible adjustment, if any, will be accounted for as and when the account is settled/ reconciliation/ finality of the balances with those parties. Our opinion is not modified in respect of the said matter.

### **Other Information**

The Company's Management and Board of Directors are responsible for the other information. The other information comprises the information included in the Management Discussion and Analysis, Board Report including Annexures to Board Report, Business Responsibility Report, Corporate Governance and Shareholder's Information, but does not include the standalone Ind AS financial statements and our auditor's report thereon.

Our opinion on the standalone Ind AS financial statements does not cover the other information and we do not express any form of assurance conclusion thereon.

In connection with our audit of the standalone Ind AS financial statements, our responsibility is to read the other information and, in doing so, consider whether the other information is materially inconsistent with the standalone Ind AS financial statements or our knowledge obtained during the course of our audit or otherwise appears to be materially misstated.

If, based on the work we have performed, we conclude that there is a material misstatement of this other information, we are required to report that fact. We have nothing to report in this regard.

### **Management's Responsibility for the Standalone Ind AS Financial Statements**

The Company's Board of Directors is responsible for the matters stated in section 134(5) of the Act with respect to the preparation of these standalone financial statements that give a true and fair view of the financial position, financial performance, total comprehensive income, changes in equity and cash flows of the Company in accordance with the Ind AS and other accounting principles generally accepted in India. This responsibility also includes maintenance of adequate accounting records in accordance with the provisions of the Act for safeguarding the assets of the Company and for preventing and detecting frauds and other irregularities; selection and application of appropriate accounting policies; making judgments and estimates that are reasonable and prudent; and design, implementation and maintenance of adequate internal financial controls, that were operating effectively for ensuring the accuracy and completeness of the accounting records, relevant to the preparation and presentation of the standalone financial statements that give a true and fair view and are free from material misstatement, whether due to fraud or error.

In preparing the standalone financial statements, management is responsible for assessing the Company's ability to continue as a going concern, disclosing, as applicable, matters related to going concern and using the going concern basis of accounting unless management either intends to liquidate the Company or to cease operations, or has no realistic alternative but to do so. The Board of Directors are responsible for overseeing the Company's financial reporting process.

### **Auditor's Responsibilities for the Audit of the Standalone Ind AS Financial Statements**

Our objectives are to obtain reasonable assurance about whether the standalone financial statements as a whole are free from material misstatement, whether due to fraud or error, and to issue an auditor's report that includes our opinion. Reasonable assurance is a high level of assurance but is not a guarantee that an audit conducted in accordance with SAs will always detect a material misstatement when it exists. Misstatements can arise from fraud or error and are considered material if, individually or in the aggregate, they could reasonably be expected to influence the economic decisions of users taken on the basis of these standalone financial statements.

As part of an audit in accordance with SAs, we exercise professional judgement and maintain professional skepticism throughout the audit. We also:

- i. Identify and assess the risks of material misstatement of the standalone financial statements, whether due to fraud or error, design and perform audit procedures responsive to those risks, and obtain audit evidence that is sufficient and appropriate to provide a basis for our opinion. The risk of not detecting a material misstatement resulting from fraud is higher than for one resulting from error, as fraud may involve collusion, forgery, intentional omissions, misrepresentations, or the override of internal control.
- ii. Obtain an understanding of internal financial controls relevant to the audit in order to design audit procedures that are appropriate in the circumstances. Under section 143(3)(i) of the Act, we are also responsible for expressing our opinion on whether the Company has adequate internal financial controls system in place and the operating effectiveness of such controls.
- iii. Evaluate the appropriateness of accounting policies used and the reasonableness of accounting estimates and related disclosures made by management.
- iv. Conclude on the appropriateness of management's use of the going concern basis of accounting and, based on the audit evidence obtained, whether a material uncertainty exists related to events or conditions that may cast significant doubt on the Company's ability to continue as a going concern. If we conclude that a material uncertainty exists, we are required to draw attention in our auditor's report to the related disclosures in the standalone financial statements or, if such disclosures are inadequate, to modify our opinion. Our conclusions are based on the audit evidence obtained up to the date of our auditor's report. However, future events or conditions may cause the Company to cease to continue as a going concern.
- v. Evaluate the overall presentation, structure and content of the standalone financial statements, including the disclosures, and whether the standalone financial statements represent the underlying transactions and events in a manner that achieves fair presentation.

Materiality is the magnitude of misstatements in the standalone financial statements that, individually or in aggregate, makes it probable that the economic decisions of a reasonably knowledgeable user of the financial statements may be influenced. We consider quantitative materiality and qualitative factors in (i) planning the scope of our audit work and in evaluating the results of our work; and (ii) to evaluate the effect of any identified misstatements in the financial statements.

We communicate with those charged with governance regarding, among other matters, the planned scope and timing of the audit and significant audit findings, including any significant deficiencies in internal control that we identify during our audit.

We also provide those charged with governance with a statement that we have complied with relevant ethical requirements regarding independence, and to communicate with them all relationships and other matters that may reasonably be thought to bear on our independence, and where applicable, related safeguards.

From the matters communicated with those charged with governance, we determine those matters that were of most significance in the audit of the standalone financial statements of the current period and are therefore the key audit matters. We describe these matters in our auditor's report unless law or regulation precludes public disclosure about the matter or when, in extremely rare circumstances, we determine that a matter should not be communicated in our report because the adverse consequences of doing so would reasonably be expected to outweigh the public interest benefits of such communication.

### **Report on Other Legal and Regulatory Requirements**

1. As required by Section 143(3) of the Act, based on our audit we report that:
  - a) We have sought and obtained all the information and explanations which to the best of our knowledge and belief were necessary for the purposes of our audit.

- b) In our opinion, proper books of account as required by law have been kept by the Company so far as it appears from our examination of those books.
  - c) The Balance Sheet, the Statement of Profit and Loss including Other Comprehensive Income, Statement of Changes in Equity and the Statement of Cash Flow dealt with by this Report are in agreement with the relevant books of account.
  - d) In our opinion, the aforesaid standalone financial statements comply with the Ind AS specified under Section 133 of the Act, read with Rule 7 of the Companies (Accounts) Rules, 2014.
  - e) On the basis of the written representations received from the directors as on March 31, 2023 taken on record by the Board of Directors, none of the directors is disqualified as on March 31, 2023 from being appointed as a director in terms of Section 164 (2) of the Act.
  - f) With respect to the adequacy of the internal financial controls over financial reporting of the Company and the operating effectiveness of such controls, refer to our separate Report in “**Annexure A**”. Our report expresses an unmodified opinion on the adequacy and operating effectiveness of the Company’s internal financial controls over financial reporting.
  - g) With respect to the other matters to be included in the Auditor’s Report in accordance with the requirements of section 197(16) of the Act, as amended:  
In our opinion and to the best of our information and according to the explanations given to us, the remuneration paid by the Company to its directors during the year is in accordance with the provisions of section 197 of the Act.
  - h) With respect to the other matters to be included in the Auditor’s Report in accordance with Rule 11 of the Companies (Audit and Auditors) Rules, 2014, as amended in our opinion and to the best of our information and according to the explanations given to us:
    - i. The Company has disclosed the impact of pending litigations on its financial position in its standalone financial statements.
    - ii. The Company has made provision, as required under the applicable law or accounting standards, for material foreseeable losses, if any, on long-term contracts including derivative contracts.
    - iii. There were no amounts which were required to be transferred to the Investor Education and Protection Fund by the Company.
    - iv. Proviso to Rule 3(1) of the Companies (Accounts) Rules, 2014 for maintaining books of account using accounting software which has a feature of recording audit trail (edit log) facility is applicable to the Company with effect from April 01, 2023, and accordingly, reporting under Rule 11(g) of Companies (Audit and Auditors) Rules, 2014 is not applicable for the financial year ended March 31, 2023.
2. As required by the Companies (Auditor’s Report) Order, 2020 (“the Order”) issued by the Central Government in terms of Section 143(11) of the Act, we give in “**Annexure B**” a statement on the matters specified in paragraphs 3 and 4 of the Order.

#### **Other Matter**

- 1. Based on the information provided to us by the management, MPS Telecom Private Limited (“Erstwhile Entity”) merged into Optiemus Infracom Limited (“Company”) w.e.f. April 30, 2018 had paid excess differential countervailing “CVD” @ 5.00% pursuant to notification no. 04/2014-CE dated 17-02-2014 on the import of mobile phones for trading purposes for the period February 17, 2014 to February 28, 2015. Pursuant to application filed for re-assessment an order received for the re-assessment of bills of entries, the Company entitles itself as an eligible applicant to get a refund of ₹ 4,475.18 Lakhs in respect of the subject “excess differential countervailing duty paid”. Since, the order received is a re – assessment order only and final refund order is expected to be received in due course of time.

In the absence of such an order, the subject refund of excess differential countervailing duty paid does not become virtually certain and as a result of which the management of the company adopts to record the same in its books of accounts on the receipt of refund order or realization proceeds whichever is earlier.

**For Mukesh Raj & Co.**  
*Chartered Accountants*  
**ICAI Firm Registration Number: 016693N**

**Mukesh Goel**  
Partner  
**ICAI Membership Number: 094837**  
**UDIN: 23094837BGVUKX9753**

**Place: Noida, Uttar Pradesh**  
**Date: May 26, 2023**



## **ANNEXURE “A”**

### **ANNEXURE “A” TO THE INDEPENDENT AUDITOR’S REPORT**

(Referred to in paragraph 1(f) under ‘Report on Other Legal and Regulatory Requirements’ section of our report to the Members of Optiemus Infracom Limited of even date)

#### **Report on the Internal Financial Controls Over Financial Reporting under Clause (i) of Sub-section 3 of Section 143 of the Companies Act, 2013 (“the Act”)**

We have audited the internal financial controls over financial reporting of **Optiemus Infracom Limited** (“the Company”) as of March 31, 2023 in conjunction with our audit of the standalone financial statements of the Company for the year ended on that date.

#### **Management’s Responsibility for Internal Financial Controls**

The Board of Directors of the Company is responsible for establishing and maintaining internal financial controls based on the internal control over financial reporting criteria established by the Company considering the essential components of internal control stated in the Guidance Note on Audit of Internal Financial Controls over Financial Reporting issued by the Institute of Chartered Accountants of India. These responsibilities include the design, implementation and maintenance of adequate internal financial controls that were operating effectively for ensuring the orderly and efficient conduct of its business, including adherence to respective company’s policies, the safeguarding of its assets, the prevention and detection of frauds and errors, the accuracy and completeness of the accounting records, and the timely preparation of reliable financial information, as required under the Companies Act, 2013.

#### **Auditor’s Responsibility**

Our responsibility is to express an opinion on the internal financial controls over financial reporting of the Company based on our audit. We conducted our audit in accordance with the Guidance Note on Audit of Internal Financial Controls Over Financial Reporting (the “Guidance Note”) issued by the Institute of Chartered Accountants of India and the Standards on Auditing prescribed under Section 143(10) of the Companies Act, 2013, to the extent applicable to an audit of internal financial controls. Those Standards and the Guidance Note require that we comply with ethical requirements and plan and perform the audit to obtain reasonable assurance about whether adequate internal financial controls over financial reporting was established and maintained and if such controls operated effectively in all material respects.

Our audit involves performing procedures to obtain audit evidence about the adequacy of the internal financial controls system over financial reporting and their operating effectiveness. Our audit of internal financial controls over financial reporting included obtaining an understanding of internal financial controls over financial reporting, assessing the risk that a material weakness exists, and testing and evaluating the design and operating effectiveness of internal control based on the assessed risk. The procedures selected depend on the auditor’s judgment, including the assessment of the risks of material misstatement of the financial statements, whether due to fraud or error.

We believe that the audit evidence we have obtained, is sufficient and appropriate to provide a basis for our audit opinion on the internal financial controls system over financial reporting of the Company.

#### **Meaning of Internal Financial Controls over Financial Reporting**

A company’s internal financial control over financial reporting is a process designed to provide reasonable assurance regarding the reliability of financial reporting and the preparation of financial statements for external purposes in accordance with generally accepted accounting principles. A company’s internal financial control over financial reporting includes those policies and procedures that:

- (1) Pertain to the maintenance of records that, in reasonable detail, accurately and fairly reflect the transactions and dispositions of the assets of the company;

- (2) Provide reasonable assurance that transactions are recorded as necessary to permit preparation of financial statements in accordance with generally accepted accounting principles, and that receipts and expenditures of the company are being made only in accordance with authorizations of management and directors of the company; and
- (3) Provide reasonable assurance regarding prevention or timely detection of unauthorized acquisition, use, or disposition of the company's assets that could have a material effect on the financial statements.

#### **Limitations of Internal Financial Controls over Financial Reporting**

Because of the inherent limitations of internal financial controls over financial reporting, including the possibility of collusion or improper management override of controls, material misstatements due to error or fraud may occur and not be detected. Also, projections of any evaluation of the internal financial controls over financial reporting to future periods are subject to the risk that the internal financial control over financial reporting may become inadequate because of changes in conditions, or that the degree of compliance with the policies or procedures may deteriorate.

#### **Opinion**

In our opinion, to the best of our information and according to the explanations given to us, the Company has, in all material respects, an adequate internal financial controls system over financial reporting and such internal financial controls over financial reporting were operating effectively as at March 31, 2023, based on the internal control over financial reporting criteria established by the Company considering the essential components of internal control stated in the Guidance Note on Audit of Internal Financial Controls over Financial Reporting issued by the Institute of Chartered Accountants of India.

**For Mukesh Raj & Co.**  
*Chartered Accountants*  
**ICAI Firm Registration Number: 016693N**

**Mukesh Goel**  
Partner  
**ICAI Membership Number: 094837**  
**UDIN: 23094837BGVUKX9753**

**Place: Noida, Uttar Pradesh**  
**Date: May 26, 2023**

## ANNEXURE “B”

### ANNEXURE ‘B’ TO THE INDEPENDENT AUDITOR’S REPORT

(Referred to in paragraph 3 under ‘Report on Other Legal and Regulatory Requirements’ section of our report to the members of Optiemus Infracom Limited of even date)

To the best of our information and according to the explanations provided to us by the company and the books of accounts and records examined by us in the normal course of audit, we state that:

- 1) In respect of company’s Property, Plant & Equipment and Intangible Assets:
  - a) (A) The company has maintained proper records showing full particulars, including quantitative details and situation of Property, Plant & Equipment.
  - (B) The company has maintained proper records showing full particulars of intangible assets.
  - b) According to the information and explanations given to us and on the basis of our examination of the records of the Company, the Company has a regular programme of physical verification of its Property, Plant and Equipment by which all property, plant and equipment are verified once in every one to three years. In accordance with this programme, all property, plant and equipment were verified during the year. In our opinion, this periodicity of physical verification is reasonable having regard to the size of the Company and nature of its assets. No discrepancies were noticed on such verification.
  - c) According to the information and explanations given to us, the records examined by us and based on the examination of the conveyance deeds/registered sale deed provided to us, we report that the title deeds, comprising all the immovable properties shown as investment property in the standalone financial statements are not held in the name of the company as at the Balance Sheet date. The property wise details are disclosed as hereunder:

Description of Property	Gross Carrying Value	Held in the name of	Whether promoter, director or their relative or employee	Period held	Reason for not being held in the name of the company	Details of dispute, if any
Piece of agricultural land measuring 2 Bighas 10 Biswas, out of Khasra No. 56/15 and 16 situated in the revenue estate of Village Tikri Kalan, Delhi	44.37 Lakhs	Telemart Communication India Private Limited (TCIPL)	N.A.	07/10/2010-Till Date	Amalgamation of TCIPL with Akanksha Cellular Limited and later name change of Akanksha Cellular to Optiemus Infracom Limited	N.A.
Piece of agricultural land measuring 1 Bigha 4 Biswas, out of Khasra No. 57/22-1 situated in the revenue estate of Village Tikri Kalan, Delhi	19.82 Lakhs	Telemart Communication India Private Limited (TCIPL)	N.A.	15/07/2010-Till Date	Amalgamation of TCIPL with Akanksha Cellular Limited and later name change of Akanksha Cellular to Optiemus Infracom Limited	N.A.

Description of Property	Gross Carrying Value	Held in the name of	Whether promoter, director or their relative or employee	Period held	Reason for not being held in the name of the company	Details of dispute, if any
Piece of agricultural land measuring 1 Bigha 4 Biswas, out of Khasra No. 57/22-2 situated in the revenue estate of Village Tikri Kalan, Delhi	19.82 Lakhs	Telemart Communication India Private Limited (TCIPL)	N.A.	15/07/2010- Till Date	Amalgamation of TCIPL with Akanksha Cellular Limited and later name change of Akanksha Cellular to Optiemus Infracom Limited	N.A.
Piece of agricultural land measuring 1 Bigha 4 Biswas out of Khasra No. 84/12, situated in the revenue estate of Village Mundka, Delhi	14.05 Lakhs	Telemart Communication India Private Limited (TCIPL)	N.A.	31/03/2008- Till Date	Amalgamation of TCIPL with Akanksha Cellular Limited and later name change of Akanksha Cellular to Optiemus Infracom Limited	N.A.

- d) The company has not revalued any of its Property, Plant & Equipment and intangible assets during the year.
- e) No proceedings have been initiated during the year or are pending against the company as at March 31, 2023 for holding any benami property under the Benami Transactions (Prohibition) Act, 1988 (as amended in 2016) and rules made thereunder.
- 2) (a) As explained to us, the inventories were physically verified during the year by the management which, in our opinion, is reasonable with regard to the nature of inventory and business the company is engaged in and no material discrepancies were noticed on physical verification.
- (b) According to the information and explanations given to us and on the basis of our examination of the records of the Company, the Company has not been sanctioned any working limits in excess of five crore rupees in aggregate from banks and financial institutions on the basis of security of current assets during the current year. Accordingly, clause 3(ii)(b) of the Order is not applicable to the Company.
- 3) The company has made investments in, companies, firms, Limited Liability Partnerships, and granted unsecured loans to other parties, during the year, in respect of which :
- a) (A) The company has provided unsecured loans or advances in the nature of loans or stood guarantee, or provided security to subsidiaries, joint ventures and associates; covered in the register maintained under section 189 of the Companies Act, 2013, the aggregate amount during the year along with the balance outstanding as at the balance sheet date has been stipulated as hereunder:

	Aggregate amount during the year	Outstanding balance as at Balance sheet date
Subsidiaries	999.67 Lakhs	12,597.17 Lakhs

(B) The company has provided unsecured loans or advances in the nature of loans or stood guarantee, or provided security to parties other than subsidiaries, joint ventures and associates; covered in the register maintained under section 189 of the Companies Act, 2013, the aggregate amount during the year along with the balance outstanding as at the Balance Sheet date has been stipulated as hereunder:

	<b>Aggregate amount during the year</b>	<b>Outstanding balance as at Balance sheet date</b>
Others	0.00 Lakhs	2,698.20 Lakhs

- b) According to the information and explanations given to us and based on the audit procedures performed by us, we are of the opinion that the investments made, guarantees provided, security given and the terms and conditions of the grant of all loans and advances in the nature of loans and guarantees provided are not prejudicial to the company's interest.
- c) In respect of loans granted by the company, the schedule of repayment of principal and payment of interest has been stipulated and the repayments of principal amounts and receipts of interest are generally regular.
- d) In respect of loans granted and outstanding as on the balance sheet date, no amount is overdue and hence reporting under clause 3(iii)(d) is not applicable.
- e) In our opinion, no such loan or advance in the nature of loan granted which has fallen due during the year, has been renewed or extended or fresh loans granted to settle the over dues of existing loans given to the same parties.
- f) In our opinion, the company has granted loans or advances in the nature of loans either repayable on demand or without specifying any terms or period of repayment. The details of which has been specified below:

*(Figures in INR Lakhs)*

<b>Particulars</b>	<b>All Parties</b>	<b>Promoters</b>	<b>Related Parties</b>
<b>Aggregate of Loans / advances in nature of loan</b>			
- Repayable on demand	15,295.37	-	12,597.17
- Agreement does not specify any terms or period of repayment	-	-	-
<b>Total Loans</b>	<b>15,295.37</b>	<b>-</b>	<b>12,597.17</b>
<b>% of loans / advances in nature of loan to total loans</b>			
- Repayable on demand	100.00%	-	100.00%
- Agreement does not specify any terms or period of repayment	-	-	-
<b>Total Loans</b>	<b>100.00%</b>	<b>-</b>	<b>100.00%</b>

- 4) In our opinion and according to the information and explanations given to us, the company has complied with the provisions of Sections 185 and 186 of the Companies Act, 2013 in respect of loans granted, investments made and guarantees and securities provided, as applicable.
- 5) In our opinion and according to the information and explanations given to us, the company did not receive any deposits covered under sections 73 to 76 of the Companies Act and the rules framed there under with regard to the deposits accepted from public during the year. Hence, reporting under clause 3(v) of the order is not applicable.

6) Maintenance of cost records has not been specified by the Central Government under sub section (1) of Section 148 of the Companies Act, 2013 and hence, the company is not liable to maintain such accounts and records.

7) In respect of statutory dues:

a) In our opinion, the company has generally been regular in depositing undisputed statutory dues, including Goods and Services Tax, Provident Fund, Employees' State Insurance, Income Tax, Sales Tax, Service Tax, duty of Custom, duty of Excise, Value Added Tax, Cess and other material statutory dues applicable to it with the appropriate authorities.

There were no undisputed amounts payable in respect of Goods & Service Tax, Provident Fund, Employees' State Insurance, Income Tax, Sales Tax, Service Tax, duty of custom, duty of Excise, Value Added Tax, Cess and other material statutory dues in arrears as at March 31, 2023 for a period of more than 6 months from the date they became payable except:

Name of the Statute	Nature of the dues	Period (A.Y.)	Amount (in Lakhs)	Remarks
Sales Tax / VAT, West Bengal	Central Sales Tax	2015-16	16.73	Demands from CST. Present obligation as a result of past events but not recognized as debt because, it is not probable that an outflow of resources embodying economic benefits will be required to settle the obligation. Hence, considered as contingent as per Ind AS – 37. (Refer note 32 of standalone financial statements.)
Sales Tax / VAT, Tamil Nadu	Central Sales Tax	2013-14	2.89	
Sales Tax / VAT, Tamil Nadu	Central Sales Tax	2014-15	18.23	
Sales Tax / VAT, Chandigarh	Central Sales Tax	2014-15	1.62	

b) Details of statutory dues referred to in sub – clause (a) above which have not been deposited as on March 31, 2023 on account of disputes are given below:

Name of the statute	Nature of the dues	Period (A.Y.)	Amount (In Lakhs)	Forum where dispute is pending
Sales Tax / VAT, Haryana	Central Sales Tax	2013-14	34.70	Tribunal
Sales Tax / VAT, Haryana	Central Sales Tax	2014-15	5.09	Tribunal
Sales Tax / VAT, Haryana	Central Sales Tax	2015-16	7.45	Tribunal
Sales Tax / VAT, Bihar	Central Sales Tax	2011-12	29.19	Tribunal
Sales Tax / VAT, Bihar	Central Sales Tax	2012-13	9.75	Tribunal
Sales Tax / VAT, Bihar	Central Sales Tax	2013-14	7.46	Tribunal
Sales Tax / VAT, Uttar Pradesh	Central Sales Tax	2011-12	25.18	Tribunal
Sales Tax / VAT, Uttar Pradesh	Central Sales Tax	2013-14	44.51	Tribunal
Sales Tax / VAT, Karnataka	Central Sales Tax	2011-12	31.12	High Court
Sales Tax / VAT, Karnataka	Central Sales Tax	2012-13	52.99	High Court
Sales Tax / VAT, Karnataka	Central Sales Tax	2013-14	36.78	Tribunal
Sales Tax / VAT, Karnataka	Central Sales Tax	2014-15	26.05	Tribunal
Sales Tax / VAT, Gujarat	Central Sales Tax	2013-14	10.14	Tribunal

Name of the statute	Nature of the dues	Period (A.Y.)	Amount (In Lakhs)	Forum where dispute is pending
Sales Tax / VAT, Gujarat	Central Sales Tax	2014-15	185.37	High Court
Sales Tax / VAT, Gujarat	Central Sales Tax	2015-16	7.33	Tribunal
Sales Tax / VAT, Maharashtra	Central Sales Tax	2015-16	147.14	Tribunal
Sales Tax / VAT, Maharashtra	Central Sales Tax	2016-17	87.04	Tribunal
Sales Tax / VAT, Maharashtra	Central Sales Tax	2017-18	37.04	Tribunal
Sales Tax / VAT, Madhya Pradesh	Central Sales Tax	2015-16	53.00	Tribunal
Sales Tax / VAT, Madhya Pradesh	Central Sales Tax	2017-18	12.55	Tribunal
Sales Tax / VAT, Andhra Pradesh	Central Sales Tax	2015-16	13.29	High Court
Service Tax	Service Tax	2014-18	490.92	Supt. Group 52, GST Audit 01, Delhi, Circle VI

- 8) There were no transactions relating to previously unrecorded income that have been surrendered or disclosed as income during the year in the tax assessments under the Income Tax Act, 1961 (43 of 1961).
- 9) a) Based on our audit procedures performed for the purpose of reporting the true and fair view of the standalone Ind AS financial statements and according to the information and explanations given to us by the management, the company has not defaulted in repayment of dues to financial institutions and banks with respect to loans, other borrowings or in the payment of interest to any lender.
- b) The company has not been declared wilful defaulter by any bank or financial institution or government or any government authority.
- c) The company has not taken any term loan during the year and there are no outstanding term loans as at the beginning of the year and hence, reporting under clause 3(ix)(c) of the Order is not applicable.
- d) On an overall examination of the financial statements of the company, funds raised on short-term basis have, prima facie, not been used during the year for long-term purposes by the company.
- e) On an overall examination of the financial statements of the company, the company has not taken any funds from any entity or person on account of or to meet the obligations of its subsidiaries, associates and joint ventures.
- f) On the examination of the financial statements of the company and on analysis of the sanction letters being made available to us in respect of cash credit and working capital limits being sanctioned to the company, we report that during the year the company has not raised any loans on the pledge of securities held in its subsidiaries, joint ventures or associate companies. Hence, reporting under clause 3(ix)(f) of the Order is not applicable.
- 10) a) The company has not raised moneys by way of initial public offer or further public offer (including debt instruments) during the year and hence reporting under clause 3(x)(a) of the Order is not applicable.

- b) During the year, the company has not made any preferential allotment or private placement of shares or convertible debentures (fully, partially or optionally convertible) and hence reporting under clause 3(x)(b) of the Order is not applicable.
- 11) a) No fraud by the company and no material fraud on the company has been noticed or reported during the year.
- b) No report under sub-section (12) of section 143 of the Companies Act has been filed in Form ADT-4 as prescribed under rule 13 of Companies (Audit and Auditors) Rules, 2014 with the Central Government, during the year and up to the date of this report.
- c) No whistle blower complaints have been received by the company during the year (and up to the date of this report), hence did not have impact in determining the nature, timing and extent of our audit procedures.
- 12) The company is not a Nidhi Company and hence reporting under clause (xii) of the Order is not applicable.
- 13) In our opinion, the company is in compliance with Section 177 and 188 of the Companies Act, 2013 with respect to applicable transactions with the related parties and the details of related party transactions have been disclosed in the standalone financial statements as required by the applicable accounting standards.
- 14) a) In our opinion the Company has an adequate internal audit system commensurate with the size and the nature of its business.
- b) We have considered, internal audit reports for the year under audit, issued to the Company during the year, in determining the nature, timing and extent of our audit procedures.
- 15) In our opinion during the year the Company has not entered into any non-cash transactions with its Directors or persons connected with its directors and hence provisions of section 192 of the Companies Act, 2013 are not applicable to the Company.
- 16) a) In our opinion, the Company is not required to be registered under section 45-IA of the Reserve Bank of India Act, 1934. Hence, reporting under clause 3(xvi)(a), (b) & (c) of the Order is not applicable.
- b) In our opinion, there is no core investment company within the Group (as defined in the Core Investment Companies (Reserve Bank) Directions, 2016 and accordingly reporting under clause 3(xvi)(d) of the Order is not applicable.
- 17) The company has not incurred cash losses during the current financial year and in the financial year immediately preceding the current financial year.
- 18) There has been no resignation of the statutory auditors of the Company during the year. Hence, reporting under clause 3(xviii) is not applicable.
- 19) On the basis of financial ratios, ageing and expected dates of realization of financial assets and payment of financial liabilities, other information accompanying the financial statements and our knowledge of the Board of Directors and Management plans and based on our examination of the evidence supporting the assumptions, nothing has come to our attention, which causes us to believe that any material uncertainty exists as on the date of the audit report indicating that the Company is not capable of meeting its liabilities existing at the date of balance sheet as and when they fall due within a period of one year from the balance sheet date. We, however, state that this is not an assurance as to the future viability of the Company. We further state that our reporting is based on the facts up to the date of audit report and we neither give any guarantee nor any assurance that all



the liabilities falling due within a period of one year from the balance sheet date, will get discharged by the company as and when they fall due.

- 20) On an overall examination of the financial statements of the company for the F.Y. 2022-23, we are of the opinion that, during the year ended on March 31, 2023 the company was not liable to incur any expenditure towards corporate social responsibility (CSR Expenditure). Hence, reporting under clause 3(xx) (a) & (b) is not applicable.
- 21) The reporting under clause 3(xxi) of the Order is not applicable in respect of the audit of the standalone Ind AS financial statements. Accordingly, no comment in respect of the said clause has been included in this report.

**For Mukesh Raj & Co.**  
*Chartered Accountants*  
**ICAI Firm Registration Number: 016693N**

**Mukesh Goel**  
Partner  
**ICAI Membership Number: 094837**  
**UDIN: 23094837BGVUKX9753**

**Place: Noida, Uttar Pradesh**  
**Date: May 26, 2023**

**BALANCE SHEET AS AT 31<sup>st</sup> MARCH, 2023**

(₹ in Lacs)

Particulars	Note No.	As at 31-Mar-23	As at 31-Mar-22
<b>ASSETS</b>			
<b>(1) Non - current assets</b>			
(a) Property, plant and equipment	3	22.64	16.64
(b) Investment property	4	98.04	98.04
(c) Financial assets	5		
(i) Investments	5 (a)	13,618.87	12,705.75
(ii) Other financial asset	5 (b)	362.88	416.12
(d) Deferred tax assets (net)	6	-	717.41
(e) Other non - current assets	7	1,173.11	1,062.35
<b>Total non - current assets (A)</b>		<b>15,275.54</b>	<b>15,016.31</b>
<b>(2) Current assets</b>			
(a) Inventories	8	94.51	339.53
(b) Financial assets	9		
(i) Investments	9 (a)	27.78	26.80
(ii) Trade receivables	9 (b)	26,444.93	21,115.33
(iii) Cash and cash equivalents	9 (c)	252.44	597.21
(iv) Bank balances other than (iii) above	9 (d)	12.00	493.85
(v) Loans	9 (e)	13,946.27	13,012.58
(vi) Other financial asset	9 (f)	2,796.97	249.74
(c) Current tax assets (net)		359.63	228.44
(d) Other current assets	10	149.32	2,597.56
<b>Total current assets (B)</b>		<b>44,083.85</b>	<b>38,661.04</b>
<b>Total assets (A+B)</b>		<b>59,359.39</b>	<b>53,677.35</b>
<b>EQUITY AND LIABILITIES</b>			
<b>Equity</b>			
(a) Equity share capital	11	8,585.72	8,581.42
(b) Other equity		32,436.34	28,846.32
<b>Total Equity (C)</b>		<b>41,022.06</b>	<b>37,427.74</b>
<b>Liabilities</b>			
<b>(1) Non - current liabilities</b>			
(a) Financial Liabilities	12		
(i) Borrowings	12 (a)	-	125.00
(b) Provisions	13	8.19	61.15
(c) Deferred tax liabilities (net)	6	37.60	-
<b>Total non - current liabilities (D)</b>		<b>45.79</b>	<b>186.15</b>

Particulars	Note No.	(₹ in Lacs)	
		As at 31-Mar-23	As at 31-Mar-22
<b>(2) Current liabilities</b>			
(a) Financial Liabilities	14		
(i) Borrowings	14 (a)	-	1,837.96
(ii) Trade Payables	14 (b)		
(a) total outstanding dues of micro enterprises and small enterprises; and		0.33	-
(b) total outstanding dues of creditors other than micro enterprises and small enterprises.		18,045.00	13,600.47
(iii) Other financial liabilities (other than those specified in item (a))	14 (c)	38.75	78.14
(b) Other current liabilities	15	135.64	52.02
(c) Provisions		2.00	-
(d) Current tax liabilities (net)		69.82	494.87
<b>Total current liabilities (E)</b>		<b>18,291.54</b>	<b>16,063.46</b>
<b>Total liabilities (D+E)</b>		<b>18,337.33</b>	<b>16,249.61</b>
<b>Total Equity and Liabilities</b>		<b>59,359.39</b>	<b>53,677.35</b>

See accompanying notes forming part of standalone Ind AS financial statements

1 to 40

The accompanying notes are an integral part of the financial statements

As per our report of even date

**For Mukesh Raj & Co.**

Chartered Accountants  
ICAI Firm Registration No. : 016693N

**Mukesh Goel**

Partner  
Membership No.: 094837

**Place:** Noida (Uttar Pradesh)

**Date:** May 26, 2023

**For and on behalf of the Board of Directors of  
Optiemus Infracom Limited**

**Ashok Gupta**  
Executive Chairman  
DIN: 00277434

**Parveen Sharma**  
Chief Financial Officer  
PAN: ATWPS6301D

**Neetesh Gupta**  
Director  
DIN : 00030782

**Vikas Chandra**  
Company Secretary  
PAN: AFGPC4820F

**PROFIT AND LOSS STATEMENT FOR THE YEAR ENDED 31<sup>st</sup> MARCH, 2023**

₹ in Lacs except Earning Per Share

Particulars	Notes	For the year ended 31-Mar-23	For the year ended 31-Mar-22
I Revenue from Operations	16	59,727.15	42,973.02
II Other income	17	4,650.33	4,311.89
<b>III Total income (I+II)</b>		<b>64,377.48</b>	<b>47,284.91</b>
<b>IV Expenses</b>			
- Purchase of traded goods	18	54,311.70	40,540.48
- (Increase)/ decrease in inventories of traded goods	19	245.02	285.24
- Employee benefits expense	20	478.94	464.84
- Finance cost	21	97.87	350.07
- Depreciation and amortization expense	22	3.32	5.39
- Other expenses	23	4,975.57	3,061.88
<b>Total Expenses (IV)</b>		<b>60,112.42</b>	<b>44,707.90</b>
<b>V Profit / (Loss) before exceptional items and tax (III-IV)</b>		<b>4,265.06</b>	<b>2,577.01</b>
VI Exceptional Items		-	-
<b>VII Profit / (Loss) before tax (V-VI)</b>		<b>4,265.06</b>	<b>2,577.01</b>
VIII Tax expense:	6		
(1) Current Tax		(307.77)	(816.97)
(2) Adjustment of tax related to earlier years		277.94	79.09
(3) Deferred Tax		(754.99)	13.51
<b>IX Profit / (Loss) for the period from continuing operations (VII-VIII)</b>		<b>3,480.25</b>	<b>1,852.64</b>
X Other Comprehensive Income			
A. (i) Items that will not be reclassified to profit or loss		(0.74)	4.60
(ii) Income tax relating to items that will not be reclassified to profit or loss		-	-
B. (i) Items that will be reclassified to profit or loss		-	-
(ii) Income tax relating to items that will be reclassified to profit or loss		-	-

₹ in Lacs except Earning Per Share

Particulars	Notes	For the year ended 31-Mar-23	For the year ended 31-Mar-22
XI <b>Total comprehensive income for the period (IX + X)</b> (Comprising Profit/ (Loss) and Other Comprehensive Income for the period)		3,479.50	1,857.24
XII <b>Earnings per equity share (for continuing operation) :</b> Basic	24	4.05	2.16
XIII <b>Earnings per equity share (for continuing operation) :</b> Diluted	24	4.04	2.16

See accompanying notes forming part of standalone Ind AS financial statements 1 to 40

The accompanying notes are an integral part of the financial statements

As per our report of even date

**For Mukesh Raj & Co.**  
Chartered Accountants  
ICAI Firm Registration No. : 016693N

**Mukesh Goel**  
Partner  
Membership No.: 094837

**Place:** Noida (Uttar Pradesh)  
**Date:** May 26, 2023

**For and on behalf of the Board of Directors of  
Optiemus Infracom Limited**

**Ashok Gupta**  
Executive Chairman  
DIN: 00277434

**Parveen Sharma**  
Chief Financial Officer  
PAN: ATWPS6301D

**Neetesh Gupta**  
Director  
DIN : 00030782

**Vikas Chandra**  
Company Secretary  
PAN: AFGPC4820F

**CASH FLOW STATEMENT FOR THE YEAR ENDED 31<sup>st</sup> MARCH, 2023**

Particulars	₹ in Lacs	
	Year ended 31-Mar-23	Year ended 31-Mar-22
<b>A Cash flow from operating activities</b>		
Profit before tax from		
Continuing operations	4,265.06	2,577.01
	<u>4,265.06</u>	<u>2,577.01</u>
<b>Profit before tax</b>	<b>4,265.06</b>	<b>2,577.01</b>
<b>Adjustments to reconcile profit before tax to net cash flows:</b>		
Depreciation of property, plant and equipment	3.32	5.39
Bad debts and advances written off	4,241.77	1,734.06
Provision of Gratuity made	8.97	4.31
Investments written off	0.12	361.98
Finance costs (including fair value change in financial instruments)	97.87	350.07
Foreign exchange gain/ loss	8.18	52.40
Profit on sale of property, plant and equipment	(0.67)	-
Excess liabilities written back	(2,270.88)	(2,636.85)
Interest income	(1,464.75)	(1,644.11)
Fair value gain on financial instruments at fair value through profit or loss	(914.03)	(2.65)
	<u>3,974.96</u>	<u>801.61</u>
<b>Operating profit before working capital changes</b>	<b>3,974.96</b>	<b>801.61</b>
<b>Working Capital Adjustments :</b>		
(Increase)/ Decrease in trade and other receivables and prepayments	(9,814.16)	(8,172.00)
(Increase)/Decrease in inventories	245.03	285.24
Increase in trade and other payables and provision	6,564.13	12,440.48
	<u>969.96</u>	<u>5,355.33</u>
<b>Cash generated from operations</b>	<b>969.96</b>	<b>5,355.33</b>
Income Tax Paid	(584.09)	(38.61)
	<u>385.87</u>	<u>5,316.72</u>
<b>Net cash flow generated from operating activities (A)</b>	<b>385.87</b>	<b>5,316.72</b>
<b>B Cash flow from investing activities</b>		
Acquisition of property, plant and equipment and intangible assets	(11.94)	-
Proceeds from sale of property, plant and equipment	3.28	-
Acquisition of investment in subsidiary including advances	(0.19)	(6,379.20)
Proceeds from fixed deposits with original maturities more than 3 months (net)	478.99	0.18
Repayment of loans received / (loans given)	(868.68)	35.54
Interest received	1,488.92	1,637.77
	<u>1,090.38</u>	<u>(4,705.71)</u>
<b>Net cash flow generated from/(used in) investing activities (B)</b>	<b>1,090.38</b>	<b>(4,705.71)</b>

Particulars	₹ in Lacs	
	Year ended 31-Mar-23	Year ended 31-Mar-22
<b>C Cash flow from financing activities</b>		
Issue of Equity share capital	4.30	-
Proceeds from / (repayment) of term loans	-	(175.00)
Proceeds from / (repayment) of short-term borrowings (net)	(1,837.96)	(1,082.88)
Finance costs paid	(97.87)	(350.07)
Security Premium Reserve	110.51	-
<b>Net cash flow generated from/(used in) financing activities (C)</b>	<b>(1,821.02)</b>	<b>(1,607.95)</b>
<b>Net (decrease)/increase in cash &amp; cash equivalents [(A)+(B)+(C)]</b>	<b>(344.77)</b>	<b>(996.94)</b>
Cash and cash equivalents at the beginning of the year	597.21	1,594.15
<b>Cash and cash equivalents at the end of the year</b>	<b>252.44</b>	<b>597.21</b>
<b>Components of cash and cash equivalents</b>		
Balances with banks in current accounts	252.15	596.89
Cash on hand	0.29	0.32
	<b>252.44</b>	<b>597.21</b>

See accompanying notes forming part of standalone Ind AS financial statements

1 to 40

**Note:** The above Standalone Statement of Cash Flows has been prepared under the "Indirect Method" as set out in Ind AS 7 "Statement of Cash Flows".

As per our report of even date

**For Mukesh Raj & Co.**

Chartered Accountants

ICAI Firm Registration No. : 016693N

**Mukesh Goel**

Partner

Membership No.: 094837

**Place:** Noida (Uttar Pradesh)

**Date:** May 26, 2023

**For and on behalf of the Board of Directors of  
Optiemus Infracom Limited**

**Ashok Gupta**

Executive Chairman

DIN: 00277434

**Parveen Sharma**

Chief Financial Officer

PAN: ATWPS6301D

**Neetesh Gupta**

Director

DIN : 00030782

**Vikas Chandra**

Company Secretary

PAN: AFGPC4820F

**STATEMENT OF CHANGES IN EQUITY FOR THE YEAR ENDED 31<sup>st</sup> MARCH, 2023**

**(1) Current Reporting Period**

**(A) Equity Share Capital**

Balance at the beginning of the current reporting period	Changes in equity share capital due to prior period*	Restated Balance at the beginning of current reporting period	Changes in Equity Share Capital during the year	Balance at the end of the current reporting period
8,581.42	-	8,581.42	4.30	<b>8,585.72</b>

**(B) Other equity**

Particulars	Reserves and Surplus				Total
	General reserve	Security premium reserve	Retained earnings	Equity settled employee benefit reserve	
<b>As at April 01, 2022</b>	<b>260.93</b>	-	<b>28,585.39</b>	-	<b>28,846.32</b>
Add: Profit for the year	-	-	3,480.25	-	3,480.25
Add: Share based payment expenses - own share	-	-	-	61.94	61.94
Add: Share based payment expenses - subsidiary share	-	-	-	52.87	52.87
Add: other comprehensive income	-	-	(0.74)	-	(0.74)
Add: Transfer from ESOP reserve on exercise of employee stock option	-	110.51	-	-	110.51
Less: Issue of equity share	-	-	-	(4.30)	(4.30)
Less: Transfer to security premium account on exercise of employee stock option	-	-	-	(110.51)	(110.51)
<b>Total comprehensive income</b>	-	-	<b>3,479.51</b>	-	<b>3,479.51</b>
<b>As at March 31, 2023</b>	<b>260.93</b>	<b>110.51</b>	<b>32,064.90</b>	-	<b>32,436.34</b>

**(2) Previous reporting period**

**(A) Equity share capital**

Balance at the beginning of the current reporting period	Changes in equity share capital due to prior period*	Restated Balance at the beginning of current reporting period	Changes in Equity Share Capital during the year	Balance at the end of the current reporting period
8,581.42	-	8,581.42	-	<b>8,581.42</b>



**(B) Other Equity**

Particulars	Reserves and Surplus				Total
	General reserve	Security premium reserve	Retained earnings	Equity settled employee benefit reserve	
<b>As at April 01, 2021</b>	<b>260.93</b>	-	<b>26,728.15</b>	-	<b>26,989.08</b>
Profit for the year	-	-	1,852.64	-	1,852.64
Add: Share based payment expenses - Own Share	-	-	-	-	-
Add: Share based payment expenses - Subsidiary Share	-	-	-	-	-
Add: Other Comprehensive Income	-	-	4.60	-	4.60
<b>Total Comprehensive Income</b>	-	-	<b>1,857.24</b>	-	<b>1,857.24</b>
<b>As at March 31, 2022</b>	<b>260.93</b>	-	<b>28,585.39</b>	-	<b>28,846.32</b>

\* There are no changes in equity share capital and other equity due to prior period errors.

**Nature and Purpose of Reserves:**

(a) **Retained Earnings:** Retained earnings are the profits that the company has earned till date, less any transfers to general reserve, dividends or other distributions paid to shareholders.

Remeasurements of Net Defined Benefit Plans: Differences between the interest income on plan assets and the return actually achieved, and any changes in the liabilities over the year due to changes in actuarial assumptions or experience adjustments within the plans, are recognised in other comprehensive income and adjusted to retained earnings.

(b) **Securities Premium:** The securities premium account is used to record the premium on issue of shares and is utilised in accordance with the provisions of the Companies Act, 2013.

(c) **General Reserve:** The general reserve is used from time to time to transfer profits from retained earnings for appropriation purposes, as the same is created by transfer from one component of equity to another.

(d) **Equity Settled Employee Benefit Reserve:** The equity settled employee benefit reserve is used to recognise the compensation related to share based awards issued to employees under Company's Share based payment scheme.

Summary of significant accounting policies

Note 02

The accompanying notes are an integral part of the financial statements

As per our report of even date

**For Mukesh Raj & Co.**  
Chartered Accountants  
ICAI Firm Registration No. : 016693N

**Mukesh Goel**  
Partner  
Membership No.: 094837

**Place:** Noida (Uttar Pradesh)  
**Date:** May 26, 2023

**For and on behalf of the Board of Directors of  
Optiemus Infracom Limited**

**Ashok Gupta**  
Executive Chairman  
DIN: 00277434

**Parveen Sharma**  
Chief Financial Officer  
PAN: ATWPS6301D

**Neetesh Gupta**  
Director  
DIN : 00030782

**Vikas Chandra**  
Company Secretary  
PAN: AFGPC4820F

## **NOTES FORMING PART OF THE FINANCIAL STATEMENT**

### **1. Corporate Information**

Optiemus Infracom Limited (“the Company”) is a public company incorporated on June 17, 1993; equity shares of the company are listed on Bombay Stock Exchange and National Stock Exchange. The Company is primarily engaged in the trading of mobile handsets and mobile accessories. The company is a public limited company incorporated and domiciled in India and has its registered office at New Delhi.

These financial statements are authorized for issue in accordance with a resolution of the directors on May 26, 2023.

### **2. Significant Accounting Policies**

#### **2.1 Basis of Preparation**

These financial statements are prepared in accordance with Indian Accounting Standards (Ind AS) notified under Companies (Indian Accounting Standards) Rules 2015, read with Section 133 of Companies Act 2013.

These financial statements have been prepared on historical cost basis, except for certain financial instruments which are measured at fair value at the end of each reporting period, as explained in the accounting policies below. Historical cost is generally based on the fair value of the consideration given in exchange for goods and services. Fair value is the price that would be received to sell an asset or paid to transfer a liability in an orderly transaction between market participants at the measurement date.

#### **2.2 Summary of Significant Accounting Policies**

##### **2.2.1 Use of Estimates**

The preparation of financial statements in conformity with Ind AS recognition and measurement principles and, in particular, making the critical accounting judgments require the use of estimates and assumptions that affect the reported amounts of assets, liabilities, revenues and expenses. Management reviews its estimates on an ongoing basis using currently available information. Changes in facts and circumstances or obtaining new information or more experience may result in revised estimates, and actual results could differ from those estimates.

##### **2.2.2 Classification of Assets and Liabilities as Current or Non-Current**

The Company presents current and non-current assets, and current and non-current liabilities, as separate classifications in its statement of financial position on the basis of realization of assets.

An asset is classified as current when it is:

- expected to be realized or intended to be sold or consumed in the normal operating cycle
- held primarily for the purpose of trading
- expected to be realized within twelve months after the reporting period, or
- cash or cash equivalent unless restricted from being exchanged or used to settle a liability for at least twelve months after the reporting period

A liability is classified as current when:

- it is expected to be settled in the normal operating cycle
- it is held primarily for the purpose of trading
- it is due to be settled within twelve months after the reporting period, or

- there is no unconditional right to defer the settlement of the liability for at least twelve months after the reporting period

All other assets and liabilities are classified as non-current. Deferred tax assets and liabilities are classified as non-current assets and liabilities.

### **2.2.3 Business combination and goodwill**

Business combinations are accounted for using the acquisition method. The cost of an acquisition is measured as the aggregate of the consideration transferred measured at acquisition date fair value and the amount of any non-controlling interests in the acquiree. For each business combination, the Company elects whether to measure the non-controlling interests in the acquiree at fair value or at the proportionate share of the acquiree's identifiable net assets. Acquisition-related costs are expensed as incurred.

At the acquisition date, the identifiable assets acquired and the liabilities assumed are recognized at their acquisition date fair values. For this purpose, the liabilities assumed include contingent liabilities representing present obligation and they are measured at their acquisition fair values irrespective of the fact that outflow of resources embodying economic benefits is not probable. However, the following assets and liabilities acquired in a business combination are measured at the basis indicated below:

- Deferred tax assets or liabilities, and the assets or liabilities related to employee benefit arrangements are recognized and measured in accordance with Ind AS 12 Income Tax and Ind AS 19 Employee Benefits respectively.

When the Company acquires a business, it assesses the financial assets and liabilities assumed for appropriate classification and designation in accordance with the contractual terms, economic circumstances and pertinent conditions as at the acquisition date. This includes the separation of embedded derivatives in host contracts by the acquiree.

If the business combination is achieved in stages, any previously held equity interest is re-measured at its acquisition date fair value and any resulting gain or loss is recognised in profit or loss or OCI, as appropriate. Any contingent consideration to be transferred by the acquirer is recognised at fair value at the acquisition date. Contingent consideration classified as an asset or liability that is a financial instrument and within the scope of Ind AS 109 Financial Instruments, is measured at fair value with changes in fair value recognised in profit or loss. If the contingent consideration is not within the scope of Ind AS 109, it is measured in accordance with the appropriate Ind AS. Contingent consideration that is classified as equity is not re-measured at subsequent reporting dates and subsequent its settlement is accounted for within equity.

Goodwill is initially measured at cost, being the excess of the aggregate of the consideration transferred and the amount recognized for non-controlling interests, and any previous interest held, over the net identifiable assets acquired and liabilities assumed. If the fair value of the net assets acquired is in excess of the aggregate consideration transferred, the Company re-assesses whether it has correctly identified all of the assets acquired and all of the liabilities assumed and reviews the procedures used to measure the amounts to be recognised at the acquisition date. If the reassessment still results in an excess of the fair value of net assets acquired over the aggregate consideration transferred, then the gain is recognised in OCI and accumulated in equity as capital reserve. However, if there is no clear evidence of bargain purchase, the entity recognises the gain directly in equity as capital reserve, without routing the same through OCI.

After initial recognition, goodwill is measured at cost less any accumulated impairment losses. For the purpose of impairment testing, goodwill acquired in a business combination is, from the acquisition date, allocated to each of the Company cash-generating units that are expected to benefit from the combination, irrespective of whether other assets or liabilities of the acquiree are assigned to those units.

Cash generating unit to which goodwill has been allocated is tested for impairment annually, or more frequently when there is an indication that the unit may be impaired. If the recoverable amount of the cash generating unit is less than its carrying amount, the impairment loss is allocated first to reduce the carrying amount of any goodwill allocated to the unit and then to the other assets of the unit pro rata based on the carrying amount of each asset in the unit.

Any impairment loss for goodwill is recognised in profit or loss. An impairment loss recognised for goodwill is not reversed in subsequent periods. Where goodwill has been allocated to a cash-generating unit and part of the operation within that unit is disposed of, the goodwill associated with the disposed operation is included in the carrying amount of the operation when determining the gain or loss on disposal. Goodwill disposed in these circumstances is measured based on the relative values of the disposed operation and the portion of the cash-generating unit retained.

If the initial accounting for a business combination is incomplete by the end of the reporting period in which the combination occurs, the Company reports provisional amounts for the items for which the accounting is incomplete.

Those provisional amounts are adjusted through goodwill during the measurement period, or additional assets or liabilities are recognized, to reflect new information obtained about facts and circumstances that existed at the acquisition date that, if known, would have affected the amounts recognized at that date. These adjustments are called as measurement period adjustments. The measurement period does not exceed one year from the acquisition date.

#### **2.2.4 Revenue Recognition**

The Company derives revenues primarily from sale of mobile handsets and mobile accessories.

##### **Sale of Products:**

Revenue from sale of goods is recognized when control of the products is being sold is transferred to our customer and when there are no longer any fulfilled obligations. The Performance Obligations in our contracts are fulfilled at the time of dispatch, delivery or upon formal customer acceptance depending on customer terms.

Revenue is measured on the basis of contracted price, after deduction of any trade discounts, volume rebates and any taxes or duties collected on behalf of the Government such as goods and services tax, etc. Accumulated experience is used to estimate the provision for such discounts and rebates. Revenue is only recognized to the extent that it is highly probable a significant reversal will not occur.

Our customers have the contractual right to return goods only when authorized by the Company. An estimate is made of the goods that will be returned and a liability is recognized for this amount using a best estimate based on accumulated experience.

The Company uses the percentage-of-completion method in accounting for its fixed price contracts. The use of percentage-of-completion method required the Company to estimate the efforts or costs expended to date as a proportion of the total efforts or costs to be expended. Efforts or costs expended have been used to measure progress towards completion as there is direct relationship between input and productivity. Provision for estimated losses, if any, on uncompleted contracts are recorded in the period in which such losses become probable based on the expected contract estimates at the reporting period.

#### **2.2.5 Interest Income**

Interest income is recorded using the effective interest rate (EIR). EIR is the rate that exactly discounts the estimated future cash payments or receipts over the expected life of the financial instrument or a shorter period, where appropriate, to the gross carrying amount of the financial asset. When calculating the effective rate, the company estimates the expected cash flows by

considering all the contractual terms of the financial instrument (for example, prepayment, extension) but does not consider the expected credit losses, Interest income is included in other income in the standalone financial statement of profit and loss.

### 2.2.6 Property, Plant and Equipment

Property, plant and equipment is recorded at cost less accumulated depreciation and impairment. Cost includes all related costs directly attributable to the acquisition or construction of the asset.

Each part of an item of property, plant and equipment with a cost that is significant in relation to the total cost of the item is depreciated separately using written down value method.

Major improvements, which add to productive capacity or extend the life of an asset, are capitalized, while repairs and maintenance are expensed as incurred. Where a property, plant and equipment comprises major components having different useful lives, these components are accounted for as separate items. The depreciation expense is recognized in the statement of profit or loss in the expense category consistent with the function of the property, plant and equipment.

Depreciation is provided for property, plant and equipment on written down value basis so as to expense the written down value over their estimated useful lives based on a technical evaluation. The estimated useful lives and residual values are reviewed at the end of each reporting period, with the effect of any change in estimate accounted for on a prospective basis.

**The estimated useful lives are as mentioned below:**

Type of Asset	Useful Lives
Buildings	60 years
Plant & Equipment	12 – 15 years
Computer Equipment	3 years
Vehicles	8 – 10 years
Office Equipment	5 years
Furniture and Fixtures	10 years

Property, plant and equipment under construction is recorded as capital work-in-progress until it is ready for its intended use; thereafter it is transferred to the related class of property, plant and equipment and depreciated over its estimated useful life. Interest incurred during construction is capitalized if the borrowing cost is directly attributable to the construction.

Gains or losses arising from de-recognition of a property, plant and equipment are measured as the difference between the net disposal proceeds and the carrying amount of the asset and are recognized in the statement of profit or loss when the asset is de-recognized.

The residual values and useful lives of property, plant and equipment are reviewed at each reporting date and adjusted if expectations differ from previous estimates. Depreciation methods applied to property, plant and equipment are reviewed at each reporting date and changed if there has been a significant change in the expected pattern of consumption of the future economic benefits embodied in the asset.

### 2.2.7 Intangible Assets

Intangible assets acquired separately are measured on initial recognition at cost. Following initial recognition, intangible assets are carried at cost less accumulated amortization and accumulated impairment losses, if any. Internally generated intangible assets, excluding capitalized development costs, are not capitalized and expenditure is recognized in the statement of profit or loss when it is incurred.

The useful lives of intangible assets are assessed as finite. Intangible assets are amortized over their useful economic lives and assessed for impairment whenever there is an indication that the intangible asset may be impaired. The amortization period and the amortization method are reviewed at least at the end of each reporting period. Changes in the expected useful life or the expected pattern of consumption of future economic benefits embodied in the asset are accounted for by changing the amortization period or method, as appropriate, and are treated as changes in accounting estimates. The amortization expense is recognized in the statement of profit or loss in the expense category consistent with the function of the intangible assets.

Gains or losses arising from de-recognition of an intangible asset are measured as the difference between the net disposal proceeds and the carrying amount of the asset and are recognized in the statement of profit or loss when the asset is de-recognized.

### **2.2.8 Impairment of Assets**

The Company assesses at each reporting date whether there is an indication that an asset may be impaired. If any indication exists, or when annual impairment testing for an asset is required, the Company estimates the asset's recoverable amount. An asset's recoverable amount is the higher of an asset's or Cash Generating Unit (CGU)'s fair value less costs of disposal and its value in use. It is determined for an individual asset, unless the asset does not generate cash inflows that are largely independent of those from other assets or company of assets. Where the carrying amount of an asset or CGU exceeds its recoverable amount, the asset is considered impaired and is written down to its recoverable amount.

In assessing value in use, the estimated future cash flows are discounted to their present value using a pre-tax discount rate that reflects current market assessments of the time value of money and the risks specific to the asset. In determining fair value less costs of disposal, recent market transactions are taken into account. If no such transactions can be identified, an appropriate valuation model is used. These calculations are corroborated by valuation multiples, quoted share prices for publicly traded companies or other available fair value indicators.

The Company bases its impairment calculation on detailed budgets and forecasts which are prepared separately for each of the Company's CGU to which the individual assets are allocated. These budgets and forecast calculations are generally covering a period of five years. A long-term growth rate is calculated and applied to project future cash flows after the fifth year.

Impairment losses are recognized in the statement of profit or loss in those expense categories consistent with the function of the impaired asset.

### **2.2.9 Financial instruments**

A financial instrument is any contract that gives rise to a financial asset of one entity and a financial liability or equity instrument of another entity.

#### **i. Financial assets**

##### **Initial recognition and measurement**

Financial assets are classified, at initial recognition, as financial assets at fair value through profit or loss, fair value through OCI or at amortized cost as appropriate. The Company determines the classification of its financial assets at initial recognition.

All financial assets are recognised initially at fair value plus, in the case of assets not at fair value through profit or loss, transaction costs that are attributable to the acquisition of the financial asset.

The Company has the following financial assets in its statement of financial position

- Investments
- Cash

- Bank Balances
- Trade Receivables
- Loans

### **Subsequent measurement**

The subsequent measurement of financial assets depends on their classification as described below:

#### **Financial assets at FVTPL or FVTOCI**

Financial assets at fair value through profit or loss include financial assets held for trading and financial assets designated upon initial recognition at fair value through profit or loss. Financial assets are classified as held-for-trading if they are acquired for the purpose of selling or repurchasing in the near term. Financial assets at fair value through profit and loss are carried in the statement of financial position at fair value with net changes in fair value presented as finance income (positive net changes in fair value) or finance costs (negative net changes in fair value) in the statement of profit or loss. The Company has not designated any financial assets upon initial recognition as at fair value through profit or loss.

If the company decides to classify an equity instrument as at FVTOCI, then all fair value changes on the instrument, excluding dividends, are recognized in the OCI. There is no recycling of the amounts from OCI to P&L, even on sale of investment. However, the company may transfer the cumulative gain or loss within equity.

#### **Financial assets at amortised cost**

This category is the most relevant to the Company. All Trade and Other Receivables, Loans and Advances fall under this category. After initial measurement, such financial assets are subsequently measured at amortised cost using the effective interest rate (EIR) method, less impairment. Amortised cost is calculated by taking into account any discount or premium on acquisition and fees or costs that are an integral part of the EIR. The EIR amortisation is included in finance income in the statement of profit or loss. The losses arising from impairment are recognised in the statement of profit or loss in finance costs for loans and in cost of sales or other operating expenses for receivables. This category generally applies to trade and other receivables.

#### **De-recognition**

A financial asset (or, where applicable, a part of a financial asset or part of a company of similar financial assets) is de-recognised when:

- The rights to receive cash flows from the asset have expired, or
- The Company has transferred its rights to receive cash flows from the asset or has assumed an obligation to pay the received cash flows in full without material delay to a third party under a 'pass-through' arrangement, and either the Company has transferred substantially all the risks and rewards of the asset or transferred control of the asset.

#### **Impairment of Financial Assets**

The objective of the company in recognising the impairment allowance is to recognise lifetime expected credit losses for all financial instruments for which there have been significant increases in credit risk since initial recognition-whether assessed on an individual or collective basis-considering all reasonable and supportable information, including that which is forward-looking.

Credit Losses are the difference between all contractual cash flows that are due to the

company in accordance with the contract and all the cash flows that the company expects to receive (i.e. all cash shortfalls), discounted at the original effective interest rate (or credit-adjusted effective interest rate for purchased or originated credit-impaired financial assets). Expected Credit Losses are the weighted average of credit losses with the respective risks of a default occurring as the weights.

The Company recognises a loss allowance for expected credit losses on a financial asset that is measured at amortized cost at each reporting date, at an amount equal to the lifetime expected credit losses if the credit risk on that financial instrument has increased significantly since initial recognition. When making the assessment, the company uses the change in the risk of a default occurring over the expected life of the financial instrument instead of the change in the amount of expected credit losses. To make that assessment, the company compares the risk of a default occurring on the financial instrument as at the reporting date with the risk of a default occurring on the financial instrument as at the date of initial recognition and consider reasonable and supportable information, that is available without undue cost or effort, that is indicative of significant increases in credit risk since initial recognition. The Company assumes that the credit risk on a financial instrument has not increased significantly since initial recognition if it is determined to have low credit risk at the reporting date.

If, at the reporting date, the credit risk on a financial instrument has not increased significantly since initial recognition, the company measures the loss allowance for that financial instrument at an amount equal to 12-month expected credit losses. For Trade receivables the company always measure the loss allowance at an amount equal to lifetime expected credit losses.

Evidence of impairment may include indications that the debtors or a company of debtors is experiencing significant financial difficulty, default or delinquency in interest or principal payments, the probability that they will enter bankruptcy or other financial re-organisation and where observable data indicate that there is a measurable decrease in the estimated future cash flows, such as changes in arrears or economic conditions that correlate with defaults.

For financial assets carried at amortised cost, the Company first assesses whether impairment exists individually for financial assets that are individually significant, or collectively for financial assets that are not individually significant. If the Company determines that no objective evidence of impairment exists for an individually assessed financial asset, whether significant or not, it includes the asset in a company of financial assets with similar credit risk characteristics and collectively assesses them for impairment. Assets that are individually assessed for impairment and for which an impairment loss is, or continues to be, recognised are not included in a collective assessment of impairment.

The Company measures expected credit losses of a financial instrument in a way that reflects an unbiased and probability-weighted amount that is determined by evaluating a range of possible outcomes, the time value of money; and the reasonable and supportable information that is available without undue cost or effort at the reporting date about past events, current conditions and forecasts of future economic conditions.

The carrying amount of the asset is reduced through the use of an allowance account and the amount of the loss is recognised in the statement of profit or loss. Interest income continues to be accrued on the gross carrying amount using the effective rate of interest unless the financial instrument is credit-impaired in which case the interest income is recognised on reduced carrying amount. The interest income is recorded as part of finance revenue in the statement of profit or loss.

Loans, together with the associated allowance are written off when there is no realistic prospect



of future recovery and all collateral has been realised or has been transferred to the Company. If, in a subsequent year, the amount of the estimated impairment loss increases or decreases because of an event occurring after the impairment was recognised, the previously recognised impairment loss is increased or reduced by adjusting the allowance account. If a write-off is later recovered, the recovery is credited to profit or loss.

## **ii. Financial Liabilities**

The Company has the following financial liabilities in its statement of financial position

- Borrowings
- Trade payables
- Other Financial Liabilities

### **Initial recognition and measurement**

Financial liabilities are classified, at initial recognition, as financial liabilities at fair value through profit or loss, loans and borrowings, payables, or as derivatives designated as hedging instruments in an effective hedge, as appropriate.

All financial liabilities are recognised initially at fair value and, in the case of loans and borrowings and payables, net of directly attributable transaction costs.

### **Subsequent measurement**

The measurement of financial liabilities depends on their classification, as follows:

#### **Financial liabilities at fair value through profit or loss**

Financial liabilities at fair value through profit or loss include financial liabilities held-for-trading and financial liabilities designated upon initial recognition as at fair value through profit or loss.

Financial liabilities are classified as held-for-trading if they are acquired for the purpose of selling in the near term. Gains or losses on liabilities held-for-trading are recognised in the statement of profit or loss. Financial liabilities designated upon initial recognition at fair value through profit or loss are designated at the initial date of recognition, and only if the criteria in Ind AS109 are satisfied. The Company has not designated any financial liabilities as at fair value through profit or loss.

#### **Financial liabilities at amortised cost**

This is the category most relevant to the Company. After initial recognition, financial liabilities are subsequently measured at amortised cost using the effective interest rate method. Gains and losses are recognised in the statement of profit or loss when the liabilities are de-recognised as well as through the effective interest rate method (EIR) amortisation process.

Amortised cost is calculated by taking into account any discount or premium on acquisition and fees or costs that are an integral part of the EIR. The EIR amortisation is included in finance costs in the statement of profit or loss.

This category generally applies to notes payable, short-term loans and overdrafts.

## **iii. Offsetting of financial instruments**

Financial assets and financial liabilities are offset with the net amount reported in the consolidated statement of financial position only if there is a current enforceable legal right to offset the recognised amounts and an intent to settle on a net basis, or to realise the assets and settle the liabilities simultaneously.

#### **iv. Fair Value of Financial Instruments**

Fair Value is the price that would be received to sell an asset or paid to transfer a liability in an orderly transaction between market participants at the measurement date. The fair values of the financial instruments are not materially different at the reporting date.

#### **2.2.10 Cash and Bank Balances**

Cash and Bank Balances in the statement of financial position comprise cash at banks and on hand and fixed deposits with banks, which are subject to an insignificant risk of changes in value.

For the purpose of the statement of cash flows, cash and cash equivalents consist of cash and short-term deposits with original maturity of less than 3 months, net of outstanding bank overdrafts as they are considered an integral part of the Company's cash management.

#### **2.2.11 Leases**

##### ***Company as a lessee***

The Company recognises a right-of-use asset and a lease liability at the lease commencement date. The right-of-use asset is initially measured at cost, which comprises the initial amount of the lease liability adjusted for any lease payments made at or before the commencement date, plus any initial direct costs incurred and an estimate of costs to dismantle and remove the underlying asset or to restore the underlying asset or the site on which it is located, less any lease incentives received.

The right-of-use asset is subsequently depreciated using the straight-line method from the commencement date to the earlier of the end of the useful life of the right-of-use asset or the end of the lease term. The estimated useful lives of right-of-use assets are determined on the same basis as those of property and equipment. In addition, the right-of-use asset is periodically reduced by impairment losses, if any, and adjusted for certain remeasurements of the lease liability.

The lease liability is initially measured at the present value of the lease payments that are not paid at the commencement date, discounted using the interest rate implicit in the lease or, if that rate cannot be readily determined, and the Company's incremental borrowing rate. Generally, the Company uses its incremental borrowing rate as the discount rate.

Lease payments included in the measurement of the lease liability comprise the fixed payments, including in substance fixed payments; the lease liability is measured at amortised cost using the effective interest method.

The Company has used number of practical expedients when applying Ind AS 116: - Short-term leases, leases of low-value assets and single discount rate.

The Company has elected not to recognise right-of-use assets and lease liabilities for short-term leases that have a lease term of 12 months or less and leases of low value assets. The Group recognises the lease payments associated with these leases as an expense on a straight-line basis over the lease term. The Group applied a single discount rate to a portfolio of leases of similar assets in similar economic environment with a similar end date.

The Company's leases mainly comprise land and buildings and Plant and equipment. The Company leases land and buildings for warehouse facilities. The Company also has leases for equipment.

##### ***Company as lessor***

Leases for which the Company is a lessor is classified as a finance or operating lease. Whenever the terms of the lease transfer substantially all the risks and rewards of ownership to the lessee, the contract is classified as a finance lease. All other leases are classified as operating leases.

For operating leases, rental income is recognized on a straight line basis over the term of the relevant lease.

#### **2.2.12 Borrowing Cost**

Borrowing costs consist of interest and other costs that an entity incurs in connection with the borrowing of funds. Borrowing costs directly attributable to the acquisition, construction or production of an asset that necessarily takes a substantial period of time to get ready for its intended use or sale are capitalised as part of the cost of the respective asset. All other borrowing costs are expensed in the period in which they occur.

#### **2.2.13 Provisions**

General Provisions are recognized when the Company has a present obligation (legal or constructive) as a result of a past event, it is probable that an outflow of resources embodying economic benefits will be required to settle the obligation and a reliable estimate can be made of the amount of the obligation. Where the Company expects some or all of a provision to be reimbursed, for example under an insurance contract, the reimbursement is recognized as a separate asset but only when the reimbursement is virtually certain. The expense relating to a provision is presented in the statement of profit or loss net of any reimbursement. If the effect of the time value of money is material, provisions are discounted using a current pre-tax rate that reflects, when appropriate, the risks specific to the liability. When discounting is used, the increase in the provision due to the passage of time is recognized as a finance cost.

#### **2.2.14 Employee Benefits**

Employee benefits are all forms of consideration given by the company in exchange for service rendered by employees. Employee benefits includes short-term employee benefits, post-employment benefits and other long-term employee benefits.

##### **Short Term Employee Benefits**

When an employee has rendered service to the company during an accounting period, the company recognises the undiscounted amount of short-term employee benefits expected to be paid in exchange for that service as a liability (accrued expense), after deducting any amount already paid and as an expense. Accumulated leave, which is expected to be utilized within the next twelve months, is treated as short-term employee benefit. The Company measures the expected cost of such absences as the additional amount that it expects to pay as a result of the unused entitlement that has accumulated at the reporting date.

##### **Defined Contribution Plan**

Defined contribution plans are post-employment benefit plans under which an entity pays fixed contributions into a separate entity (a fund) and will have no legal or constructive obligation to pay further contributions if the fund does not hold sufficient assets to pay all employee benefits relating to employee service in the current and prior periods.

When an employee has rendered service during the year, the company recognises the contribution payable to a defined contribution plan in exchange for that service as a liability (accrued expense) and as an expense.

##### **Defined Benefit Plan**

Defined benefit plans are those plans that provide guaranteed benefits to certain categories of employees, either by way of contractual obligations or through a collective agreement.

The company operates unfunded defined benefit plan. The cost of providing benefits is determined using the projected unit credit method, with actuarial valuations being carried out at each fiscal

year end. The obligation recognized in the consolidated statements of financial position represents the present value of the defined benefit obligation.

The present value of the defined benefit obligation is determined by discounting the estimated future cash outflows using interest rates of high quality corporate bonds that are denominated in the currency in which the benefits will be paid, and that have terms to maturity approximating to the terms of the related pension obligation. Actuarial gains and losses arising from experience adjustments and changes in actuarial assumptions are charged or credited to other comprehensive income in the period in which they arise.

Current service cost, which is the increase of the present value of the defined benefit obligation resulting from the employee service in the current period, is recorded as an expense as part of cost of sales and selling, general and administrative expenses in the statement of profit and loss. The interest cost, which is the change during the period in the defined benefit liability that arises from the passage of time, is recognized as part of financing costs in the statement of profit and loss.

### **2.2.15 Employee Stock Option Plan (ESOP)**

The company recognizes compensation expense relating to share-based payments in the net profit based on estimated fair-values of the awards on the grant date. The estimated fair value of awards is recognized as an expense in the statement of profit and loss on a straight-line basis over the requisite service period for each separately vesting portion of the award as if the award was in-substance, multiple awards with a corresponding increase to share options outstanding account.

#### **Optiemus Employee Stock Option Scheme, 2016 (the 2016 Plan):**

The Optiemus Employee Stock Option Scheme, 2016, was approved and recommended by the Board of Directors of the company on December 05, 2016 and approved by the members of the company on December 30, 2016. Under this scheme the board has been authorized to introduce, offer, issue and provide share-based incentives to eligible employees of the Company and its subsidiaries under the 2016 Plan. The maximum number of options under the 2019 plan shall not exceed 42,90,709 each convertible into equal number of equity shares of the Company. The stock options granted shall vest based on achievement of defined performance parameters as determined by the administrator (Nomination and Remuneration Committee). The vesting shall commence after 1(one) year from the date of grant of Options and shall take place over a period of 3(Three) years from the date of grant. The administrator (Nomination and Remuneration Committee) has the power to modify the vesting schedule on a case-to-case basis subject to the minimum gap of 1(One) year between the grant and first vesting.

The equity settled stock options would vest generally in a graded manner i.e. Year 01: 20%; Year 02: 30% and Year 03: 50% and shall be exercisable within a period of 30 (Thirty) days from the respective date of vesting or as may be determined by the Nomination and Remuneration Committee (NARC) in special circumstances. The exercise price will be based upon the Market Price of the shares one day before the date of vesting of options or such higher price as may be decided by the Committee subject to a discount of up to 50% as may deem fit by the Committee for the finalization of the Exercise Price.

During the year ended March 31, 2023, the Company has granted **Nil** (March 31, 2022 – 1,29,000) employee stock options to its employees to be vested in a graded manner as specified above. Since, the exercise price for such options is based on the market price prevailing on the stock exchanges one day before the date of respective vesting, and can be determined at the respective dates of vesting only. Therefore, in the absence of exercise price on grant date, the fair value of awards granted cannot be reliably measured on the grant date using the popular option valuation

strategies/models/ methodologies. Hence, the company is unable to record any expenditure for such ESOP's granted over the vesting period as laid down in Ind AS – 102 (Share Based Payments) for the year ended March 31, 2023 and following such inherent limitation, has opted/ adopted to record the entire employee stock compensation expense in the books of accounts of the company at the date of respective vesting's only.

#### **2.2.16 Dividend**

The final dividend on shares is recorded as a liability on the date of approval by the shareholders and Interim dividends are recorded as a liability on the date of declaration by the Company's Board of Directors. Income tax consequences of dividends on financial instruments classified as equity will be recognized according to where the entity originally recognized those past transactions or events that generated distributable profits.

The company declares and pays dividends in Indian rupees. Companies are required to pay/ distribute dividend after deducting applicable taxes. The remittance of dividends outside India is governed by Indian law on foreign exchange and is also subject to withholding tax at applicable rates.

The Board of Directors in their meeting held on May 26, 2023, declared an interim dividend of ₹ 1.50/- (15.00%) per equity share for the financial year ended March 31, 2023 that would result in net cash outflow of approximately ₹ 1,287.86 Lakhs.

#### **2.2.17 Foreign Currencies**

The Company's financial statements are presented in Indian Rupees (INR), which is also the company's functional currency. Transactions in foreign currencies are initially recorded by the Company at the functional currency spot rate at the date the transaction first qualifies for recognition.

Monetary assets and liabilities denominated in foreign currencies are retranslated at the functional currency spot rate of exchange ruling at the reporting date. Differences arising on settlement or translation of monetary items are recognized in profit or loss.

Non-monetary items that are measured in terms of historical cost in a foreign currency are translated using the exchange rates as at the dates of the initial transactions. Non-monetary items measured at fair value in a foreign currency are translated using the exchange rates at the date when the fair value is determined. The gain or loss arising on translation of non-monetary measured at fair value is treated in line with the recognition of gain or loss on change in fair value in the item.

#### **2.2.18 Income Tax**

Tax expense comprises of current tax and deferred tax. Current income tax is measured at the amount expected to be paid to the tax authorities in accordance with the Income Tax Act, 1961 enacted in India and tax laws prevailing in the respective tax jurisdictions where the Company operates. The tax rates and tax laws used to compute the amount are those that are enacted or substantively enacted, at the reporting date. Deferred Tax Expense or Income arises due to temporary differences are differences between the carrying amount of an asset or liability in the statement of financial position and its tax base. Temporary differences may be either taxable temporary differences, which are temporary differences that will result in taxable amounts in determining taxable profit (tax loss) of future periods when the carrying amount of the asset or liability is recovered or settled or deductible temporary differences, which are temporary differences that will result in amounts that are deductible in determining taxable profit (tax loss) of future periods when the carrying amount of the asset or liability is recovered or settled. A deferred tax asset is recognised for all deductible temporary differences to the extent that it is probable that

taxable profit will be available against which the deductible temporary difference can be utilised. A deferred tax liability is recognised for all taxable temporary differences.

### **2.2.19 Inventories**

Inventories are valued at the lower of cost and net realisable value.

Costs incurred in bringing each product to its present location and condition are accounted for as follows:

- i. Raw materials and Stores and spares:** cost includes cost of purchase and other costs incurred in bringing the inventories to their present location and condition. Cost is determined on first in, first out basis.
- ii. Finished goods and work in progress:** cost includes cost of direct materials and labour and a proportion of manufacturing overheads based on the normal operating capacity but excluding borrowing costs. Cost is determined on first in, first out basis.
- iii. Traded goods:** cost includes cost of purchase and other costs incurred in bringing the inventories to their present location and condition. Cost is determined on first in, first out basis.

Net realisable value is the estimated selling price in the ordinary course of business, less estimated costs of completion and the estimated costs necessary to make the sale.

### **2.2.20 Segment Reporting**

#### **Identification of segments**

The Company's operating business are organized and managed separately according to the nature of products and services provided, with each segment representing a strategic business unit that offers different products/services. The Company operates in two geographical segments: Domestic and International markets.

#### **Allocation of common costs**

Common allocable costs are allocated to each segment according to the relative contribution of each segment to the total common costs.

#### **Unallocated items**

Unallocated items include general corporate income and expense items which are not allocated to any business segment.

#### **Segment accounting policies**

The Company prepares its segment information in conformity with the accounting policies adopted for preparing and presenting the financial statements of the Company as a whole.

### **2.2.21 Earnings per share**

Basic earnings per share are calculated by dividing the net profit or loss for the period attributable to equity shareholders by the weighted average number of equity shares outstanding during the period.

For the purpose of calculating diluted earnings per share, the net profit or loss for the period attributable to equity shareholders and weighted average number of shares outstanding during the period are adjusted for the effects of all dilutive potential equity shares.

### **2.2.22 Contingent Liabilities**

A provision is recognized when an enterprise has a present obligation as a result of past event and it is probable that an outflow of resources will be required to settle the obligation, in respect

of which a reliable estimate can be made. Provisions are not discounted to its present value and are determined based on best estimate required to settle the obligation at the balance sheet date. These are reviewed at each balance sheet date and adjusted to reflect the current best estimates.

### **2.3 Recent accounting pronouncements**

Ministry of Corporate Affairs (“MCA”) notifies new standards or amendments to the existing standards under Companies (Indian Accounting Standards) Rules as issued from time to time. On March 31, 2023, MCA amended the Companies (Indian Accounting Standards) Amendment Rules, 2023, as below:

**Ind AS 1 - Presentation of Financial Statements** - This amendment requires the entities to disclose their material accounting policies rather than their significant accounting policies. The effective date for adoption of this amendment is annual periods beginning on or after April 01, 2023. The Company has evaluated the amendment and the impact of the amendment is insignificant in the standalone financial statements.

**Ind AS 8 - Accounting Policies, Changes in Accounting Estimates and Errors** - This amendment has introduced a definition of ‘accounting estimates’ and included amendments to Ind AS 8 to help entities distinguish changes in accounting policies from changes in accounting estimates. The effective date for adoption of this amendment is annual periods beginning on or after April 01, 2023. The Company has evaluated the amendment and there is no impact on its standalone financial statements.

**Ind AS 12 - Income Taxes** - This amendment has narrowed the scope of the initial recognition exemption so that it does not apply to transactions that give rise to equal and offsetting temporary differences. The effective date for adoption of this amendment is annual periods beginning on or after April 01, 2023. The Company has evaluated the amendment and there is no impact on its standalone financial statement.

**3. PROPERTY, PLANT AND EQUIPMENT(PPE)**

**₹ in Lacs**

Particulars	Furniture and Fittings	Electrical Fittings	Plant and Machinery	Office Equipment	Computers	Motor Vehicles	Total
<b>Cost or valuation</b>							
As at April 01, 2021	-	-	-	-	7.58	661.19	668.77
Additions	-	-	-	-	-	-	-
Disposals	-	-	-	-	-	-	-
<b>As at March 31, 2022 (12 Months)</b>	-	-	-	-	<b>7.58</b>	<b>661.19</b>	<b>668.77</b>
Additions	-	-	-	0.42	2.03	9.49	11.94
Disposals	-	-	-	-	-	126.18	126.18
<b>As at March 31, 2023 (12 Months)</b>	-	-	-	<b>0.42</b>	<b>9.61</b>	<b>544.50</b>	<b>554.53</b>
<b>Depreciation and Impairment</b>							
As at April 01, 2021	-	-	-	-	6.97	639.77	646.74
Depreciation charge for the year	-	-	-	-	0.35	5.04	5.39
Impairment	-	-	-	-	-	-	-
Disposals	-	-	-	-	-	-	-
<b>As at March 31, 2022 (12 Months)</b>	-	-	-	-	<b>7.32</b>	<b>644.81</b>	<b>652.13</b>
Depreciation charge for the period	-	-	-	0.04	0.23	3.05	3.32
Impairment	-	-	-	-	-	-	-
Disposals	-	-	-	-	-	123.56	123.56
<b>As at March 31, 2023 (12 Months)</b>	-	-	-	<b>0.04</b>	<b>7.55</b>	<b>524.30</b>	<b>531.89</b>
<b>Net book value</b>							
<b>As at March 31, 2023 (12 Months)</b>	-	-	-	<b>0.38</b>	<b>2.06</b>	<b>20.20</b>	<b>22.64</b>
As at March 31, 2022 (12 Months)	-	-	-	-	0.25	16.39	16.64
As at March 31, 2021 (12 Months)	-	-	-	-	0.60	21.42	22.03

The company has no restrictions on the realisability of its property, plant & equipment and no contractual obligations to purchase, construct or develop property, plant & equipment or repairs, maintenance and enhancements.



**4. INVESTMENT PROPERTY**

₹ in Lacs

Particulars	Land	Building & Infrastructure	Total
<b>Gross carrying amount</b>			
Opening balance as at April 01, 2021	98.04	-	98.04
Additions	-	-	-
Disposals	-	-	-
<b>Closing balance as at March 31, 2022</b>	<b>98.04</b>	<b>-</b>	<b>98.04</b>
Additions	-	-	-
Disposals	-	-	-
<b>Closing balance as at March 31, 2023</b>	<b>98.04</b>	<b>-</b>	<b>98.04</b>
<b>Depreciation and Impairment</b>			
Opening balance as at April 01, 2021	-	-	-
Depreciation charge for the year	-	-	-
Disposals	-	-	-
<b>Closing balance as at March 31, 2022</b>	<b>-</b>	<b>-</b>	<b>-</b>
Depreciation charge for the year	-	-	-
Disposals	-	-	-
<b>Closing balance as at March 31, 2023</b>	<b>-</b>	<b>-</b>	<b>-</b>
<b>Net block</b>			
<b>As at March 31, 2023</b>	<b>98.04</b>	<b>-</b>	<b>98.04</b>
As at March 31, 2022	98.04	-	98.04
As at March 31, 2021	98.04	-	98.04

**Information regarding income and expenditure of investment properties**

₹ in Lacs

Particulars	As at 31-Mar-23	As at 31-Mar-22
Rental income derived from investment property	-	-
Direct operating expenses (including repairs and maintenance) arising from investment properties that generates rental income	-	-
Direct operating expenses (including repairs and maintenance) arising from investment properties that did not generate rental income	-	-
Profit arising from investment properties before depreciation and indirect expenses	-	-
Less : Depreciation	-	-
Profit arising from investment properties before indirect expenses	-	-

As on March 31, 2023, the company's investment property consist of 4 properties in India, situated at Village Tikri Kalan and Mundka, West Delhi. The property wise details is given as hereunder:

<b>Property Description</b>	<b>Property Address</b>
Land measuring 2 Bighas 10 Biswas	Piece of land measuring 2 Bighas 10 Biswas, out of Khasra Number 56/15 and 16 situated in the revenue estate of Village Tikri Kalan, Delhi
Agricultural Land measuring 1 Bigha 4 Biswas	Piece of agricultural land measuring 1 Bigha 4 Biswas, out of Khasra Number 57/22 situated in the revenue estate of village Tikri Kalan, Delhi
Agricultural Land measuring 1 Bigha 4 Biswas	Piece of agricultural land measuring 1 Bigha 4 Biswas, out of Khasra Number 57/22 situated in the revenue estate of village Tikri Kalan, Delhi
Agricultural Land measuring 1 Bigha 4 Biswas	Piece of agricultural land measuring 1 Bigha 4 Biswas, out of Khasra Number 84/12 situated in the revenue estate of village Mundka, Delhi

As at the closure of the F.Y. 2022-23 and F.Y. 2021-22, valuation of such investment properties (based on valuation by an independent valuer who holds a recognised and relevant professional qualification and has recent experience in the location and category of the investment property being valued) for the fair value disclosure as encouraged by Ind AS 40 has not been undertaken by the company.

The company has no restrictions on the realisability of its investments and no contractual obligations to purchase, construct or develop investment properties or repairs, maintenance and enhancements.

## 5. NON-CURRENT FINANCIAL ASSETS

₹ in Lacs

<b>Particulars</b>	<b>As at 31-Mar-23</b>	<b>As at 31-Mar-22</b>
<b>(a) Investments</b>		
<b><u>Unquoted equity instruments</u></b>		
<b><u>Investments at cost (fully paid)</u></b>		
<b><u>Investment in equity instruments</u></b>		
<b>Subsidiaries : (Refer note 31)</b>		
• <b>Optiemus Infracom (Singapore) Pte Ltd.</b>		
1 (March 31, 2022: 1) equity shares of 1 Singapore Dollar	0.00	0.00
5,000 (March 31, 2022: 5,000) ordinary shares @1 SGD	0.10	0.10
22,86,000 (March 31, 2022: 22,86,000) ordinary shares @1 USD	66.85	66.85
Net of provision for dimunition in value of ₹ 1,272.08 Lakhs (2022 - ₹ 1,272.08 Lakhs)		
• <b>Optiemus Electronics Limited</b>		
1,11,00,000 (March 31, 2022: 1,11,00,000) equity shares of ₹ 10 each fully paid up	1,110.00	1,110.00
27,60,000 (March 31, 2022: 27,60,000) equity shares of ₹ 10 each fully paid up	124.20	124.20
16,33,986 (March 31, 2022: 16,33,986) equity shares of ₹ 10 each fully paid up	5,000.00	5,000.00
• <b>GDN Enterprises Private Limited</b>		
25,10,000 (March 31, 2022: 25,10,000) equity shares of ₹ 10 each fully paid up	1,255.19	1,255.00

**5. NON-CURRENT FINANCIAL ASSETS (CONTD.)**

₹ in Lacs

Particulars	As at 31-Mar-23	As at 31-Mar-22
<ul style="list-style-type: none"> <li>• <b>Troosol Enterprises Private Limited</b> 6,000 (March 31 2022: 6,000) equity shares of ₹ 10 each fully paid up</li> </ul>	0.60	0.60
<ul style="list-style-type: none"> <li>• <b>FineMS Electronics Private Limited</b> 6,00,000 (March 31 2022: 6,00,000) equity shares of ₹ 10 each fully paid up Net of provision for dimunition in value of ₹ 60.00 Lakhs (2022 - ₹ 60.00 Lakhs)</li> </ul>	-	-
<b><u>Investments at fair value through profit or loss</u></b>		
<b><u>Investment in equity instruments</u></b>		
<ul style="list-style-type: none"> <li>• <b>Teleecare Network India Private Limited</b> 1,59,34,200 (March 31 2022: 1,59,34,200) equity shares of ₹ 10 each fully paid up</li> </ul>	6,056.59	5,145.16
<ul style="list-style-type: none"> <li>• <b>Illumi Solution Inc</b> 9,66,620 (March 31, 2022: 9,66,620) equity shares of US\$ 0.00001 each fully paid up Net of provision for dimunition in value of ₹ 478.84 Lakhs (2022 - ₹ 478.84 Lakhs)</li> </ul>	-	-
<ul style="list-style-type: none"> <li>• <b>Travancore Marketing Private Limited</b> 11,000 (March 31, 2022: 11,000) equity shares of ₹ 10 each fully paid up</li> </ul>	0.08	0.08
<b><u>Quoted equity instruments</u></b>		
<b><u>Investment in equity instruments</u></b>		
<ul style="list-style-type: none"> <li>• <b>Arvind Remedies Limited</b> 10,000 (March 31, 2022: 10,000) equity shares of ₹ 10 each fully paid up Net of provision for dimunition in value of ₹ 5.16 Lakhs (2022 - ₹ 5.16 Lakhs)</li> </ul>	0.47	0.47
<ul style="list-style-type: none"> <li>• <b>GTL Infrastructure Limited</b> 1,974 (March 31, 2022: 1,974) equity shares of ₹ 10 each fully paid up Net of provision for dimunition in value of ₹ 0.55 Lakhs (2022 - ₹ 0.54 Lakhs)</li> </ul>	0.01	0.03
<ul style="list-style-type: none"> <li>• <b>IKF Technologies Limited</b> 2,20,000 (March 31, 2022: 2,20,000) equity shares of ₹ 1 each fully paid up Net of provision for dimunition in value of ₹ 33.82 Lakhs (2022 - ₹ 33.82 Lakhs)</li> </ul>	0.59	0.59
<ul style="list-style-type: none"> <li>• <b>Cybele Industries Limited</b> 25,000 (March 31, 2022: 25,000) equity shares of ₹ 10 each fully paid up Net of provision for dimunition in value of ₹ 6.70 Lakhs (2022 - ₹ 8.22 Lakhs)</li> </ul>	4.19	2.68

**5. NON-CURRENT FINANCIAL ASSETS (CONTD.)**
**₹ in Lacs**

Particulars	As at 31-Mar-23	As at 31-Mar-22
<b>Investment in partnership firm</b>		
• <b>WIN Technologies</b>	-	-
Net of provision for diminution in value of ₹ 361.12 Lakhs		
	<b>13,618.87</b>	<b>12,705.75</b>
<b>Aggregate amount of quoted investments and market value thereof</b>	<b>5.27</b>	<b>3.76</b>
<b>Aggregate amount of unquoted investments</b>	<b>13,613.60</b>	<b>12,701.99</b>
<b>Aggregate amount of impairment in value of investments</b>	<b>2,218.28</b>	<b>2,219.78</b>
<b>Notes:</b>		
(•) Investments are shown at value net of provision for diminution.		
(•) In accordance with IND AS 109, the company has assessed its investments in associates at fair value through profit and loss (FVTPL). The fair value of the investment in Teleecare Network India Private Limited has been valued by an independent valuer at ₹ 38.00/- per share, reflecting an increase from previously recorded fair value of ₹ 32.29/- per share. As a result, fair value gain of ₹ 9,11,42,878 has been recognized in the statement of profit and loss for the period.		
<b>(b) Other financial assets</b>		
<b>Security Deposits*</b>		
Security deposits - considered good	0.01	356.11
Security deposits - considered doubtful	300.00	-
	<b>300.01</b>	<b>356.11</b>
Less: provision for doubtful deposits	-	-
	<b>300.01</b>	<b>356.11</b>
<b>Bank deposits with remaining maturity of more than 12 months#</b>	<b>62.87</b>	<b>60.01</b>
	<b>62.87</b>	<b>60.01</b>
	<b>362.88</b>	<b>416.12</b>
* Security deposit includes deposit of ₹ 300 Lakhs against mortgage of property at Punjabi Bagh, West Delhi. As per last valuation report dated 06-11-2013 the property would fetch more than the amount given. The said amount is under dispute and the company has registered a complaint (FIR) with the Deputy Commissioner of Police, Economic Offence Wing - Delhi Police dated May 20, 2022 initiating legal proceedings for such recovery. Hence, due to the fact that value of property kept as security exceeds the amount of security granted, the company has not undertaken to credit impair such deposit.		
# Bank deposits with remaining maturity of more than 12 months includes fixed deposits amounting to ₹ 62.87 Lakhs (March 31, 2022 : ₹ 60.01 Lakhs) related to assessments of sales tax/ VAT for various years made with the several government departments of different states and have a restriction on its use and realisability.		

## 6. INCOME TAXES

The major components of income tax expense for the period ended March 31, 2023 and March 31, 2022 are:

### Profit or loss section ₹ in Lacs

Particulars	As at 31-Mar-23	As at 31-Mar-22
<b>Current tax:</b>		
Current income tax charge	(29.83)	(737.88)
<b>Deferred tax:</b>		
Relating to origination and reversal of temporary differences	(754.99)	13.51
<b>Income tax expense reported in the statement of profit and loss</b>	<b>(784.82)</b>	<b>(724.37)</b>

### Other comprehensive income section ₹ in Lacs

Particulars	As at 31-Mar-23	As at 31-Mar-22
Net loss/(gain) on remeasurements of defined benefit plans	(0.74)	4.60
<b>Income tax charged to OCI</b>	<b>(0.74)</b>	<b>4.60</b>

### Reconciliation of tax expense and the accounting profit multiplied by India's domestic tax rate for March 31, 2023 and March 31, 2022:

₹ in Lacs

Particulars	As at 31-Mar-23	As at 31-Mar-22
<b>Accounting profit before tax from:</b>		
Profit from continuing operation before income tax expense	4,265.06	2,577.01
<b>Total profit for the year</b>	<b>4,265.06</b>	<b>2,577.01</b>
<b>At India's statutory income tax rates</b>	<b>(307.77)</b>	<b>(816.97)</b>
Adjustments in respect of current income tax of previous years	277.94	79.09
Non-deductible expenses and losses	(754.99)	13.51
Others	-	-
<b>Income tax expense reported in the statement of profit and loss</b>	<b>(784.82)</b>	<b>(724.37)</b>

### Deferred tax expense/(income): ₹ in Lacs

Particulars	As at 31-Mar-23	As at 31-Mar-22
Accelerated depreciation for tax purposes	(9.37)	(12.38)
Expenditure charged to the statement of profit or loss in the current year but allowed for tax purposes on payment basis	(13.33)	(2.81)
Fair valuation of investments	(202.84)	-
Others	(529.45)	28.70
<b>Deferred tax expense/(income)</b>	<b>(754.99)</b>	<b>13.51</b>

**Deferred tax asset/ (liability):**

**₹ in Lacs**

Particulars	As at 31-Mar-23	As at 31-Mar-22
Fixed assets: Impact of difference between tax depreciation and depreciation/amortization charged for the financial reporting	22.71	32.08
Provision for diminution in the value of investments	493.70	494.04
Increase in the value of Teleecare shares	(573.89)	(371.04)
Provision for doubtful debts	17.82	546.93
Impact of other expenditure charged to the statement of profit or loss in the current year but allowed for tax purposes on payment basis	2.06	15.40
	<b>(37.60)</b>	<b>717.41</b>

**Reconciliation of deferred tax assets (net):**

**₹ in Lacs**

Particulars	As at 31-Mar-23	As at 31-Mar-22
<b>Opening balance as at April 01</b>	<b>717.41</b>	703.90
Tax income/(expense) during the period recognised in profit or loss	(754.99)	13.51
<b>Closing balance as at March 31</b>	<b>(37.60)</b>	<b>717.41</b>

**7. OTHER NON-CURRENT ASSETS**

**₹ in Lacs**

Particulars	As at 31-Mar-23	As at 31-Mar-22
Capital advances	1,173.11	1,062.35
	<b>1,173.11</b>	<b>1,062.35</b>

The company has not given any advances to directors or other officers of the Company or any of them either severally or jointly with any persons.

**8. INVENTORIES**

**₹ in Lacs**

Particulars	As at 31-Mar-23	As at 31-Mar-22
Traded goods*	94.51	339.53
	<b>94.51</b>	<b>339.53</b>

\* Traded goods includes finished goods purchased for re-sale.

**9. CURRENT FINANCIAL ASSETS**

₹ in Lacs

Particulars	As at 31-Mar-23	As at 31-Mar-22
<b>(a) Investments</b>		
<b>Investments at fair value through profit or loss</b>		
<b>Unquoted equity instruments</b>		
<b>SBI One India Fund</b>		
1,33,700 (March 31, 2022: 1,33,700) Units of ₹ 10 each	27.78	26.80
	<b>27.78</b>	<b>26.80</b>

**(b) Trade Receivables**

₹ in Lacs

Particulars	As at 31-Mar-23	As at 31-Mar-22
Trade receivables	20,989.72	15,962.94
Receivables from an associate	5,455.21	5,152.25
Receivables from other related parties	-	0.14
<b>Total trade receivables</b>	<b>26,444.93</b>	<b>21,115.33</b>

**Break up of security details :**

₹ in Lacs

Particulars	As at 31-Mar-23	As at 31-Mar-22
<b>Trade receivables</b>		
Unsecured, considered good	26,348.43	19,039.44
Trade receivables which have significant increase in credit risk	100.49	4,158.15
Trade receivables - credit impaired	66.81	90.86
	<b>26,515.73</b>	<b>23,288.45</b>
<b>Impairment Allowance (allowance for bad and doubtful debts)</b>		
Unsecured, considered good	(0.63)	(3.56)
Trade receivables which have significant increase in credit risk	(3.36)	(2,078.71)
Trade receivables - credit impaired	(66.81)	(90.85)
<b>Total trade receivables</b>	<b>26,444.93</b>	<b>21,115.33</b>

**Trade receivables ageing schedule**

**₹ in Lacs**

Particulars	As at March 31, 2023					
	Trade Receivables ageing schedule					
	Outstanding for following periods from due date of payment					
	Less than 6 months	6 months-1 year	1-2 years	2-3 years	More than 3 years	Total
(i) Undisputed Trade receivables-considered good	21,211.85	369.64	-	-	4,766.93	26,348.42
(ii) Undisputed Trade receivables-which have significant increase in credit risk	92.68	0.08	-	1.02	-	93.78
(iii) Disputed Trade receivables-which have significant increase in credit risk	-	-	-	-	6.72	6.72
(iv) Disputed Trade receivables-credit impaired	-	-	-	-	66.81	66.81
	<b>21,304.53</b>	<b>369.72</b>	<b>-</b>	<b>1.02</b>	<b>4,840.46</b>	<b>26,515.73</b>

**Trade receivables ageing schedule**

**₹ in Lacs**

Particulars	As at March 31, 2022					
	Trade Receivables ageing schedule					
	Outstanding for following periods from due date of payment					
	Less than 6 months	6 months-1 year	1-2 years	2-3 years	More than 3 years	Total
(i) Undisputed Trade receivables-considered good	13,845.69	12.95	28.56	-	5,152.25	19,039.44
(ii) Undisputed Trade receivables-which have significant increase in credit risk	-	-	-	1.84	-	1.84
(iii) Disputed Trade receivables-which have significant increase in credit risk	-	-	-	-	4,156.30	4,156.30
(iv) Disputed Trade receivables-credit impaired	-	0.01	-	-	90.86	90.86
	<b>13,845.69</b>	<b>12.95</b>	<b>28.56</b>	<b>1.84</b>	<b>9,399.41</b>	<b>23,288.45</b>

**Notes:**

- No Trade or other receivable are due from directors or other officers of the company either severally or jointly with any other person. Nor any trade or other receivable are due from firms or private companies respectively in which any director is a partner, a director or a member.
- For terms and conditions relating to related party receivables, refer note no. 25
- Trade receivables are non - interest bearing and are generally on terms of 0 to 90 days.
- There are no unbilled receivables, hence the same is not disclosed in the ageing schedule.



**(c) Cash & Cash Equivalents \***

₹ in Lacs

Particulars	As at 31-Mar-23	As at 31-Mar-22
Balances with banks in current accounts	252.15	596.89
Cash on hand	0.29	0.32
	<b>252.44</b>	<b>597.21</b>

\* There are no restrictions with regard to cash and cash equivalents as at the end of the reporting period and prior period.

**(d) Bank balances other than cash & cash equivalents**

₹ in Lacs

Particulars	As at 31-Mar-23	As at 31-Mar-22
Deposits with maturity of less than 12 months	12.00	114.50
Margin money deposits	-	379.35
	<b>12.00</b>	<b>493.85</b>

**Notes:**

- Bank deposits with maturity of less than 12 months includes fixed deposits amounting to related to assessments of sales tax/ VAT for various years made with the several government departments of different states and have a restriction on its use and realisability.
- Fixed deposits with original maturity of more than twelve months but remaining maturity of less than twelve months have been disclosed under other bank balances.

**(e) Loans**

₹ in Lacs

Particulars	As at 31-Mar-23	As at 31-Mar-22
<b>Loans to related parties</b>		
Loans receivables considered good - unsecured	12,597.17	11,597.50
	<b>12,597.17</b>	<b>11,597.50</b>
Less: provision for doubtful loans	-	-
	<b>12,597.17</b>	<b>11,597.50</b>
<b>Loans to others</b>		
Loans receivables considered good - Unsecured	-	65.98
Loans receivables credit impaired	2,698.20	2,698.20
Less: provision for doubtful loans	(1,349.10)	(1,349.10)
	<b>13,946.27</b>	<b>13,012.58</b>

**(f) Other financial assets**

₹ in Lacs

Particulars	As at 31-Mar-23	As at 31-Mar-22
<b>Security Deposits</b>		
Security deposits - considered good*	214.07	222.98
	<b>214.07</b>	<b>222.98</b>
Less: provision for doubtful deposits	-	-
	<b>214.07</b>	<b>222.98</b>
Interest receivable on deposits	-	24.17
Other recoverables**	2,582.90	2.59
	<b>2,582.90</b>	<b>26.76</b>

\* Security deposits includes deposits given to various public authorities such department of Sales Tax and VAT of different states and do not have any fixed maturity periods.

\*\* Other recoverables include refund of additional CVD paid in excess by MPS Telecom Private Limited (merged with Optiemus Infracom Limited w.e.f. April 30, 2018) for the period February 24, 2014 to February 23, 2015 vide order AC/AKS/51/2023-24/Adj(I)/ACC dated May 17, 2023.

**10. OTHER CURRENT ASSETS**

₹ in Lacs

Particulars	As at 31-Mar-23	As at 31-Mar-22
Advances to suppliers of goods or services	83.76	1,244.93
Capital Advance*	-	1,107.57
Advances to staff	0.13	0.41
Taxes and duties recoverable	-	-
<b>Considered good</b>	30.28	237.48
Prepaid expenses	35.15	7.17
	<b>149.32</b>	<b>2,597.56</b>

\*The company has not given any advances to directors or other officers of the Company or any of them either severally or jointly with any persons.

**11. EQUITY SHARE CAPITAL**

₹ in Lacs

Particulars	As at 31-Mar-23	As at 31-Mar-22
<b>Authorised share capital</b>		
12,89,80,000 (March 31, 2022: 12,89,80,000 ; April 01, 2021: 12,89,80,000) equity shares of INR 10 each	12,898.00	12,898.00
	<b>12,898.00</b>	<b>12,898.00</b>
<b>Issued, subscribed and fully paid-up shares</b>		
8,58,57,191 (March 31, 2022: 8,58,14,191, April 01, 2021: 8,58,14,191) equity shares of INR 10 each	8,585.72	8,581.42
	<b>8,585.72</b>	<b>8,581.42</b>

**(a) Reconciliation of the shares outstanding at the beginning and at the end of the reporting period**

**Equity shares**

Particulars	As at 31-Mar-23		As at 31-Mar-22	
	No.	₹ in Lacs	No.	₹ in Lacs
At the beginning of the period	8,58,14,191	8,581.42	8,58,14,191	8,581.42
Issued during the period	43,000	4.30	-	-
Outstanding at the end of the period	<b>8,58,57,191</b>	<b>8,585.72</b>	<b>8,58,14,191</b>	<b>8,581.42</b>

**(b) Terms/rights attached to equity shares**

The company has only one class of equity shares having par value of INR 10 per share. Each holder of equity shares is entitled to one vote per share. The company declares and pays dividends in Indian Rupees. The dividend proposed by the Board of Directors is subject to the approval of the shareholders in the ensuing Annual General Meeting except in case of interim dividend.

In the event of liquidation of the company, the holders of equity shares will be entitled to receive remaining assets of the company, after distribution of all preferential amounts. The distribution will be in proportion to the number of equity shares held by the shareholders.

**(c) Details of shareholders holding more than 5% shares in the company**

Name of the shareholder	As at 31-Mar-23		As at 31-Mar-22	
	No.	% holding	No.	% holding
<b>Equity shares of ₹ 10 each fully paid</b>				
GRA Enterprises Pvt. Ltd.	3,87,38,500	45.12%	3,87,38,500	45.14%
Mr. Ashok Gupta	57,54,894	6.70%	57,54,894	6.71%
Mrs. Renu Gupta	69,81,111	8.13%	69,81,111	8.14%
Mr. Deepesh Gupta	53,65,029	6.25%	53,65,029	6.25%
Mr. Neetesh Gupta	52,14,607	6.07%	52,14,607	6.08%

As per records of the company, including its register of shareholders/ members and other declarations received from shareholders regarding beneficial interest, the above shareholding represents beneficial ownership of shares.

**(d) Details of shares held by the promoters \***

**As at March 31, 2023**

Promoter Name	No. of shares at the beginning of the year	Change during the year	No. of shares at the end of the year	% of total shares	% change during the year
Mr. Ashok Gupta	57,54,894	-	57,54,894	6.70%	0.00%
<b>Total</b>	<b>57,54,894</b>	<b>-</b>	<b>57,54,894</b>		

**As at March 31, 2022**

Promoter Name	No. of shares at the beginning of the year	Change during the year	No. of shares at the end of the year	% of total shares	% change during the year
Mr. Ashok Gupta	57,54,894	-	57,54,894	6.71%	0.00%
<b>Total</b>	<b>57,54,894</b>	<b>-</b>	<b>57,54,894</b>		

\* based on requirements of Schedule III

**12. NON-CURRENT FINANCIAL LIABILITIES**

₹ in Lacs

Particulars	As at 31-Mar-23	As at 31-Mar-22
<b>(a) Borrowings</b>		
<b>(i) Term loans</b>		
(l) from other parties		
(la) unsecured	-	125.00
	-	<b>125.00</b>

**13. PROVISIONS**

₹ in Lacs

Particulars	As at 31-Mar-23	As at 31-Mar-22
<b>(a) Provision for employee benefits</b>		
(i) Gratuity (refer note 29)	8.19	61.15
	<b>8.19</b>	<b>61.15</b>

**14. CURRENT FINANCIAL LIABILITIES**

₹ in Lacs

Particulars	As at 31-Mar-23	As at 31-Mar-22
<b>(a) Borrowings</b>		
(i) Bills discounted from banks	-	1,837.96
	-	<b>1,837.96</b>

**Note:**

Loans repayable and bills discounting from banks March 31, 2023: **Nil (March 31, 2022: ₹ 1,837.96 Lakhs)** were secured by first pari passu charge on current assets of the company, first charge on fixed assets (except assets exclusively charged to other lenders), equitable mortgage of properties of promoter. All the charges on the current assets of company have been closed as on March 31, 2023 on receipt of NOC from Tata Capital Financial Services Limited vide certificate TCFSL/NDC/2022-23/CF/090 dated July 15, 2022.

**(b) Trade Payables**

₹ in Lacs

Particulars	As at 31-Mar-23	As at 31-Mar-22
Total outstanding dues of micro enterprises and small enterprises (refer note 30)	0.33	-
Total outstanding dues of creditors other than micro enterprises and small enterprises	18,045.00	13,600.47
<b>Total trade payables</b>	<b>18,045.33</b>	<b>13,600.47</b>
Trade payables	18,045.33	13,600.47
Trade payables to related parties (refer note 25)	-	-
<b>Total trade payables</b>	<b>18,045.33</b>	<b>13,600.47</b>

**(b) Trade Payables Ageing Schedule**

₹ in Lacs

Particulars	As at March 31, 2023				
	Trade Receivables ageing schedule				
	Outstanding for following periods from due date of payment				
	Less than 1 year	1-2 years	2-3 years	More than 3 years	Total
(i) MSME	0.33	-	-	-	0.33
(ii) Others	18,043.95	-	-	-	18,043.95
(iii) Disputed dues - MSME	-	-	-	-	-
(iv) Disputed dues - Others	-	-	-	1.05	1.05
	<b>18,044.28</b>	-	-	<b>1.05</b>	<b>18,045.33</b>

₹ in Lacs

Particulars	As at March 31, 2022				
	Trade Receivables ageing schedule				
	Outstanding for following periods from due date of payment				
	Less than 1 year	1-2 years	2-3 years	More than 3 years	Total
(i) MSME	-	-	-	-	-
(ii) Others	13,586.72	11.36	2.39	-	13,600.47
(iii) Disputed dues - MSME	-	-	-	-	-
(iv) Disputed dues - Others	-	-	-	-	-
	<b>13,586.72</b>	<b>11.36</b>	<b>2.39</b>	-	<b>13,600.47</b>

**Notes:**

- The amounts are unsecured and non - interest bearing and are usually on varying trade term.
- Identification of Micro and Small Enterprises is basis intimation received from vendors.
- **Details of dues to micro, small and medium enterprises as defined under MSMED Act, 2006.**  
There were no micro, small and medium enterprises, to whom the company owes dues, which are outstanding for more than 45 days during the year ended March 31, 2023. This information as required to be disclosed under the Micro, Small and Medium Enterprises Development Act, 2006, has been determined to the extent such parties have been identified on the basis of information available with the company. (Refer note 30)

**(c) Other Financial Liabilities**

₹ in Lacs

Particulars	As at 31-Mar-23	As at 31-Mar-22
(i) Other expenses payable	38.75	78.14
	<b>38.75</b>	<b>78.14</b>

**15. OTHER CURRENT LIABILITIES**

₹ in Lacs

Particulars	As at 31-Mar-23	As at 31-Mar-22
(i) Advances from customers	108.67	27.06
(ii) Taxes and other statutory dues payable	26.97	24.96
	<b>135.64</b>	<b>52.02</b>

**16. REVENUE FROM OPERATIONS**

₹ in Lacs

Particulars	For the Year ended 31-Mar-23	For the Year ended 31-Mar-22
Sale of products	56,672.82	42,283.57
Other operating income*	3,054.33	689.45
<b>Total revenue from operations</b>	<b>59,727.15</b>	<b>42,973.02</b>
India	59,727.15	42,973.02
Outside India	-	-
<b>Total revenue from operations</b>	<b>59,727.15</b>	<b>42,973.02</b>
<b>Timing of revenue recognition</b>		
Goods transferred at a point in time	59,515.01	42,593.28
Services transferred over time	212.14	379.74
<b>Total revenue from operations</b>	<b>59,727.15</b>	<b>42,973.02</b>

\* includes revenue from rendering of management services, price protection income & refund of excess differential countervailing duty paid for the period February 24, 2014 to February 23, 2015.

**17. OTHER INCOME**

₹ in Lacs

Particulars	For the Year ended 31-Mar-23	For the Year ended 31-Mar-22
Interest income*	1,464.75	1,644.11
Liabilities no longer required written back**	2,270.88	2,636.85
Fair value gain on financial instruments at fair value through profit or loss	914.03	2.65
Net gain on disposal of property, plant and equipment	0.67	-
Miscellaneous income	-	28.28
	<b>4,650.33</b>	<b>4,311.89</b>

\* Interest income includes interest on loan granted to wholly owned subsidiary (i.e. GDN Enterprises Private Limited). Upon the request of the borrower (vide board resolution dated May 28, 2022) and considering to strengthen its financial position by reducing the burden of the fixed financial obligations to the extent possible, the board of directors of the company have waived off interest income for the period May 30, 2022 to March 31, 2023 on the amount of such loan granted. (vide board resolution dated May 30 2022).

\*\* Includes amount written back in respect of balances which are no longer acknowledged as debt by the company.

**18. PURCHASE OF TRADED GOODS**

₹ in Lacs

Particulars	For the Year ended 31-Mar-23	For the Year ended 31-Mar-22
Purchases	54,311.70	40,540.48
	<b>54,311.70</b>	<b>40,540.48</b>

**19. (INCREASE)/ DECREASE IN INVENTORIES OF TRADED GOODS**

₹ in Lacs

Particulars	For the Year ended 31-Mar-23	For the Year ended 31-Mar-22
Inventories of traded goods at the beginning of the year	339.53	624.77
Less: Inventories of traded goods at the end of the year	(94.51)	(339.53)
	<b>245.02</b>	<b>285.24</b>

**20. EMPLOYEE BENEFITS EXPENSE**

₹ in Lacs

Particulars	For the Year ended 31-Mar-23	For the Year ended 31-Mar-22
Salaries, wages and bonus	316.43	337.22
Director remuneration expense*	90.00	90.00
Gratuity expense (refer note 29)	8.23	8.92
Contribution to provident and other funds	8.88	10.32
Share based payment expense (refer note 36)	30.97	-
Staff welfare expenses	24.43	18.38
	<b>478.94</b>	<b>464.84</b>

\* Director remuneration expenses incurred by the company are in accordance with section 197 of the Companies Act, 2013.

**21. FINANCE COSTS**

₹ in Lacs

Particulars	For the Year ended 31-Mar-23	For the Year ended 31-Mar-22
Borrowing costs	54.58	350.07
Interest on income tax*	43.29	-
	<b>97.87</b>	<b>350.07</b>

\* Interest on income tax includes interest for default in payment of advance tax (under section 234B) and interest on deferment of advance tax (under section 234C) for the assessment year 2022-2023 and interest in default in payment of advance tax (under section 234B and 234C) on provisional basis for the assessment year 2023-2024 in accordance with the measurement and disclosure requirements of Ind - AS 12.

**22. DEPRECIATION, AMORTIZATION AND IMPAIRMENT EXPENSE**

₹ in Lacs

Particulars	For the Year ended 31-Mar-23	For the Year ended 31-Mar-22
Depreciation on property, plant and equipment [refer note 3]	3.32	5.39
	<b>3.32</b>	<b>5.39</b>

**23. OTHER EXPENSES**

₹ in Lacs

Particulars	For the Year ended 31-Mar-23	For the Year ended 31-Mar-22
<b>Direct expenses</b>		
Clearing and forwarding charges	-	0.26
Customs and other duties	120.79	362.32
Scheme and claim expenses	-	28.45
Freight inward	19.26	113.68
Consumables	0.33	1.56
<b>Others</b>		
Business promotion expenses	6.52	7.17
Incentive and commission expenses	6.75	36.04
Rent expenses	41.31	20.17
Communication expenses	13.38	6.32
Power and fuel expenses	5.42	5.32
Travelling and conveyance expenses	21.18	15.28
Insurance premium expenses	18.70	32.71
Rates and taxes expenses	22.08	42.39
Directors sitting fee	19.00	16.20
Foreign exchange fluctuations (net)	8.18	52.40
Bad debts and advances written off	4,241.77	1,734.06
Provision for diminution in value of investments or values written off	0.12	361.98
Legal and professional expenses	365.53	127.47
Freight and cartage outward expenses	16.30	44.63
Licence fees and patent expenses	-	2.09
Printing and stationery expenses	6.71	16.09
Repair and maintenance expenses	2.46	1.18
Computer repairs and maintenance	9.47	6.42
Security guard expenses	-	1.16
Housekeeping and other office maintenance expenses	3.69	3.36
Warranty expenses	0.11	-
Payment to auditors (refer note below)*	8.73	7.00
Festival expenses	4.85	2.47
Annual listing fees	7.20	7.00
Miscellaneous expenses	5.73	6.70
	<b>4,975.57</b>	<b>3,061.88</b>



**\* Payment to Auditor**

₹ in Lacs

Particulars	For the Year ended 31-Mar-23	For the Year ended 31-Mar-22
<b>As auditors:</b>		
Statutory audit fee	5.00	5.00
Tax audit fee	1.00	-
Limited reviews	1.20	1.20
<b>In other capacities:</b>		
Certification fee	1.25	0.50
Reimbursement of expenses	0.28	0.30
	<b>8.73</b>	<b>7.00</b>

**24. EARNINGS PER SHARE**

₹ in Lacs

Particulars	For the Year ended 31-Mar-23	For the Year ended 31-Mar-22
<b>Net profit after tax attributable to equity shareholders</b>		
Continued operations	3,479.50	1,857.24
<b>Total operations</b>	<b>3,479.50</b>	<b>1,857.24</b>
<b>Weighted average number of equity shares</b>	<b>8,58,57,191</b>	<b>8,58,14,191</b>
<b>Earning Per share</b>		
Basic EPS	4.05	2.16
Diluted EPS	4.04	2.16

**25. RELATED PARTY DISCLOSURES**

Names of related parties and related party relationship

**Related parties where control exists**

Subsidiaries

- : Optiemus Electronics Limited
- : Optiemus Infracom (Singapore) Pte Ltd
- : FineMs Electronics Private Limited
- : Troosol Enterprises Private Limited
- : Optiaux Technologies Private Limited  
(Struck off w.e.f. March 31, 2021)
- : GDN Enterprises Private Limited

Enterprises owned or significantly influenced by key management personnel or their relatives

- : GRA Enterprises Private Limited
- : Fidelity Logistic Limited
- : Insat Exports Private Limited
- : Besmarty Technologies Private Limited  
(Formerly known as Besmarty Marketplace Private Limited)
- : WIN Technology
- : Teleecare Network India Private Limited
- : MPS Telecom Retail Private Limited
- : International Value Retail Private Limited

**Key Managerial Personnel\***

₹ in Lacs

Name	Position	Nature of Transaction	Year ended 31-Mar-23	Year ended 31-Mar-22
Ashok Gupta	Director	Director Remuneration	90.00	90.00
Vikas Chandra	Company Secretary	Remuneration	19.79	15.70
Parveen Sharma	Chief Financial Officer	Remuneration	29.46	29.35

**Subsidiaries/ Associate Co.**

The following table provides the total amount of transactions that have been entered into with the related parties for the relevant financial year

₹ in Lacs

Particulars	For the Year ended 31-Mar-23	For the Year ended 31-Mar-22
<b>Transactions during the year</b>		
<b>Sales of goods/ service (Excluding GST)</b>		
Teleecare Network India Private Limited	23.15	47.64
Optiemus Electronics Limited	0.20	-
International Value Retail Private Limited	200.00	14,171.21
GDN Enterprises Private Limited	-	212.55
<b>Other operating income (excluding GST)</b>		
Teleecare Network India Private Limited	-	317.99
<b>Rental income</b>		
International Value Retail Private Limited	-	8.00
<b>Rent expense</b>		
Optiemus Electronics Limited	18.48	3.78
<b>Other income</b>		
GDN Enterprises Private Limited	-	328.91
Optiemus Electronics Limited	-	743.88
International Value Retail Private Limited	-	259.50
Teleecare Network India Private Limited	729.35	-
<b>Purchases of goods (excluding GST )</b>		
Teleecare Network India Private Limited	58.99	11,708.25
<b>Loans given to the related party</b>		
Optiemus Electronics Limited	-	860.45
GDN Enterprises Private Limited	1,844.95	-
<b>Loans repaid by the related party</b>		
Optiemus Electronics Limited	845.28	-
GDN Enterprises Private Limited	-	30.00
International Value Retail Private Limited	-	517.00
<b>Advance to creditors</b>		
GDN Enterprises Private Limited	(116.00)	116.00
<b>Balances outstanding as on March 31, 2023</b>		
<b>Trade receivables</b>		
Teleecare Network India Private Limited	5,455.21	5,152.25

Particulars	For the Year ended 31-Mar-23	For the Year ended 31-Mar-22
<b>Loans given</b>		
Optiemus Electronics Limited	7,421.94	8,267.22
GDN Enterprises Private Limited	4,988.03	3,143.08
Troosol Enterprises Private Limited	187.20	187.20

\* The remuneration to key managerial personnel does not include the provisions made for gratuity, as they are determined on actuarial basis for the company as a whole.

## 26. RATIO ANALYSIS AND ITS ELEMENTS

### a) Current ratio = Current assets divided by Current liabilities

Particulars	31-Mar-23 ₹ in Lacs	31-Mar-22 ₹ in Lacs
Current assets	44,083.85	38,661.04
Current liabilities	18,291.54	16,063.46
<b>Current ratio</b>	<b>2.41</b>	<b>2.41</b>
<b>% Change from previous period / year</b>		<b>0%</b>

**Reason for change for more than 25% :** Not applicable

### b) Debt equity ratio = Total debt divided by total equity where total debt refers to sum of current and non-current borrowings

Particulars	31-Mar-23 ₹ in Lacs	31-Mar-22 ₹ in Lacs
Total debt	-	1,962.96
Total equity	41,022.06	37,427.74
<b>Debt equity ratio</b>	<b>-</b>	<b>0.05</b>
<b>% Change from previous period / year</b>		<b>(100%)</b>

**Reason for change for more than 25% :**

Reduction in borrowings (non - current and current) which represent company's total debt, as a result of repayment.

### c) Debt service coverage ratio = Earnings available for debt services divided by total interest and principal repayments

Particulars	31-Mar-23 ₹ in Lacs	31-Mar-22 ₹ in Lacs
Net Profit after tax	3,480.25	1,852.64
<b>Add: Non cash operating expenses and finance cost</b>	<b>101.19</b>	<b>355.46</b>
- Depreciation and amortization	3.32	5.39
- Finance Cost	97.87	350.07
<b>Earnings available for debt services</b>	<b>3,581.43</b>	<b>2,208.10</b>
Interest cost on borrowings	97.87	350.07
Principal repayments	1,837.96	1,257.88
<b>Total interest and principal repayments</b>	<b>1,935.83</b>	<b>1,607.95</b>
<b>Debt Service Coverage Ratio</b>	<b>1.85</b>	<b>1.37</b>
<b>% Change from previous period / year</b>		<b>35%</b>

**Reason for change for more than 25% :**

Reduction in fixed financial obligations as compared to previous year in the form of finance cost, as a result of repayment of borrowings (non - current and current).

**d) Return on equity ratio/ return on investment ratio = Net profit after tax divided by equity**

Particulars	31-Mar-23 ₹ in Lacs	31-Mar-22 ₹ in Lacs
Net profit after tax*	3,480.25	1,852.64
Total equity	41,022.06	37,427.74
<b>Return on equity ratio</b>	<b>8.48%</b>	<b>4.95%</b>
<b>% Change from previous period / year</b>		<b>71%</b>

**Reason for change for more than 25% :**

Increase in net profit after tax for the current financial year majorly on account of recognition of refund of excess differential countervailing duty and fair value gain on financial instruments.

**e) Inventory turnover ratio = Cost of goods sold divided by average inventory**

Particulars	31-Mar-23 ₹ in Lacs	31-Mar-22 ₹ in Lacs
Cost of goods sold	54,556.73	40,825.72
Average inventory	217.02	482.15
<b>Inventory turnover ratio</b>	<b>251.39</b>	<b>84.67</b>
<b>% Change from previous period / year</b>		<b>197%</b>

**Reason for change for more than 25% :**

Change can be attributed to significant increase in cost of goods sold during the current financial year and reduction in average inventory by the company.

**f) Trade receivables turnover ratio = Total credit sales divided by average trade receivables**

Particulars	31-Mar-23 ₹ in Lacs	31-Mar-22 ₹ in Lacs
Total credit sales	59,727.15	42,973.02
Average trade receivables	23,780.13	16,811.19
<b>Trade receivables turnover ratio</b>	<b>2.51</b>	<b>2.56</b>
<b>% Change from previous period / year</b>		<b>(2%)</b>

**Reason for change for more than 25% :** Not applicable

**g) Trade payables turnover ratio = Total credit purchases divided by average trade payables**

Particulars	31-Mar-23 ₹ in Lacs	31-Mar-22 ₹ in Lacs
Total credit purchases	54,311.70	40,540.48
Average trade payables	15,822.90	8,586.18
<b>Trade payables turnover ratio</b>	<b>3.43</b>	<b>4.72</b>
<b>% Change from previous period / year</b>		<b>(27%)</b>

**Reason for change for more than 25%**

Change can be attributed to increase in credit purchases with simultaneous increase in average trade payable of the company.

- h) **Net capital turnover ratio = Sales divided by net working capital whereas net working capital is equal to current assets less current liabilities**

Particulars	31-Mar-23 ₹ in Lacs	31-Mar-22 ₹ in Lacs
Total revenue from operations	59,727.15	42,973.02
Net working capital	25,792.31	22,597.58
<b>Net capital turnover ratio</b>	<b>2.32</b>	<b>1.90</b>
<b>% Change from previous period / year</b>		<b>22%</b>

**Reason for change for more than 25%:** Not applicable

- i) **Net profit ratio = Net profit after tax divided by sales**

Particulars	31-Mar-23 ₹ in Lacs	31-Mar-22 ₹ in Lacs
Net profit after tax	3,480.25	1,852.64
Total revenue from operations	59,727.15	42,973.02
<b>Net profit ratio</b>	<b>5.83%</b>	<b>4.31%</b>
<b>% Change from previous period / year</b>		<b>35%</b>

**Reason for change for more than 25%**

Change of more than 25% is on account of increase in net sales and increase in net profit after tax for the current financial year.

- j) **Return on capital employed (pre-cash) = Earnings before interest and taxes (EBIT) divided by capital employed (pre cash)**

Particulars	31-Mar-23 ₹ in Lacs	31-Mar-22 ₹ in Lacs
Profit before tax (A)	4,265.06	2,577.01
Finance cost (B)	97.87	350.07
Other income (C)	4,650.33	4,311.89
<b>EBIT (D) = (A)+(B)-(C)</b>	<b>(287.41)</b>	<b>(1,384.81)</b>
<b>Capital employed (pre cash) (J) = (E)-(F)-(G)-(H)-(I)</b>	<b>40,775.63</b>	<b>36,496.03</b>
Total assets (E)	59,359.39	53,677.35
Current liabilities (F)	18,291.54	16,063.46
Current investments (G)	27.78	26.80
Cash & cash equivalents (H)	252.44	597.21
Bank balances other than cash & cash equivalents (I)	12.00	493.85
<b>Return on capital employed</b>	<b>(0.70%)</b>	<b>(3.79%)</b>
<b>% Change from previous period / year</b>		<b>(81%)</b>

**Reason for change for more than 25%**

Change can be attributed to increase in net profit before tax from continuing operations, increase in earnings before interest and other unallocable incomes for the year ended.

**27. SIGNIFICANT ACCOUNTING JUDGEMENTS, ESTIMATES AND ASSUMPTIONS**

The preparation of the company's financial statements requires management to make judgements, estimates and assumptions that affect the reported amounts of revenues, expenses, assets and liabilities, and the accompanying disclosures and the disclosure of contingent liabilities. Uncertainties about these assumptions and estimates could result in outcomes that require a material adjustment to the carrying amount of assets or liabilities affected in future periods.

**Judgements**

In the process of applying the company's accounting policies, management has made the following judgements, which have the most significant effect on the amounts recognised in the financial statements.

**Taxes**

Significant judgements are involved in determining the provision for income taxes, including amount expected to be paid/recovered for uncertain tax positions.

The Company reviews the carrying amount of deferred tax assets at the end of each reporting period. The policy for the same is explained in Note No. 2.2.18.

**Useful life of property, plant and equipment**

The Company reviews the useful life of property, plant and equipment at the end of each reporting period. This reassessment may result in change in depreciation expense in future periods. The policy for the same is explained in Note No. 2.2.6.

**Provisions and contingent liabilities**

A provision is recognised when the Company has a present obligation as a result of past event if it is probable that an outflow of resources will be required to settle the obligation, in respect of which a reliable estimate can be made. Provisions (excluding retirement benefits and compensated absences) are not discounted to its present value and are determined based on best estimate required to settle the obligation at the balance sheet date. These are reviewed at each balance sheet date and adjusted to reflect the current best estimates. Contingent liabilities are not recognised in financial statements. A contingent asset is neither recognised nor disclosed in the financial statements.

**Defined Benefit Plans (Gratuity Benefits)**

The cost of the defined benefit gratuity plan and the present value of the gratuity obligation are determined using actuarial valuations. An actuarial valuation involves making various assumptions that may differ from actual developments in the future. These include the determination of the discount rate, future salary increases and mortality rates. Due to the complexities involved in the valuation and its long-term nature, a defined benefit obligation is highly sensitive to changes in these assumptions. All assumptions are reviewed at each reporting date.

The parameter most subject to change is the discount rate. In determining the appropriate discount rate for plans operated in India, the management considers the interest rates of government bonds in currencies consistent with the currencies of the post-employment benefit obligation.

The mortality rate is based on publicly available mortality tables. Those mortality tables tend to change only at interval in response to demographic changes. Future salary increases and gratuity increases are based on expected future inflation rates for the respective countries.

Further details about gratuity obligations are given in Note No. 29.

**Fair value measurement of financial instruments**

When the fair values of financial assets and financial liabilities recorded in the balance sheet cannot

be measured based on quoted prices in active markets, their fair value is measured using valuation techniques including the DCF model. The inputs to these models are taken from observable markets where possible, but where this is not feasible, a degree of judgement is required in establishing fair values. Judgements include considerations of inputs such as liquidity risk, credit risk and volatility. Changes in assumptions about these factors could affect the reported fair value of financial instruments. Carrying value and approximate fair values of financial instruments are same.

### **Revenue recognition**

The Company uses the percentage-of-completion method in accounting for its fixed price contracts. The use of percentage-of-completion method required the Company to estimate the efforts or costs expended to date as a proportion of the total efforts or costs to be expended. Efforts or costs expended have been used to measure progress towards completion as there is direct relationship between input and productivity. Provision for estimated losses, if any, on uncompleted contracts are recorded in the period in which such losses become probable based on the expected contract estimates at the reporting period. The policy for the same is explained in Note 2.2.4.

## **28. FINANCIAL RISK MANAGEMENT OBJECTIVES AND POLICIES**

The Company's activities expose it to a variety of financial risks : market risk, credit risk and liquidity risk. The primary market risk to the Company is foreign exchange risk. The Company's exposure to credit risk is influenced mainly by the individual characteristic of each customer and the concentration of risk from the top few customers.

### **Market Risk**

The Company is exposed to foreign exchange risk through its sales and services outside India, and purchases and services from overseas suppliers in various foreign currencies. The exchange rate between the rupee and foreign currencies may fluctuate substantially in the future. Consequently, the results of the Company's operations are adversely affected as the rupee appreciates / depreciates against these currencies.

**The foreign currency risks from financial instruments as of March 31, 2023 were as follows:**

<b>The foreign currency forward contracts</b>	<b>Currency</b>	<b>Amount in foreign currency</b>	<b>Amount in ₹ in lacs</b>
Export Receivable	USD	26,393	21.85
Advance given to vendor	USD	88,000	72.86

**The foreign currency risks from financial instruments as of March 31, 2022 were as follows:**

<b>The foreign currency forward contracts</b>	<b>Currency</b>	<b>Amount in foreign currency</b>	<b>Amount in ₹ in lacs</b>
Trade Payable	USD	2,52,805	193.46
Export Receivable	USD	58,587	43.70

### **Quantitative Information of Foreign Exchange Instruments Outstanding as at the Balance Sheet Date**

**The foreign currency risks from financial instruments as of March 31, 2023 were as follows:**

<b>The foreign currency forward contracts</b>	<b>Currency</b>	<b>Amount in foreign currency</b>	<b>Amount in ₹ in lacs</b>
As on March 31, 2023	USD	Nil	Nil
As on March 31, 2022	USD	Nil	Nil

### **Credit Risk**

Credit risk refers to the risk of default on its obligation by the counterparty resulting in a financial loss. The maximum exposure to the credit risk at the reporting date is primarily from unsecured trade receivables amounting to ₹ 26,444.93 Lakhs, and ₹ 21,115.33 Lakhs as of March 31, 2023 and March 31, 2022 respectively. Trade receivables are typically unsecured and are derived from revenue earned from customers located primarily in India. Credit risk has always been managed by the Company through credit approvals, establishing credit limits and continuously monitoring the creditworthiness of customers to which the Company grants credit terms in the normal course of business.

Credit risk on cash and cash equivalents is limited as the Company generally invest in deposits with banks and financial institutions with high credit ratings. Investments primarily include investment in deposits with banks.

### **Liquidity Risk**

The Company's principal sources of liquidity are cash and cash equivalents and the cash flow that is generated from operations. The Company has no outstanding bank borrowings. The Company believes that the working capital is sufficient to meet its current requirements.

## **29. POST EMPLOYMENT BENEFIT PLANS: GRATUITY**

The Company has a funded defined benefit gratuity plan.

The gratuity plan is governed by the Payment of Gratuity Act, 1972. Under the act, employee who has completed five years of service is entitled to specific benefit.

The following tables summarise the components of net benefit expense recognised in the statement of profit or loss and the funded status and amounts recognised in the balance sheet for the respective plans:

### **Reconciliation of opening and closing balances of the present value of the defined benefit obligation**

₹ in Lacs

Particulars	For the Year ended 31-Mar-23	For the Year ended 31-Mar-22
<b>Defined benefit obligation</b>		
Balance as at the beginning of the year	71.18	74.51
Current service cost	8.23	8.92
Interest cost	5.16	5.40
Benefits paid	(13.14)	(13.07)
Remeasurement (gains)/losses in other comprehensive income	(0.56)	(4.58)
<b>Balance as at the end of the year</b>	<b>70.87</b>	<b>71.18</b>

### **Reconciliation of the opening and closing balances of the fair value of plan assets**

₹ in Lacs

Particulars	For the Year ended 31-Mar-23	For the Year ended 31-Mar-22
<b>Fair value of plan assets</b>		
Balance as at beginning of the year	10.03	2.22
Expected return on plan assets	0.75	0.16
Actuarial gains and losses	0.18	0.03
Contributions by the employer	64.85	20.69
Benefits paid	(13.14)	(13.07)
<b>Balance as at end of the year</b>	<b>62.67</b>	<b>10.03</b>



The above mentioned plan assets are entirely represented by funds invested with Life Insurance Corporation (LIC) of India.

**Total expense recognised in profit or loss** ₹ in Lacs

Particulars	For the Year ended 31-Mar-23	For the Year ended 31-Mar-22
Current service cost	8.23	8.92
Interest cost	5.16	5.40
Expected return on plan assets	(0.75)	(0.16)
	<b>12.64</b>	<b>14.16</b>

**Total amount recognised in other comprehensive income** ₹ in Lacs

Particulars	For the Year ended 31-Mar-23	For the Year ended 31-Mar-22
Experience losses/(gains) - obligations	(0.56)	(4.58)
Losses from change in financial assumptions	-	-
<b>Remeasurements on Liability</b>	<b>(0.56)</b>	<b>(4.58)</b>
Return on plan assets, excluding interest income	(0.18)	(0.03)
<b>Remeasurements on plan assets</b>	<b>(0.18)</b>	<b>(0.03)</b>
<b>Net remeasurements recognised in OCI</b>	<b>(0.74)</b>	<b>(4.61)</b>

**Due to its defined benefit plans, the company is exposed to the following significant risks:**

Changes in bond yields - A decrease in bond yields will increase plan liability.

**Salary risk** - The present value of the defined benefit plans liability is calculated by reference to the future salaries of the plan participants. As such, an increase in the salary of the plan participants will increase the plan's liability.

**Principal actuarial assumptions used as at the end of the reporting period**

Particulars	31-Mar-23	31-Mar-22
Discount rates	7.50%	7.25%
Expected rates of return on any plan assets	7.50%	7.25%
Expected rates of salary increase	6.00%	6.00%
Employee turnover		
Upto 30 years	5.00%	5.00%
From 31 to 44 years	5.00%	5.00%
Above 44 years	5.00%	5.00%
Retirement age	60	60

**Sensitivity analysis of the defined benefit obligation** ₹ in Lacs

Particulars	For the Year ended 31-Mar-23	For the Year ended 31-Mar-22
<b>a) Impact of the change in discount rate</b>		
<b>Present value of obligation at the end of the period</b>		
Impact due to increase of 1 %	67.24	67.04
Impact due to decrease of 1 %	75.01	75.97

₹ in Lacs

Particulars	For the Year ended 31-Mar-23	For the Year ended 31-Mar-22
<b>b) Impact of the change in salary increase</b>		
<b>Present value of obligation at the end of the period</b>		
Impact due to increase of 1 %	75.04	75.99
Impact due to decrease of 1 %	67.16	66.96

- The estimates of rate of escalation in salary considered in actuarial valuation are after taking into account inflation, seniority, promotion and other relevant factors including supply and demand in the employment market. However, no explicit allowance is used for disability. The above information is as certified by the actuary.
- Discount rate is based on the prevailing market yields of Indian Government securities as at the balance sheet date for estimated term of the obligations.
- The sensitivity analysis above may not be representative of the actual change in the defined benefit obligation as it is unlikely that change in assumption would occur in isolation of one another as some assumptions may be correlated.
- The methods and type of assumptions used in preparing the sensitivity analysis did not change compared to the prior period.

### 30. DETAILS OF DUES TO MICRO, SMALL AND MEDIUM ENTERPRISES AS DEFINED UNDER MSMED ACT, 2006

There were no micro, small and medium enterprises, to whom the Company owes dues, which are outstanding for more than 45 days during the year ended March 31, 2023. This information as required to be disclosed under the Micro, Small and Medium Enterprises Development Act, 2006, has been determined to the extent such parties have been identified on the basis of information available with the company.

₹ in Lacs

Particulars	For the Year ended 31-Mar-23	For the Year ended 31-Mar-22
<b>Amount due and payable at the year end</b>		
- Principal	0.33	-
- Interest on above Principal	-	-
<b>Payment made during the year after due date</b>		
- Principal	-	-
- Interest on above Principal	-	-
<b>Interest due and payable for principal already paid</b>	-	-
<b>Total interest accrued and remained unpaid at year end</b>	-	-

### 31. INVESTMENTS IN SUBSIDIARIES AND JOINT VENTURES

(a) The company's investments in subsidiaries are as under:

Name of the subsidiaries	Country of Incorporation	Portion of ownership interest as at March 31, 2023	Portion of ownership interest as at March 31, 2022	Method used to account for the investment
Optiemus Infracom (Singapore) Pte Ltd.	Singapore	100.00%	100.00%	At cost
Optiemus Electronics Limited	India	100.00%	100.00%	At cost
GDN Enterprises Private Limited	India	100.00%	100.00%	At cost
Troosol Enterprises Private Limited	India	60.00%	60.00%	At cost
FineMS Electronics Private Limited	India	60.00%	60.00%	At cost

(b) The company's investment in joint venture is as under:

Name of the joint venture	Country of Incorporation	Portion of ownership interest as at March 31, 2023	Portion of ownership interest as at March 31, 2022	Method used to account for the investment
Win Technology	India	90.00%	90.00%	At cost

### 32. COMMITMENTS AND CONTINGENCIES

#### a. Contingent liabilities

₹ in Lacs

Particulars	For the Year ended 31-Mar-23	For the Year ended 31-Mar-22
<b>Claims against the company not acknowledged as debts</b> (refer detailed annexure)		
Income tax matters	-	-
Indirect tax matters	1,393.56	2,183.47

₹ in Lacs

Nature	Financial year	For the Year ended 31-Mar-23	For the Year ended 31-Mar-22
Sales Tax Chandigarh	2014-15	1.62	1.62
Sales Tax Haryana	2013-14	20.41	20.41
Sales Tax Haryana	2014-15	5.09	7.87
Sales Tax Haryana	2015-16	7.45	150.71
Sales Tax Haryana	2013-14	14.29	-
Sales Tax Bihar	2011-12	29.19	29.02
Sales Tax Bihar	2012-13	9.75	9.75
Sales Tax Bihar	2013-14	7.46	7.46
Sales Tax Uttar Pradesh	2011-12	25.18	25.18
Sales Tax Uttar Pradesh	2013-14	44.51	44.51

₹ in Lacs

Nature	Financial year	For the Year ended 31-Mar-23	For the Year ended 31-Mar-22
Sales Tax West Bengal	2012-13	-	178.31
Sales Tax West Bengal	2015-16	16.73	16.73
Sales Tax Karnataka	2011-12	31.12	31.12
Sales Tax Karnataka	2012-13	52.99	52.99
Sales Tax Karnataka	2013-14	36.78	36.78
Sales Tax Karnataka	2014-15	26.05	26.05
Sales Tax Gujarat	2013-14	10.14	10.14
Sales Tax Gujarat	2014-15	185.37	185.37
Sales Tax Gujarat	2015-16	7.33	7.33
Sales Tax Maharashtra	2015-16	147.14	38.26
Sales Tax Maharashtra	2016-17	87.04	213.10
Sales Tax Maharashtra	2017-18	37.04	37.04
Sales Tax Rajasthan	2017-18	-	135.18
Sales Tax Kerala	2014-15	-	101.62
Sales Tax Madhya Pradesh	2015-16	53.00	53.00
Sales Tax Madhya Pradesh	2017-18	12.55	-
Sales Tax Andhra Pradesh	2015-16	13.29	13.29
Sales Tax Telangana	2015-16	-	232.55
Sales Tax Tamil Nadu	2013-14	2.89	2.89
Sales Tax Tamil Nadu	2014-15	18.23	18.51
Service Tax	2014-18	490.92	496.68

**b. Corporate Guarantee**

₹ in lacs

Guarantee given on behalf of	Guarantee given to	Purpose	Year ended 31-Mar-23	Year ended 31-Mar-22
<b>GDN Enterprises Private Limited</b> Outstanding as on March 31, 2023 is ₹ 392.92 lakhs	IndusInd Bank	Working Capital	1,190.00	1,190.00
<b>MPS Telecom Retail Pvt. Ltd.</b> Outstanding as on March 31, 2023 is ₹ 329.32 lakhs	IndusInd Bank	Working Capital	6,000.00	6,000.00

- (i) It is not practicable for the Company to estimate the timings of cash outflows, if any, in respect of the above pending resolution of the respective proceedings as it is determinable only on receipt of judgements/ decisions pending with various forums/ authorities.
- (ii) The company does not expect any reimbursements in respect of the above contingent liabilities.
- (iii) The Company's pending litigations comprise of claims against the Company pertaining to proceedings pending with various direct tax, indirect tax and other authorities. The company has reviewed all its pending litigations and proceedings and has adequately provided for where provisions are required or disclosed as contingent liabilities where applicable, in its standalone financial statements. The Company does not expect the outcome of these proceedings to have a materially adverse effect on its standalone financial statements.

### 33. FAIR VALUE MEASUREMENTS

**a. Break-up of financial instruments carried at fair value through profit or loss** ₹ in Lacs

Particulars	For the Year ended 31-Mar-23	For the Year ended 31-Mar-22
<b>Financial assets</b>		
Investments	13,618.87	12,705.75
	<b>13,618.87</b>	<b>12,705.75</b>

**b. Break-up of financial instruments carried at amortised costs** ₹ in Lacs

Particulars	For the Year ended 31-Mar-23	For the Year ended 31-Mar-22
<b>Financial assets</b>		
Investments	27.78	26.80
Loans	13,946.27	13,012.58
Trade receivables	26,444.93	21,115.33
Cash and cash equivalents	252.44	597.21
Bank balances other than cash and cash equivalents	12.00	493.85
Other financial assets	2,796.97	249.74
	<b>43,480.39</b>	<b>35,495.51</b>
<b>Financial liabilities</b>		
Borrowings	-	1,837.96
Trade payables	18,045.33	13,600.47
Other financial liabilities	38.75	78.14
	<b>18,084.08</b>	<b>15,516.57</b>

Carrying value and approximate fair values of financial instruments are same.

### 34. THE CODE ON SOCIAL SECURITY, 2020 (CODE) RELATING TO EMPLOYEE BENEFITS

The Code on Social Security, 2020 ("Code") relating to employee benefits during employment and post employment benefits received Presidential assent in September 2020. The Code has been published in the Gazette of India. However, the date on which the Code will come into effect has not been notified and the final rules/ interpretation have not yet been issued. The company will assess the impact of the Code when it comes into effect and will record any related impact in the period the Code becomes effective.

### 35. ESTIMATION OF UNCERTAINTIES RELATING TO THE GLOBAL HEALTH PANDEMIC FROM CORONAVIRUS (COVID-19)

The Company has made an assessment of the impact of the continuing COVID-19 pandemic on its current and future operations, liquidity position and cash flow giving due consideration to the internal and external factors. The Company is continuously monitoring the situation and does not foresee any significant impact on its operations and the financials position as at March 31, 2023.

### 36. EMPLOYEE STOCK OPTION PLAN (ESOP'S):

Under the Optiemus Employee Stock Option Scheme, 2016 (the 2016 Plan), the company during the previous reporting period had granted 1.29 Lakhs options to its employees including KMP's. As

required by Ind AS - 102 (Share Based Payment) the employee stock compensation expense is required to be recorded on a straight line basis over the requisite vesting period. Due to the limitation posed by the 2016 Plan, the company is unable to expense the required portion of employee stock compensation expense to its Statement of Profit and Loss with simultaneous credit to share based payment reserve in the current reporting period for the vesting due in F.Y. 2023-24 & F.Y. 2024-25 and has adopted to record the entire employee stock compensation expense for each separately vesting portion at the date of respective vestings only. The policy for same is explained in Note 2.2.15.

The equity settled stock options would vest generally in a graded manner i.e. Year 01: 20%; Year 02: 30% and Year 03: 50% and shall be exercisable within a period of 30 (Thirty) days from the respective date of vesting or as may be determined by the Nomination and Remuneration Committee (NRC) in special circumstances. The exercise price will be based upon the Market Price of the share one day before the date of vesting of options or such higher price as may be decided by the Committee subject to a discount of up to 50% as may deem fit by the Committee for the finalization of the Exercise Price.

**The following is the summary of grants during the year ended March 31, 2023 and March 31, 2022:**

Particulars	2016 Plan	
	Year ended March 31,	
	2023	2022
<b>Equity settled stock options granted to</b>		
- Key managerial personnel -	-	0.15
- Employees other than key managerial personnel	-	1.14

**The break-up of employee stock compensation expense is as follows:**

Particulars	2016 Plan	
	Year ended March 31,	
	2023	2022
<b>Equity settled stock options granted to</b>		
- Key managerial personnel	4.01	-
- Employees other than key managerial personnel	26.97	-

The activity in 2016 Plan for equity settled share based payment transactions during the year ended March 31, 2023 and March 31, 2022 is set out as follows:

Particulars	Shares arising out of options	
	2023	2022
<b>2016 Plan : ESOPs</b>		
Outstanding at the beginning	1.29	-
Granted	-	1.29
Exercised	0.23	-
Modifications to equity settled awards	-	-
Forfeited/ Expired	0.13	-
<b>Outstanding at the end</b>	<b>0.93</b>	<b>1.29</b>
Exercisable at the end	0.93	1.29

### 37. OTHER STATUTORY INFORMATION

- (i) With respect to immovable properties (other than properties where the Company is the lessee and lease agreements are duly executed in favour of the lessee) whose title deeds are not held in the name of the company, details are given as hereunder to the extent of the company's share:

Relevant Line item in the Balance Sheet	Description of item if property	Gross Carrying Value	Title Deeds held in the name of the company	Whether title deed holder is a promoter, director or relative	Reason for not being held in the name of the company
Investment Property	Piece of agricultural land measuring 2 Bighas 10 Biswas, out of Khasra No.56/15 and 16 situated in the revenue estate of Village Tikri Kalan, Delhi	₹ 44.37 Lakhs	Telemart Communication India Private Limited (TCIPL)	N.A.	Amalgamation of TCIPL with Akanksha Cellular Limited and later name change of Akanksha Cellular to Optiemus Infracom Limited
Investment Property	Piece of agricultural land measuring 1 Bigha 4 Biswas, out of Khasra No. 57/22-1 situated in the revenue estate of Village Tikri Kalan, Delhi	₹ 19.82 Lakhs	Telemart Communication India Private Limited (TCIPL)	N.A.	Amalgamation of TCIPL with Akanksha Cellular Limited and later name change of Akanksha Cellular to Optiemus Infracom Limited
Investment Property	Piece of agricultural land measuring 1 Bigha 4 Biswas, out of Khasra No. 57/22-2 situated in the revenue estate of Village Tikri Kalan, Delhi	₹ 19.82 Lakhs	Telemart Communication India Private Limited (TCIPL)	N.A.	Amalgamation of TCIPL with Akanksha Cellular Limited and later name change of Akanksha Cellular to Optiemus Infracom Limited
Investment Property	Piece of agricultural land measuring 1 Bigha 4 Biswas out of Khasra No. 84/12, situated in the revenue estate of Village Mundka, Delhi	₹ 14.05 Lakhs	Telemart Communication India Private Limited (TCIPL)	N.A.	Amalgamation of TCIPL with Akanksha Cellular Limited and later name change of Akanksha Cellular to Optiemus Infracom Limited

- (ii) **Details of benami property:** No proceedings have been initiated or are pending against the Company for holding any Benami property under the Benami Transactions (Prohibition) Act, 1988 (45 of 1988) and the rules made thereunder.
- (iii) **Disclosure of transactions with struck off companies:** The company did not have any material transactions with companies struck off under Section 248 of the Companies Act, 2013 or Section 560 of the Companies Act, 1956 during the financial year.
- (iv) The company does not have any charges or satisfaction which is yet to be registered with ROC beyond the statutory period.
- (v) **Details of crypto currency or virtual currency:** The company has not traded or invested in crypto currency or virtual currency during the respective financial years/period.
- (vi) **Utilization of borrowed funds and share premium:** The company has not advanced or loaned or invested funds to any other person(s) or entity(ies), including foreign entities (Intermediaries) with the understanding that the Intermediary shall:

- (a) directly or indirectly lend or invest in other persons or entities identified in any manner whatsoever by or on behalf of the company (ultimate beneficiaries) or
- (b) provide any guarantee, security or the like to or on behalf of the ultimate beneficiaries.
- vii) Utilization of borrowed funds and share premium:** The company has not received any fund from any person(s) or entity(ies), including foreign entities (Funding Party) with the understanding (whether recorded in writing or otherwise) that the company shall :
- (a) directly or indirectly lend or invest in other persons or entities identified in any manner whatsoever by or on behalf of the Funding Party (Ultimate Beneficiaries) or
- (b) provide any guarantee, security or the like to or on behalf of the ultimate beneficiaries.
- viii) Undisclosed income:** The company does not have any transaction which is not recorded in the books of accounts that has been surrendered or disclosed as income during the year in the tax assessments under the Income Tax Act, 1961 (such as, search or survey or any other relevant provisions of the relevant provisions of the Income Tax Act, 1961)
- ix)** The company has not been declared wilful defaulter by any bank or financial institution or other lender.
- x) Compliance with approved scheme(s) of arrangements:** The company does not have any scheme of arrangements which have been approved by the competent authority in terms of sections 230 to 237 of the Act.
- xi) Compliance with number of layers of companies:** The company has complied with the number of layers prescribed under Section 2(87) of the Act read with the Companies (Restriction on Number of Layers) Rules, 2017.
- xii) Security of current assets against borrowings:** The company has neither been sanctioned nor has availed any borrowings on the security of its current assets during the current reporting period. Hence, reporting under this clause is not applicable.
- 38.** Previous period figures have been re-grouped / re-classified to confirm to below requirements of the amended Schedule III to the Companies Act, 2013 effective April 01, 2021:
- (a) Security deposits (Long - term) regrouped under "Other Financial Assets" (Note 5c) which were earlier part of "Loans" (Note 5b).
- (b) Security deposits (Short - term) regrouped under "Other Financial Assets" (Note 9f) which were earlier part of "Loans" (Note 9e).
- 39.** The figures have been rounded off to the nearest lakhs of rupees. The figure 0.00 wherever stated represents amount below rounding off norms adopted by the company.
- 40.** Note No.1 to 40 form integral part of the Standalone Balance Sheet and Standalone Statement of Profit and Loss.

As per our report of even date

**For Mukesh Raj & Co.**  
Chartered Accountants  
ICAI Firm Registration No. : 016693N

**Mukesh Goel**  
Partner  
Membership No.: 094837

**Place:** Noida (Uttar Pradesh)  
**Date:** May 26, 2023

**For and on behalf of the Board of Directors of  
Optiemus Infracom Limited**

**Ashok Gupta**  
Executive Chairman  
DIN: 00277434

**Parveen Sharma**  
Chief Financial Officer  
PAN: ATWPS6301D

**Neetesh Gupta**  
Director  
DIN : 00030782

**Vikas Chandra**  
Company Secretary  
PAN: AFGPC4820F



## **CONSOLIDATED INDEPENDENT AUDITORS' REPORT**

**To the Members of Optiemus Infracom Limited**

**Report on the Audit of the Consolidated Ind AS Financial Statements**

### **Opinion**

We have audited the accompanying consolidated Ind AS financial statements of **Optiemus Infracom Limited** (herein after referred as “the Holding company”), its subsidiaries (the Holding company and its subsidiaries together referred to as “the Group”) and its associates which comprise the Consolidated Balance Sheet as at March 31, 2023, the Consolidated Statement of Profit and Loss (including Other Comprehensive Income), the Consolidated Statement of Cash Flows and the Consolidated Statement of Changes in Equity for the year ended on that date, and a summary of the significant accounting policies and other explanatory information (hereinafter referred to as “the consolidated Ind AS financial statements”).

In our opinion and to the best of our information and according to the explanations given to us and based on the consideration of reports of other auditors on separate financials statements and on the other financial information of the subsidiaries, the aforesaid consolidated Ind AS financial statements give the information required by the Companies Act, 2013 (“the Act”) in the manner so required and give a true and fair view in conformity with the Indian Accounting Standards prescribed under section 133 of the Act read with the Companies (Indian Accounting Standards) Rules, 2015, as amended, (“Ind AS”) and other accounting principles generally accepted in India, of the consolidated state of affairs of the Group as at March 31, 2023, their consolidated profit including other consolidated comprehensive income, their consolidated cash flows and the consolidated statement of changes in equity for the year ended on that date.

### **Basis for Opinion**

We conducted our audit of the consolidated Ind AS financial statements in accordance with the Standards on Auditing (SAs) specified under section 143(10) of the Act. Our responsibilities under those Standards are further described in the Auditor’s Responsibilities for the Audit of the Consolidated Ind AS Financial Statements section of our report. We are independent of the Group in accordance with the Code of Ethics issued by the Institute of Chartered Accountants of India (ICAI) together with the independence requirements that are relevant to our audit of the consolidated Ind AS financial statements under the provisions of the Act and the Rules made thereunder, and we have fulfilled our other ethical responsibilities in accordance with these requirements and the ICAI’s Code of Ethics. We believe that the audit evidence we have obtained is sufficient and appropriate to provide a basis for our audit opinion on the consolidated Ind AS financial statements.

### **Key Audit Matters**

Key audit matters are those matters that, in our professional judgment, were of most significance in our audit of the consolidated Ind AS financial statements for the financial year ended March 31, 2023. These matters were addressed in the context of our audit of the consolidated Ind AS financial statements as a whole, and in forming our opinion thereon, and we do not provide a separate opinion on these matters. For each matter below, our description of how our audit addressed the matter is provided in that context.

We have determined the matters described below to be the key audit matters to be communicated in our report. We have fulfilled the responsibilities described in the Auditor’s responsibilities described in the Auditor’s responsibilities for the audit of the consolidated Ind AS financial statements section of our report, including in relation to the matter below. Accordingly, our audit included the performance of procedures designed to respond to our assessment of the risk of material misstatement of the consolidated Ind AS financial statements. The result of the audit procedure performed by us, including those procedures performed to address the matter below, provide the basis of our opinion on the accompanying consolidated Ind AS financial statements.

S. No.	Key Audit Matter	How our audit addressed the key audit matters:
1.	<p><b>Assessment of Carrying Value of Investment in Associates: -</b> (Refer to Note 2.2.4 and 6(a) in the consolidated Ind AS financial statements)</p> <p>The carrying value of the investment in associate is ₹ 6,056.59 Lakhs as at March 31, 2023 which represents approximately 6.65% of the total assets of the Group. These investments are carried at cost less accumulated impairment losses, if any. The Group reviews the carrying values of these investments at every balance sheet date and performs impairment assessment in accordance with Ind AS 36 'Impairment of Assets', where there is any indication of impairment to the carrying amount of investments. For the assessment of carrying value of investment in these associates, the Management estimates recoverable value based on discounted cash flows forecast, requiring judgements in respect certain key inputs like determining an appropriate discount rate, future cash flows and terminal growth rate. Changes in these assumptions could lead to an impairment to the carrying value of these investments. We have considered this to be a key audit matter as the investments balance is significant to the balance sheet and significant management judgement is involved in calculation of recoverable amount for the purpose of assessment of the appropriateness of the carrying amount.</p>	<p><b>Our procedures included the following:</b></p> <ul style="list-style-type: none"> <li>• To assess the key assumptions of valuation used, in particular those relating to discount rates, cash flow forecasts and terminal growth rates applied: <ul style="list-style-type: none"> <li>- Discussion with management's valuation experts to determine a range of acceptable discount rates and terminal growth rates, with reference to valuations of similar companies and other relevant external data. Performed sensitivity analysis by using the terminal growth rates and discount rates as provided by the management's valuation experts.</li> <li>- Tested the cash flow forecasts used and assessed whether those were consistent with our understanding of the business.</li> </ul> </li> <li>• We understood the management process for assessment of carrying values of investments and also evaluated the design and tested the operating effectiveness of the Group's internal controls surrounding such assessment. Compared the previous year cash flow forecasts made by the management to actual results to assess the historical accuracy of forecasting. Based on the above procedures performed, we noted that the management's assessment of the carrying value of the investments in associates is reasonable.</li> </ul>

### Emphasis of Matter

Without qualifying our opinion, we draw attention to the following notes to the consolidated Ind AS financial statements as at and for the period ended March 31, 2023:

1. We draw attention to Note No. 19 of the consolidated Ind AS financial statements, interest income includes interest on loan granted to wholly owned subsidiary (i.e. GDN Enterprises Private Limited). Upon the request of the borrower and considering to strengthen its financial position by reducing the burden of fixed financial obligations to the extent possible, the board of directors of the company have waived off interest income for the period May 30, 2022 to March 31, 2023 and periods subsequent thereto on the amount of such loan granted. Our opinion is not modified in respect of this matter.
2. Regarding the balance confirmations of trade receivables and advance given to vendors, customer's advance received and trade payables. During the course of preparation of consolidated Ind AS financial statements, emails/letters have been sent to various parties by the company with a request to confirm their balances to us out of which few parties have confirmed their balances directly to us. In the absence of the confirmation of balances, the possible adjustment, if any, will be accounted for

as and when the account is settled/reconciliation/ finality of the balances and those parties. Our opinion is not modified in respect of the said matter.

### **Other Information**

The Holding Group's Board of Directors is responsible for the preparation of the other information. The other information comprises the information included in the Management Discussion and Analysis, Board's Report including Annexures to Board's Report, Business Responsibility Report, Corporate Governance and Shareholder's Information, but does not include the consolidated Ind AS financial statements and our auditor's report thereon.

Our opinion on the consolidated Ind AS financial statements does not cover the other information and we do not express any form of assurance conclusion thereon.

In connection with our audit of the consolidated Ind AS financial statements, our responsibility is to read the other information and, in doing so, consider whether the other information is materially inconsistent with the consolidated Ind AS financial statements or our knowledge obtained during the course of our audit or otherwise appears to be materially misstated.

If, based on the work we have performed, we conclude that there is a material misstatement of this other information, we are required to report that fact. We have nothing to report in this regard.

### **Management's Responsibility for the Consolidated Ind AS Financial Statements**

The Holding Group's Board of Directors is responsible for the matters stated in section 134(5) of the Act with respect to the preparation of these consolidated Ind AS financial statements that give a true and fair view of the consolidated financial position, consolidated Ind AS financial performance, consolidated total comprehensive income, consolidated changes in equity and consolidated cash flows of the Group in accordance with the Ind AS and other accounting principles generally accepted in India. This responsibility also includes maintenance of adequate accounting records in accordance with the provisions of the Act for safeguarding the assets of the Group and for preventing and detecting frauds and other irregularities; selection and application of appropriate accounting policies; making judgments and estimates that are reasonable and prudent; and design, implementation and maintenance of adequate internal financial controls, that were operating effectively for ensuring the accuracy and completeness of the accounting records, relevant to the preparation and presentation of the consolidated Ind AS financial statements that give a true and fair view and are free from material misstatement, whether due to fraud or error.

In preparing the consolidated Ind AS financial statements, the respective Board of Directors of the companies included in the Group are responsible for assessing the Group's ability to continue as a going concern, disclosing, as applicable, matters related to going concern and using the going concern basis of accounting unless management either intends to liquidate the Group or to cease operations, or has no realistic alternative but to do so.

The respective Board of Directors of the companies included in the Group are also responsible for overseeing the financial reporting process of the Group.

### **Auditor's Responsibilities for the Audit of the Consolidated Ind AS Financial Statements**

Our objectives are to obtain reasonable assurance about whether the consolidated Ind AS financial statements as a whole are free from material misstatement, whether due to fraud or error, and to issue an auditor's report that includes our opinion. Reasonable assurance is a high level of assurance but is not a guarantee that an audit conducted in accordance with SAs will always detect a material misstatement when it exists. Misstatements can arise from fraud or error and are considered material if, individually or in the aggregate, they could reasonably be expected to influence the economic decisions of users taken on the basis of these consolidated Ind AS financial statements.

As part of an audit in accordance with SAs, we exercise professional judgment and maintain professional skepticism throughout the audit. We also:

- Identify and assess the risks of material misstatement of the consolidated Ind AS financial statements, whether due to fraud or error, design and perform audit procedures responsive to those risks, and obtain audit evidence that is sufficient and appropriate to provide a basis for our opinion. The risk of not detecting a material misstatement resulting from fraud is higher than for one resulting from error, as fraud may involve collusion, forgery, intentional omissions, misrepresentations, or the override of internal control.
- Obtain an understanding of internal financial controls relevant to the audit in order to design audit procedures that are appropriate in the circumstances. Under section 143(3)(i) of the Act, we are also responsible for expressing our opinion on whether the Holding Group, has adequate internal financial controls system in place and the operating effectiveness of such controls.
- Evaluate the appropriateness of accounting policies used and the reasonableness of accounting estimates and related disclosures made by management.
- Conclude on the appropriateness of management's use of the going concern basis of accounting and, based on the audit evidence obtained, whether a material uncertainty exists related to events or conditions that may cast significant doubt on the ability of the Group to continue as a going concern. If we conclude that a material uncertainty exists, we are required to draw attention in our auditor's report to the related disclosures in the consolidated Ind AS financial statements or, if such disclosures are inadequate, to modify our opinion. Our conclusions are based on the audit evidence obtained up to the date of our auditor's report. However, future events or conditions may cause the Group to cease to continue as a going concern.
- Evaluate the overall presentation, structure, and content of the consolidated Ind AS financial statements, including the disclosures, and whether the consolidated Ind AS financial statements represent the underlying transactions and events in a manner that achieves fair presentation.

Materiality is the magnitude of misstatements in the consolidated Ind AS financial statements that, individually or in aggregate, makes it probable that the economic decisions of a reasonably knowledgeable user of the financial statements may be influenced. We consider quantitative materiality and qualitative factors in (i) planning the scope of our audit work and in evaluating the results of our work; and (ii) to evaluate the effect of any identified misstatements in the financial statements.

We communicate with those charged with governance regarding, among other matters, the planned scope and timing of the audit and significant audit findings, including any significant deficiencies in internal control that we identify during our audit.

We also provide those charged with governance with a statement that we have complied with relevant ethical requirements regarding independence, and to communicate with them all relationships and other matters that may reasonably be thought to bear on our independence, and where applicable, related safeguards.

From the matters communicated with those charged with governance, we determine those matters that were of most significance in the audit of the consolidated Ind AS financial statements of the current period and are therefore the key audit matters. We describe these matters in our auditor's report unless law or regulation precludes public disclosure about the matter or when, in extremely rare circumstances, we determine that a matter should not be communicated in our report because the adverse consequences of doing so would reasonably be expected to outweigh the public interest benefits of such communication.

#### **Other Matter**

1. Based on the information provided to us by the management, MPS Telecom Private Limited ("Erstwhile Entity") merged into Optiemus Infracom Limited ("The Holding Company") w.e.f. April 30, 2018 had paid excess differential countervailing "CVD" @ 5.00% pursuant to notification no. 04/2014-CE dated 17-02-2014 on the import of mobile phones for trading purposes for the period February 17, 2014 to February 28, 2015. Pursuant to application filed for re-assessment an order received for the re-

assessment of bills of entries, the Holding Company entitles itself as an eligible applicant to get a refund of ₹ 4,475.18 Lakhs in respect of the subject “excess differential countervailing duty paid”. Since, the order received is a re – assessment order only and final refund order is expected to be received in due course of time. In the absence of such an order, the subject refund of excess differential countervailing duty paid does not become virtually certain and as a result of which the management of the holding company adopts to record the same in its books of accounts on the receipt of refund order or realization proceeds whichever is earlier.

2. We did not audit the financial statements and other financial information, in respect of the subsidiaries, whose Ind AS financial statements include total assets of ₹ 31,775.35 Lakhs as at March 31, 2023, and total revenues of ₹ 57,660.95 Lakhs and net cash outflow of ₹ 755.51 Lakhs for the year ended on that date. These Ind AS financial statements and other financial information have been audited by other auditor, whose financial statements, other financial information and auditor’s report have been furnished to us by the management.

Our opinion on the consolidated Ind AS financial statements, in so far as it relates to the amounts and disclosures included in respect of the subsidiaries, and our report in terms of sub-sections (3) of Section 143 of the Act, in so far as it relates to the aforesaid subsidiaries, is based solely on the report of such other auditor.

Our opinion above on the consolidated Ind AS financial statements, and our report on other legal and regulatory requirements below, is not modified in respect of the above matter with respect to our reliance on the work done and the reports of the other auditors.

#### **Report on Other Legal and Regulatory Requirements**

1. As required by Section 143(3) of the Act, based on our audit we report that:
  - a) We have sought and obtained all the information and explanations which to the best of our knowledge and belief were necessary for the purposes of our audit of the aforesaid consolidated Ind AS financial statements.
  - b) In our opinion, proper books of account as required by law relating to preparation of the aforesaid consolidated Ind AS financial statements have been kept so far as it appears from our examination of those books.
  - c) The consolidated balance Sheet, the consolidated Statement of Profit and Loss including consolidated other Comprehensive Income, consolidated statement of Changes in Equity and the consolidated statement of Cash Flow dealt with by this Report are in agreement with the relevant books of account maintained for the purpose of preparation of the consolidated Ind AS financial statements.
  - d) In our opinion, the aforesaid consolidated Ind AS financial statements comply with the Ind AS specified under Section 133 of the Act, read with Rule 7 of the Companies (Accounts) Rules, 2014.
  - e) On the basis of the written representations received from the directors as on March 31, 2023 taken on record by the Board of Directors of the Holding Group and its subsidiaries incorporated in India and the reports of the statutory auditors of the subsidiary companies incorporated in India, none of the directors of the Group is disqualified as on March 31, 2023 from being appointed as a director in terms of Section 164 (2) of the Act.
  - f) With respect to the adequacy and the operating effectiveness of the internal financial controls over financial reporting of the with reference to these Consolidated Financial Statements of the Holding Group and its subsidiaries, associate, refer to our separate Report in “Annexure A” which is based on the auditor’s reports of the Holding Group and its subsidiary companies incorporated in India.

- g) With respect to the other matters to be included in the Auditor's Report in accordance with the requirements of section 197(16) of the Act, as amended:
- In our opinion and to the best of our information and according to the explanations given to us, the remuneration paid by the Holding Group, its subsidiaries and associate to its directors during the year is in accordance with the provisions of section 197 of the Act.
- h) With respect to the other matters to be included in the Auditor's Report in accordance with Rule 11 of the Companies (Audit and Auditors) Rules, 2014, as amended in our opinion and to the best of our information and according to the explanations given to us:
- i. The Consolidated Ind AS financial statement disclosed the impact of pending litigations on the consolidated financial position of the Group.
  - ii. The Group has made provision, as required under the applicable law or accounting standards, for material foreseeable losses, if any, on long-term contracts including derivative contracts.
  - iii. The Holding Group, its subsidiaries and associate is not required to transfer any amount to the Investor Education and Protection Fund.
2. As required by the Companies (Auditor's Report) Order, 2020 ("the Order") issued by the central government in terms of Section 143(11) of the Act, we give "**Annexure B**" a statement on the matters specified in paragraphs 3 and 4 of the Order.

**For Mukesh Raj & Co.**  
*Chartered Accountants*  
**ICAI Firm Registration Number: 016693N**

**Mukesh Goel**  
Partner  
**ICAI Membership Number: 094837**  
**UDIN: 23094837BGVUKY3201**

**Place: Noida, Uttar Pradesh**  
**Date: May 26, 2023**

## **“Annexure A” to the Independent Auditor’s Report**

(Referred to in paragraph 1(f) under ‘Report on Other Legal and Regulatory Requirements’ section of our report to the Members of Optiemus Infracom Limited of even date)

### **Report on the Internal Financial Controls Over Financial Reporting under Clause (i) of Sub-section 3 of Section 143 of the Companies Act, 2013 (“the Act”)**

We have audited the internal financial controls over financial reporting of **Optiemus Infracom Limited** (“the Holding Group”) which includes its subsidiaries and associate as of March 31, 2023, in conjunction with our audit of the consolidated financial statements of the Group for the year ended on that date.

#### **Management’s Responsibility for Internal Financial Controls**

The Board of Directors of the Holding Group and its subsidiary companies, which are companies incorporated in India, are responsible for establishing and maintaining internal financial controls based on the internal control over financial reporting criteria established by the Holding Group considering the essential components of internal control stated in the Guidance Note on Audit of Internal Financial Controls Over Financial Reporting issued by the Institute of Chartered Accountants of India. These responsibilities include the design, implementation and maintenance of adequate internal financial controls that were operating effectively for ensuring the orderly and efficient conduct of its business, including adherence to respective Group’s policies, the safeguarding of its assets, the prevention and detection of frauds and errors, the accuracy and completeness of the accounting records, and the timely preparation of reliable financial information, as required under the Companies Act, 2013.

#### **Auditor’s Responsibility**

Our responsibility is to express an opinion on the internal financial controls over financial reporting of the Group, its subsidiary companies and associate, which are companies incorporated in India, based on our audit. We conducted our audit in accordance with the Guidance Note on Audit of Internal Financial Controls Over Financial Reporting (the “Guidance Note”) issued by the Institute of Chartered Accountants of India and the Standards on Auditing prescribed under Section 143(10) of the Companies Act, 2013, to the extent applicable to an audit of internal financial controls. Those Standards and the Guidance Note require that we comply with ethical requirements and plan and perform the audit to obtain reasonable assurance about whether adequate internal financial controls over financial reporting was established and maintained and if such controls operated effectively in all material respects.

Our audit involves performing procedures to obtain audit evidence about the adequacy of the internal financial controls system over financial reporting and their operating effectiveness. Our audit of internal financial controls over financial reporting included obtaining an understanding of internal financial controls over financial reporting, assessing the risk that a material weakness exists, and testing and evaluating the design and operating effectiveness of internal control based on the assessed risk. The procedures selected depend on the auditor’s judgment, including the assessment of the risks of material misstatement of the financial statements, whether due to fraud or error.

We believe that the audit evidence we have obtained, is sufficient and appropriate to provide a basis for our audit opinion on the internal financial controls system over financial reporting of the Holding Group and its subsidiary companies, which are companies incorporated in India.

#### **Meaning of Internal Financial Controls over Financial Reporting**

A Group’s internal financial control over financial reporting is a process designed to provide reasonable assurance regarding the reliability of financial reporting and the preparation of financial statements for external purposes in accordance with generally accepted accounting principles. A Group’s internal financial control over financial reporting includes those policies and procedures that:

- (1) Pertain to the maintenance of records that, in reasonable detail, accurately and fairly reflect the transactions and dispositions of the assets of the Group;
- (2) Provide reasonable assurance that transactions are recorded as necessary to permit preparation of financial statements in accordance with generally accepted accounting principles, and that receipts and expenditures of the Group are being made only in accordance with authorizations of management and directors of the Group; and
- (3) Provide reasonable assurance regarding prevention or timely detection of unauthorized acquisition, use, or disposition of the Group's assets that could have a material effect on the financial statements.

#### **Limitations of Internal Financial Controls over Financial Reporting**

Because of the inherent limitations of internal financial controls over financial reporting, including the possibility of collusion or improper management override of controls, material misstatements due to error or fraud may occur and not be detected. Also, projections of any evaluation of the internal financial controls over financial reporting to future periods are subject to the risk that the internal financial control over financial reporting may become inadequate because of changes in conditions, or that the degree of compliance with the policies or procedures may deteriorate.

#### **Opinion**

In our opinion, to the best of our information and according to the explanations given to us, the Holding Group, its subsidiary companies and associate, which are companies incorporated in India, have, in all material respects, an adequate internal financial controls system over financial reporting and such internal financial controls over financial reporting were operating effectively as at March 31, 2023, based on the internal control over financial reporting criteria established by the Group considering the essential components of internal control stated in the Guidance Note on Audit of Internal Financial Controls Over Financial Reporting issued by the Institute of Chartered Accountants of India.

#### **Other Matter**

Our report under Section 143(3) (i) of the Act on the adequacy and operating effectiveness of the internal financial controls over financial reporting with reference to these consolidated Ind AS financial statements of the Holding Company, insofar as it relates to the subsidiary, is based on the corresponding report of the auditors of such subsidiary.

**For Mukesh Raj & Co.**  
*Chartered Accountants*  
**ICAI Firm Registration Number: 016693N**

**Mukesh Goel**  
Partner  
**ICAI Membership Number: 094837**  
**UDIN: 23094837BGVUKY3201**

**Place: Noida, Uttar Pradesh**  
**Date: May 26, 2023**



## **“Annexure B” to the Independent Auditor’s Report**

**(Referred to in paragraph 3 under ‘Report on Other Legal and Regulatory Requirements’ section of our report to the members of Optiemus Infracom Limited of even date)**

To the best of our information and according to the explanations provided to us by the company and the books of accounts and records examined by us in the normal course of audit, we state that:

1. With respect to the matters specified in paragraphs 3(xxi) and 4 of the Companies (Auditor’s Report) Order, 2020 (the “Order”/ “CARO”) issued by the Central Government in terms of Section 143(11) of the Act, to be included in the Auditor’s report, according to the information and explanations given to us, based on the CARO report issued by us for the company and CARO reports issued by other auditors of the subsidiary companies included in the consolidated financial statements of the Company, to which reporting under CARO is applicable, we report that there are no qualifications or adverse remarks in these CARO reports.

**For Mukesh Raj & Co.**

*Chartered Accountants*

**ICAI Firm Registration Number: 016693N**

**Mukesh Goel**

Partner

**ICAI Membership Number: 094837**

**UDIN: 23094837BGVUKY3201**

**Place: Noida, Uttar Pradesh**

**Date: May 26, 2023**

**CONSOLIDATED BALANCE SHEET AS AT 31<sup>st</sup> MARCH, 2023**

(₹ in Lacs)			
Particulars	Notes	As at 31-Mar-23	As at 31-Mar-22
<b>ASSETS</b>			
<b>(1) Non - current assets</b>			
(a) Property, Plant and Equipment	3 (a)	8,779.47	5,394.38
(b) Right to use Assets	3 (c)	6,393.91	-
(c) Capital work-in-progress	4	261.43	225.35
(d) Investment Property	5	98.04	98.04
(e) Goodwill		5,753.23	5,753.23
(f) Other Intangible assets	3 (b)	8.05	7.11
(g) Financial Assets	<b>6</b>		
(i) Investments	6 (a)	4,432.48	4,211.23
(ii) Loans	6 (b)	52.15	53.15
(iii) Other financial assets	6 (c)	698.80	625.74
(h) Deferred tax assets (net)	7	771.08	1,366.06
(i) Other non - current assets	8	1,351.58	2,247.35
<b>Total non - current assets (A)</b>		<b>28,600.22</b>	<b>19,981.64</b>
<b>(2) Current assets</b>			
(a) Inventories	9	11,489.45	659.90
(b) Financial Assets	<b>10</b>		
(i) Investments	10 (a)	27.78	26.80
(ii) Trade receivables	10 (b)	37,269.61	25,576.93
(iii) Cash and cash equivalents	10 (c)	1,422.99	2,523.26
(iv) Bank balances other than (iii) above	10 (d)	358.04	603.08
(v) Loans	10 (e)	1,369.10	1,435.08
(vi) Other financial assets	10 (f)	2,855.53	309.57
(c) Current tax assets (net)		475.50	271.40
(d) Other current assets	11	7,266.49	5,230.41
<b>Total current assets (B)</b>		<b>62,534.49</b>	<b>36,636.43</b>
<b>Total assets (A+B)</b>		<b>91,134.71</b>	<b>56,618.07</b>
<b>EQUITY AND LIABILITIES</b>			
<b>Equity</b>			
(a) Equity Share Capital	12	8,585.72	8,581.42
(b) Other Equity		29,660.51	24,428.90
<b>Total Equity (C)</b>		<b>38,246.23</b>	<b>33,010.32</b>
<b>Non controlling interest</b>		(24.65)	(57.29)
<b>Liabilities</b>			
<b>(1) Non - current liabilities</b>			
(a) Financial Liabilities	<b>13</b>		
(i) Borrowings	13 (a)	1,203.10	1,975.15
(ia) Lease liabilities		5,514.90	-

Particulars	Notes	(₹ in Lacs)	
		As at 31-Mar-23	As at 31-Mar-22
(b) Provisions	14	107.26	67.20
(c) Deferred tax liabilities (net)		37.60	-
<b>Total non - current liabilities (D)</b>		<b>6,838.21</b>	<b>1,985.06</b>
<b>(2) Current liabilities</b>			
(a) Financial Liabilities	<b>15</b>		
(i) Borrowings	15 (a)	4,266.17	2,344.72
(ia) Lease liabilities		792.86	-
(ii) Trade Payables	15 (b)		
(a) total outstanding dues of micro enterprises and small enterprises; and		353.00	48.00
(b) total outstanding dues of creditors other than micro enterprises and small enterprises.		32,700.14	17,627.46
(iii) Other financial liabilities (other than those specified in item (c))	15 (c)	2,369.87	441.88
(b) Other current liabilities	16	5,219.14	657.93
(c) Provisions	17	273.88	2.44
(d) Current tax liabilities (net)		75.21	500.26
<b>Total current liabilities (E)</b>		<b>46,050.27</b>	<b>21,622.69</b>
<b>Total liabilities (D+E)</b>		<b>52,888.48</b>	<b>23,607.75</b>
<b>Total Equity and Liabilities (C+D+E)</b>		<b>91,134.71</b>	<b>56,618.07</b>

The accompanying notes form an integral part of the consolidated Ind AS financial statements. 1 to 44

As per our report of even date

**For Mukesh Raj & Co.**  
Chartered Accountants  
ICAI Firm Registration No. : 016693N

**Mukesh Goel**  
Partner  
Membership No.: 094837

**Place:** Noida (Uttar Pradesh)  
**Date:** May 26, 2023

**For and on behalf of the Board of Directors of  
Optiemus Infracom Limited**

**Ashok Gupta**  
Executive Chairman  
DIN: 00277434

**Parveen Sharma**  
Chief Financial Officer  
PAN: ATWPS6301D

**Neetesh Gupta**  
Director  
DIN : 00030782

**Vikas Chandra**  
Company Secretary  
PAN: AFGPC4820F

**CONSOLIDATED PROFIT AND LOSS STATEMENT FOR THE YEAR ENDED  
31<sup>st</sup> MARCH, 2023**

₹ in Lacs except Earning Per Share

Particulars	Notes	For the year ended 31-Mar-23	For the year ended 31-Mar-22
I Revenue from operations	18	1,17,388.10	47,163.22
II Other Income	19	5,404.72	3,591.47
<b>III Total Income (I+II)</b>		<b>1,22,792.82</b>	<b>50,754.69</b>
<b>IV Expenses</b>			
- Cost of materials consumed	20	58,399.86	1,446.98
- Purchase of traded goods	21	54,611.16	43,254.63
- (Increase)/Decrease in inventories of finished goods, stock-in-trade and work-in-progress	22	(8,713.82)	110.12
- Employee benefits expense	23	4,079.45	859.67
- Finance costs	24	580.20	508.65
- Depreciation and amortization expense	25	1,296.63	630.85
- Other expenses	26	6,533.82	3,385.40
<b>Total expenses (IV)</b>		<b>1,16,787.30</b>	<b>50,196.30</b>
<b>V Profit / (Loss) before share of (profit)/loss of an associate and tax (III-IV)</b>		<b>6,005.52</b>	<b>558.39</b>
VI Share of profit/(loss) of an associate		(691.68)	(89.07)
<b>VII Profit/(Loss) before exceptional items and tax (V+VI)</b>		<b>5,313.84</b>	<b>469.33</b>
VIII Exceptional Items		-	-
<b>IX Profit / (Loss) before tax (VII-VIII)</b>		<b>5,313.84</b>	<b>469.33</b>
<b>X Tax expense:</b>	7		
(1) Current Tax		(307.77)	(816.98)
(2) Adjustment of tax relating to earlier periods		277.94	73.70
(3) Deferred Tax Credit		(1,096.38)	181.81
<b>XI Profit / (Loss) for the period (IX-X)</b>		<b>4,187.63</b>	<b>(92.17)</b>
<b>XII Other Comprehensive Income</b>			
<b>A.</b> (i) Items that will not be reclassified to profit or loss		(0.74)	4.61
(ii) Income tax relating to items that will not be reclassified to profit or loss		-	-
<b>B.</b> (i) Items that will be reclassified to profit or loss		-	-
(ii) Income tax relating to items that will be reclassified to profit or loss		-	-
<b>XIII Total comprehensive income (XI + XII)</b>		<b>4,186.89</b>	<b>(87.56)</b>
(Comprising Profit/(Loss) and Other Comprehensive Income)			

₹ in Lacs except Earning Per Share

Particulars	Notes	₹ in Lacs except Earning Per Share	
		For the year ended 31-Mar-23	For the year ended 31-Mar-22
XIV Earnings per equity share	27		
Basic		4.88	(0.10)
Diluted		4.87	(0.10)

The accompanying notes form an integral part of the consolidated Ind AS financial statements. 1 to 44

As per our report of even date

**For Mukesh Raj & Co.**  
Chartered Accountants  
ICAI Firm Registration No. : 016693N

**Mukesh Goel**  
Partner  
Membership No.: 094837

**Place:** Noida (Uttar Pradesh)  
**Date:** May 26, 2023

**For and on behalf of the Board of Directors of  
Optiemus Infracom Limited**

**Ashok Gupta**  
Executive Chairman  
DIN: 00277434

**Parveen Sharma**  
Chief Financial Officer  
PAN: ATWPS6301D

**Neetesh Gupta**  
Director  
DIN : 00030782

**Vikas Chandra**  
Company Secretary  
PAN: AFGPC4820F

**CONSOLIDATED CASH FLOWS STATEMENT FOR THE YEAR ENDED 31<sup>st</sup> MARCH, 2023**

Particulars	₹ in Lacs	
	Year ended 31-Mar-23	Year ended 31-Mar-22
<b>A. Cash flow from operating activities</b>		
Profit before tax	5,313.84	469.29
<b><u>Adjustments to reconcile profit before tax to net cash flows :</u></b>		
Depreciation of property, plant and equipment	1,296.63	630.85
Bad debts and advances written off	4,352.06	1,739.32
Provision for doubtful debtors	100.00	-
Provision of Gratuity made	26.85	11.15
Share in (profit)/loss of associate	691.68	89.07
Provision for diminution in value of Investments or investments written off	0.12	0.87
Finance costs	536.91	508.65
Foreign exchange gain/ loss	(194.63)	58.48
Profit on sale of property, plant and equipment	(10.44)	-
Excess liabilities written back	(2,490.70)	(2,638.04)
Interest income	(1,511.12)	(903.36)
Unbilled Revenue	(314.85)	-
Fair value gain on financial instruments at fair value through profit or loss	(914.03)	(2.65)
<b>Operating profit before working capital changes</b>	<b>6,882.31</b>	<b>(36.38)</b>
<b><u>Working Capital Adjustments :</u></b>		
(Increase)/ Decrease in trade and other receivables and prepayments	(19,804.06)	(12,328.01)
(Increase)/Decrease in inventories	(10,829.55)	5.49
Increase in trade and other payables and provision	24,836.86	15,262.51
<b>Cash generated from operations</b>	<b>1,085.57</b>	<b>2,903.61</b>
Income Tax Paid	(969.76)	(135.62)
<b>Net cash flow generated from operating activities (A)</b>	<b>115.82</b>	<b>2,768.00</b>
<b>B. Cash flow from investing activities</b>		
Acquisition of property, plant and equipment and intangible assets	(3,618.06)	(4,241.73)
Proceeds from sale of property, plant and equipment	17.44	10.08
Investment in capital work-in-progress	(36.09)	-
Right to use Asset	(6,393.91)	-
Acquisition of goodwill in subsidiaries	-	(5,705.98)
Acquisition of NCI shares	-	108.26
Proceeds from fixed deposits with original maturities more than 3 months (net)	245.05	(172.63)
Repayment of loans received / (loans given)	66.98	11,488.82
Interest received	1,511.12	903.36
<b>Net cash flow generated from/(used in) investing activities (B)</b>	<b>(8,207.47)</b>	<b>2,390.19</b>

Particulars	₹ in Lacs	
	Year ended 31-Mar-23	Year ended 31-Mar-22
<b>C. Cash flow from financing activities</b>		
Issue of Equity share capital	4.30	-
Proceeds from / (repayment) of term loans	(772.05)	1,588.67
Proceeds from / (repayment) of short-term borrowings (net)	1,921.46	(7,506.15)
Lease Liability	6,264.08	-
Finance costs paid	(536.91)	(508.65)
Proceeds from Security Premium on issuance of share capital	110.51	-
<b>Net cash flow generated from/(used in) financing activities (C)</b>	<b>6,991.38</b>	<b>(6,426.13)</b>
<b>Net (decrease)/increase in cash &amp; cash equivalents [(A)+(B)+(C)]</b>	<b>(1,100.28)</b>	<b>(1,267.96)</b>
Cash and cash equivalents at the beginning of the year	2,523.26	3,791.22
<b>Cash and cash equivalents at the end of the year</b>	<b>1,422.99</b>	<b>2,523.26</b>
<b>Components of cash and cash equivalents</b>		
Balances with banks in current accounts	1,422.66	958.75
Cash on hand	0.33	0.51
Cheques in hand	-	1,564.00
	<b>1,422.99</b>	<b>2,523.26</b>

The accompanying notes form an integral part of the consolidated Ind AS financial statements. 1 to 44

As per our report of even date

**For Mukesh Raj & Co.**  
Chartered Accountants  
ICAI Firm Registration No. : 016693N

**Mukesh Goel**  
Partner  
Membership No.: 094837

**Place:** Noida (Uttar Pradesh)  
**Date:** May 26, 2023

**For and on behalf of the Board of Directors of  
Optiemus Infracom Limited**

**Ashok Gupta**  
Executive Chairman  
DIN: 00277434

**Parveen Sharma**  
Chief Financial Officer  
PAN: ATWPS6301D

**Neetesh Gupta**  
Director  
DIN : 00030782

**Vikas Chandra**  
Company Secretary  
PAN: AFGPC4820F

**STATEMENT OF CHANGES IN EQUITY FOR THE YEAR ENDED 31<sup>st</sup> MARCH, 2023**

**For the year ended 31st March, 2023**

**₹ in Lacs**

Particulars	Share Capital		Reserves and surplus				Items of OCI		Total	Non-controlling interests	Total equity
	No. of Shares	Amount	General reserve	Security Premium Reserve	Capital Reserve	Retained earnings	FVTOCI	Foreign currency Translation reserve			
<b>As at April 01, 2020</b>	858.14	8,581.42	261.00	-	3,562.00	11,205.44	(157.17)	116.57	14,987.84	(90.21)	14,897.62
Profit for the year			-	-	-	9,526.53	-	-	9,526.53	(69.89)	9,456.64
Other comprehensive income			-	-	-	-	(9.16)	(1.98)	(11.14)	-	(11.14)
Deletion of subsidiaries			-	-	-	5.07	-	-	5.07	0.07	5.13
<b>As at March 31, 2021</b>	<b>858.14</b>	<b>8,581.42</b>	<b>261.00</b>	<b>-</b>	<b>3,562.00</b>	<b>20,737.04</b>	<b>(166.33)</b>	<b>114.59</b>	<b>24,508.31</b>	<b>(160.03)</b>	<b>24,348.26</b>
<b>As at April 01, 2021</b>	858.14	8,581.42	261.00	-	3,562.00	20,737.04	(166.33)	114.59	24,508.31	(160.03)	24,348.26
Profit for the year			-	-	-	(86.65)	-	-	(86.65)	(5.52)	(92.17)
Other comprehensive income			-	-	-	-	4.61	2.63	7.24	-	7.24
Deletion of subsidiaries			-	-	-	-	-	-	-	108.26	108.26
<b>As at March 31, 2022</b>	<b>858.14</b>	<b>8,581.42</b>	<b>261.00</b>	<b>-</b>	<b>3,562.00</b>	<b>20,650.39</b>	<b>(161.72)</b>	<b>117.22</b>	<b>24,428.90</b>	<b>(57.29)</b>	<b>24,371.61</b>
<b>As at April 01, 2022</b>	858.14	8,581.42	261.00	-	3,562.00	20,650.39	(161.72)	117.22	24,428.90	(57.29)	24,371.61
Issue of Equity Shares	0.43	4.30	-	-	-	-	-	-	4.30	-	4.30
Profit for the year			-	-	-	4,154.95	-	-	4,154.95	32.64	4,187.59
Other comprehensive income			-	-	-	-	(0.74)	7.64	6.89	-	6.89
Transfer from ESOP reserve on exercise of employee stock option			-	110.51	-	-	-	-	110.51	-	110.51
Prior Period Adjustments in subsidiaries and associates			-	-	-	954.95	-	-	954.95	-	954.95
<b>As at March 31, 2023</b>	<b>858.57</b>	<b>8,585.72</b>	<b>261.00</b>	<b>110.51</b>	<b>3,562.00</b>	<b>25,760.30</b>	<b>(162.46)</b>	<b>124.85</b>	<b>29,660.51</b>	<b>(24.65)</b>	<b>29,635.86</b>



## **NOTES FORMING PART OF THE CONSOLIDATED FINANCIAL STATEMENT**

### **1. Corporate Information**

The Group is primarily engaged in the trading and manufacturing of mobile handset and mobile accessories. Manufacturing is majorly restricted for third party brands.

### **2. Significant Accounting Policies**

#### **2.1 Basis of Preparation**

Group consolidates entities which it owns or controls. The consolidated financial statements comprise the financial statements of the Holding Company, its controlled subsidiaries and associate as disclosed in Note 33. Control exists when the parent has power over the entity, is exposed, or has rights, to variable returns from its involvement with the entity and has the ability to affect those returns by using its power over the entity. Power is demonstrated through existing rights that give the ability to direct relevant activities, those which significantly affect the entity's returns. Subsidiaries are consolidated from the date control commences until the date control ceases.

The financial statements of the group companies are consolidated on a line by line basis and intra group balances and transactions including unrealized gain / loss from such transactions are eliminated upon consolidation. These financial statements are prepared by applying uniform accounting policies in use at the Group. Non-controlling interests which represent part of the net profit or loss and net assets of subsidiaries that are not, directly or indirectly, owned or controlled by the Holding company, are excluded.

#### **2.2 Summary of Significant Accounting Policies**

##### **2.2.1 Use of Estimates**

The preparation of financial statements in conformity with Ind AS recognition and measurement principles and, in particular, making the critical accounting judgments require the use of estimates and assumptions that affect the reported amounts of assets, liabilities, revenues and expenses. Management reviews its estimates on an ongoing basis using currently available information. Changes in facts and circumstances or obtaining new information or more experience may result in revised estimates, and actual results could differ from those estimates.

##### **2.2.2 Classification of Assets and Liabilities as Current or Non-Current**

The Group presents current and non-current assets, and current and non-current liabilities, as separate classifications in its statement of financial position on the basis of realization of assets.

An asset is classified as current when it is:

- expected to be realized or intended to be sold or consumed in the normal operating cycle
- held primarily for the purpose of trading
- expected to be realized within twelve months after the reporting period, or
- cash or cash equivalent unless restricted from being exchanged or used to settle a liability for at least twelve months after the reporting period

A liability is classified as current when:

- it is expected to be settled in the normal operating cycle
- it is held primarily for the purpose of trading
- it is due to be settled within twelve months after the reporting period, or
- there is no unconditional right to defer the settlement of the liability for at least twelve months after the reporting period

All other assets and liabilities are classified as non-current. Deferred tax assets and liabilities are classified as non-current assets and liabilities.

### **2.2.3 Business combination and goodwill**

In accordance with Ind AS 101 provisions related to first time adoption, the Group has elected to apply Ind AS accounting for business combinations prospectively from 1 April 2016. As such, Indian GAAP balances relating to business combinations entered into before that date, including goodwill, have been carried forward with minimal adjustment.

Business combinations are accounted for using the acquisition method. The cost of an acquisition is measured as the aggregate of the consideration transferred measured at acquisition date fair value and the amount of any non-controlling interests in the acquiree. For each business combination, the Group elects whether to measure the non-controlling interests in the acquiree at fair value or at the proportionate share of the acquiree's identifiable net assets. Acquisition-related costs are expensed as incurred.

At the acquisition date, the identifiable assets acquired and the liabilities assumed are recognized at their acquisition date fair values. For this purpose, the liabilities assumed include contingent liabilities representing present obligation and they are measured at their acquisition fair values irrespective of the fact that outflow of resources embodying economic benefits is not probable. However, the following assets and liabilities acquired in a business combination are measured at the basis indicated below:

- Deferred tax assets or liabilities, and the assets or liabilities related to employee benefit arrangements are recognized and measured in accordance with Ind AS 12 Income Tax and Ind AS 19 Employee Benefits respectively.

When the Group acquires a business, it assesses the financial assets and liabilities assumed for appropriate classification and designation in accordance with the contractual terms, economic circumstances and pertinent conditions as at the acquisition date. This includes the separation of embedded derivatives in host contracts by the acquiree.

If the business combination is achieved in stages, any previously held equity interest is re-measured at its acquisition date fair value and any resulting gain or loss is recognised in profit or loss or OCI, as appropriate. Any contingent consideration to be transferred by the acquirer is recognised at fair value at the acquisition date. Contingent consideration classified as an asset or liability that is a financial instrument and within the scope of Ind AS 109 Financial Instruments, is measured at fair value with changes in fair value recognised in profit or loss. If the contingent consideration is not within the scope of Ind AS 109, it is measured in accordance with the appropriate Ind AS. Contingent consideration that is classified as equity is not re-measured at subsequent reporting dates and subsequent its settlement is accounted for within equity.

Goodwill is initially measured at cost, being the excess of the aggregate of the consideration transferred and the amount recognized for non-controlling interests, and any previous interest held, over the net identifiable assets acquired and liabilities assumed. If the fair value of the net assets acquired is in excess of the aggregate consideration transferred, the Group re-assesses whether it has correctly identified all of the assets acquired and all of the liabilities assumed and reviews the procedures used to measure the amounts to be recognised at the acquisition date. If the reassessment still results in an excess of the fair value of net assets acquired over the aggregate consideration transferred, then the gain is recognised in OCI and accumulated in equity as capital reserve. However, if there is no clear evidence of bargain purchase, the entity recognises the gain directly in equity as capital reserve, without routing the same through OCI.

After initial recognition, goodwill is measured at cost less any accumulated impairment losses. For the purpose of impairment testing, goodwill acquired in a business combination is, from the

acquisition date, allocated to each of the Group cash-generating units that are expected to benefit from the combination, irrespective of whether other assets or liabilities of the acquiree are assigned to those units.

A cash generating unit to which goodwill has been allocated is tested for impairment annually, or more frequently when there is an indication that the unit may be impaired. If the recoverable amount of the cash generating unit is less than its carrying amount, the impairment loss is allocated first to reduce the carrying amount of any goodwill allocated to the unit and then to the other assets of the unit pro rata based on the carrying amount of each asset in the unit.

Any impairment loss for goodwill is recognised in profit or loss. An impairment loss recognised for goodwill is not reversed in subsequent periods. Where goodwill has been allocated to a cash-generating unit and part of the operation within that unit is disposed of, the goodwill associated with the disposed operation is included in the carrying amount of the operation when determining the gain or loss on disposal. Goodwill disposed in these circumstances is measured based on the relative values of the disposed operation and the portion of the cash-generating unit retained.

If the initial accounting for a business combination is incomplete by the end of the reporting period in which the combination occurs, the Group reports provisional amounts for the items for which the accounting is incomplete.

Those provisional amounts are adjusted through goodwill during the measurement period, or additional assets or liabilities are recognized, to reflect new information obtained about facts and circumstances that existed at the acquisition date that, if known, would have affected the amounts recognized at that date. These adjustments are called as measurement period adjustments. The measurement period does not exceed one year from the acquisition date.

#### **2.2.4 Investment in Associates**

An associate is an entity over which the Group has significant influence. Significant influence is the power to participate in the financial and operating policy decisions of the investee but is not control or joint control over those policies.

The considerations made in determining whether significant influence is similar to those necessary to determine control over the subsidiaries.

The Group's investments in its associate are accounted for using the equity method. Under the equity method, the investment in an associate is initially recognized at cost. The carrying amount of the investment is adjusted to recognize changes in the Group's share of net assets of the associate or joint venture since the acquisition date. Goodwill relating to the associate or joint venture is included in the carrying amount of the investment and is not tested for impairment individually.

The statement of profit and loss reflects the Group's share of the results of operations of the associate. Any change in OCI of those investees is presented as part of the Group's OCI. In addition, when there has been a change recognized directly in the equity of the associate, the Group recognizes its share of any changes, when applicable, in the statement of changes in equity. Unrealized gains and losses resulting from transactions between the Group and the associate are eliminated to the extent of the interest in the associate or joint venture.

If an entity's share of losses of an associate equals or exceeds its interest in the associate or joint venture (which includes any long term interest that, in substance, form part of the Group's net investment in the associate or joint venture), the entity discontinues recognizing its share of further losses. Additional losses are recognized only to the extent that the Group has incurred legal or constructive obligations or made payments on behalf of the associate. If the associate subsequently reports profits, the entity resumes recognizing its share of those profits only after its share of the profits equals the share of losses not recognized.

The aggregate of the Group's share of profit or loss of an associate is shown on the face of the statement of profit and loss.

The financial statements of the associate are prepared for the same reporting period as the Group. When necessary, adjustments are made to bring the accounting policies in line with those of the Group.

After application of the equity method, the Group determines whether it is necessary to recognize an impairment loss on its investment in its associate. At each reporting date, the Group determines whether there is objective evidence that the investment in the associate is impaired. If there is such evidence, the Group calculates the amount of impairment as the difference between the recoverable amount of the associate or joint venture and its carrying value, and then recognizes the loss as 'Share of profit of an associate' in the statement of profit or loss.

Upon loss of significant influence over the associate over the joint venture, the Group measures and recognizes any retained investment at its fair value. Any difference between the carrying amount of the associate upon loss of significant influence or joint control and the fair value of the retained investment and proceeds from disposal is recognized in profit or loss.

### **2.2.5 Revenue Recognition**

The Group derives revenues primarily from sale of mobile handsets and mobile accessories.

Revenue is recognised upon transfer of control of promised products or services to customers in an amount that reflects the consideration which the Group expects to receive in exchange for those products or services.

- Revenue from time and material and job contracts is recognised on output basis measured by units delivered, efforts expended, number of transactions processed, etc.
- Revenue related to fixed price maintenance and support services contracts where the Group is standing ready to provide services is recognised based on time elapsed mode and revenue is straight lined over the period of performance.
- In respect of other fixed-price contracts, revenue is recognised using percentage-of-completion method ('POC method') of accounting with contract costs incurred determining the degree of completion of the performance obligation. The contract costs used in computing the revenues include cost of fulfilling warranty obligations.

Revenue is measured based on the transaction price, which is the consideration, adjusted for volume discounts, service level credits, performance bonuses, price concessions and incentives, if any, as specified in the contract with the customer. Revenue also excludes taxes collected from customers.

Revenue from subsidiaries is recognised based on transaction price which is at arm's length.

Contract assets are recognised when there is excess of revenue earned over billings on contracts. Contract assets are classified as unbilled receivables (only act of invoicing is pending) when there is unconditional right to receive cash, and only passage of time is required, as per contractual terms.

Unearned and deferred revenue ("contract liability") is recognised when there is billings in excess of revenues.

The billing schedules agreed with customers include periodic performance based payments and / or milestone based progress payments. Invoices are payable within contractually agreed credit period.

In accordance with Ind AS 37, the Group recognises an onerous contract provision when the unavoidable costs of meeting the obligations under a contract exceed the economic benefits to be received.

Contracts are subject to modification to account for changes in contract specification and requirements. The Group reviews modification to contract in conjunction with the original contract, basis which the transaction price could be allocated to a new performance obligation, or transaction price of an existing obligation could undergo a change. In the event transaction price is revised for existing obligation, a cumulative adjustment is accounted for.

The Group disaggregates revenue from contracts with customers by industry verticals, geography and nature of services.

#### ***Use of significant judgements in revenue recognition***

- The Group's contracts with customers could include promises to transfer multiple products and services to a customer. The Group assesses the products / services promised in a contract and identifies distinct performance obligations in the contract. Identification of distinct performance obligation involves judgement to determine the deliverables and the ability of the customer to benefit independently from such deliverables.
- Judgement is also required to determine the transaction price for the contract. The transaction price could be either a fixed amount of customer consideration or variable consideration with elements such as volume discounts, service level credits, performance bonuses, price concessions and incentives. The transaction price is also adjusted for the effects of the time value of money if the contract includes a significant financing component. Any consideration payable to the customer is adjusted to the transaction price, unless it is a payment for a distinct product or service from the customer. The estimated amount of variable consideration is adjusted in the transaction price only to the extent that it is highly probable that a significant reversal in the amount of cumulative revenue recognised will not occur and is reassessed at the end of each reporting period. The Group allocates the elements of variable considerations to all the performance obligations of the contract unless there is observable evidence that they pertain to one or more distinct performance obligations.
- The Group uses judgement to determine an appropriate standalone selling price for a performance obligation. The Group allocates the transaction price to each performance obligation on the basis of the relative standalone selling price of each distinct product or service promised in the contract. Where standalone selling price is not observable, the Group uses the expected cost plus margin approach to allocate the transaction price to each distinct performance obligation.
- The Group exercises judgement in determining whether the performance obligation is satisfied at a point in time or over a period of time. The Group considers indicators such as how customer consumes benefits as services are rendered or who controls the asset as it is being created or existence of enforceable right to payment for performance to date and alternate use of such product or service, transfer of significant risks and rewards to the customer, acceptance of delivery by the customer, etc.
- Revenue for fixed-price contract is recognised using percentage-of-completion method. The Group uses judgement to estimate the future cost-to-completion of the contracts which is used to determine the degree of completion of the performance obligation.

#### **2.2.6 Property, Plant and Equipment**

Property, plant and equipment is recorded at cost less accumulated depreciation and impairment. Cost includes all related costs directly attributable to the acquisition or construction of the asset. Each part of an item of property, plant and equipment with a cost that is significant in relation to the total cost of the item is depreciated separately using written down value method.

Major improvements, which add to productive capacity or extend the life of an asset, are capitalized, while repairs and maintenance are expensed as incurred. Where a property, plant

and equipment comprises major components having different useful lives, these components are accounted for as separate items. The depreciation expense is recognized in the statement of profit or loss in the expense category consistent with the function of the property, plant and equipment.

Depreciation is provided for property, plant and equipment on written down value basis so as to expense the written down value over their estimated useful lives based on a technical evaluation. The estimated useful lives and residual values are reviewed at the end of each reporting period, with the effect of any change in estimate accounted for on a prospective basis.

**The estimated useful lives are as mentioned below:**

Type of Asset	Useful Lives
Buildings	60 years
Plant & Equipment	12 – 15 years
Computer Equipment	3 years
Vehicles	8 – 10 years
Office Equipment	5 years
Furniture and Fixtures	10 years

Property, plant and equipment under construction is recorded as capital work-in-progress until it is ready for its intended use; thereafter it is transferred to the related class of property, plant and equipment and depreciated over its estimated useful life. Interest incurred during construction is capitalized if the borrowing cost is directly attributable to the construction.

Gains or losses arising from de-recognition of a property, plant and equipment are measured as the difference between the net disposal proceeds and the carrying amount of the asset and are recognized in the statement of profit or loss when the asset is de-recognized.

The residual values and useful lives of property, plant and equipment are reviewed at each reporting date and adjusted if expectations differ from previous estimates. Depreciation methods applied to property, plant and equipment are reviewed at each reporting date and changed if there has been a significant change in the expected pattern of consumption of the future economic benefits embodied in the asset.

**2.2.7 Intangible Assets**

Intangible assets acquired separately are measured on initial recognition at cost. Following initial recognition, intangible assets are carried at cost less accumulated amortization and accumulated impairment losses, if any. Internally generated intangible assets, excluding capitalized development costs, are not capitalized and expenditure is recognized in the statement of profit or loss when it is incurred.

The useful lives of intangible assets are assessed as finite. Intangible assets are amortized over their useful economic lives and assessed for impairment whenever there is an indication that the intangible asset may be impaired. The amortization period and the amortization method are reviewed at least at the end of each reporting period. Changes in the expected useful life or the expected pattern of consumption of future economic benefits embodied in the asset are accounted for by changing the amortization period or method, as appropriate, and are treated as changes in accounting estimates. The amortization expense is recognized in the statement of profit or loss in the expense category consistent with the function of the intangible assets.

Gains or losses arising from de-recognition of an intangible asset are measured as the difference between the net disposal proceeds and the carrying amount of the asset and are recognized in the statement of profit or loss when the asset is de-recognized.

### **2.2.8 Impairment of Assets**

The Group assesses at each reporting date whether there is an indication that an asset may be impaired. If any indication exists, or when annual impairment testing for an asset is required, the Group estimates the asset's recoverable amount. An asset's recoverable amount is the higher of an asset's or Cash Generating Unit (CGU)'s fair value less costs of disposal and its value in use. It is determined for an individual asset, unless the asset does not generate cash inflows that are largely independent of those from other assets or Group of assets. Where the carrying amount of an asset or CGU exceeds its recoverable amount, the asset is considered impaired and is written down to its recoverable amount.

In assessing value in use, the estimated future cash flows are discounted to their present value using a pre-tax discount rate that reflects current market assessments of the time value of money and the risks specific to the asset. In determining fair value less costs of disposal, recent market transactions are taken into account. If no such transactions can be identified, an appropriate valuation model is used. These calculations are corroborated by valuation multiples, quoted share prices for publicly traded companies or other available fair value indicators.

The Group bases its impairment calculation on detailed budgets and forecasts which are prepared separately for each of the Group's CGU to which the individual assets are allocated. These budgets and forecast calculations are generally covering a period of five years. A long-term growth rate is calculated and applied to project future cash flows after the fifth year.

Impairment losses are recognized in the statement of profit or loss in those expense categories consistent with the function of the impaired asset.

### **2.2.9 Financial instruments**

A financial instrument is any contract that gives rise to a financial asset of one entity and a financial liability or equity instrument of another entity.

#### **i. Financial assets**

##### **Initial recognition and measurement**

Financial assets are classified, at initial recognition, as financial assets at fair value through profit or loss, fair value through OCI or at amortized cost as appropriate. The Group determines the classification of its financial assets at initial recognition.

All financial assets are recognised initially at fair value plus, in the case of assets not at fair value through profit or loss, transaction costs that are attributable to the acquisition of the financial asset.

The Group has the following financial assets in its statement of financial position

- Investments
- Cash
- Bank Balances
- Trade Receivables
- Loans

##### **Subsequent measurement**

The subsequent measurement of financial assets depends on their classification as described below:

##### **Financial assets at FVTPL or FVTOCI**

Financial assets at fair value through profit or loss include financial assets held for trading and financial assets designated upon initial recognition at fair value through profit or loss.

Financial assets are classified as held-for-trading if they are acquired for the purpose of selling or repurchasing in the near term. Financial assets at fair value through profit and loss are carried in the statement of financial position at fair value with net changes in fair value presented as finance income (positive net changes in fair value) or finance costs (negative net changes in fair value) in the statement of profit or loss. The Group has not designated any financial assets upon initial recognition as at fair value through profit or loss.

If the Group decides to classify an equity instrument as at FVTOCI, then all fair value changes on the instrument, excluding dividends, are recognized in the OCI. There is no recycling of the amounts from OCI to P&L, even on sale of investment. However, the Group may transfer the cumulative gain or loss within equity.

#### **Financial assets at amortised cost**

This category is the most relevant to the Group. All Trade and Other Receivables, Loans and Advances fall under this category. After initial measurement, such financial assets are subsequently measured at amortised cost using the effective interest rate (EIR) method, less impairment. Amortised cost is calculated by taking into account any discount or premium on acquisition and fees or costs that are an integral part of the EIR. The EIR amortisation is included in finance income in the statement of profit or loss. The losses arising from impairment are recognised in the statement of profit or loss in finance costs for loans and in cost of sales or other operating expenses for receivables. This category generally applies to trade and other receivables.

#### **De-recognition**

A financial asset (or, where applicable, a part of a financial asset or part of a Group of similar financial assets) is de-recognised when:

- The rights to receive cash flows from the asset have expired, or
- The Group has transferred its rights to receive cash flows from the asset or has assumed an obligation to pay the received cash flows in full without material delay to a third party under a 'pass-through' arrangement, and either the Group has transferred substantially all the risks and rewards of the asset or transferred control of the asset.

#### **Impairment of Financial Assets**

The objective of the Group in recognising the impairment allowance is to recognise lifetime expected credit losses for all financial instruments for which there have been significant increases in credit risk since initial recognition — whether assessed on an individual or collective basis — considering all reasonable and supportable information, including that which is forward-looking.

Credit Losses are the difference between all contractual cash flows that are due to the Group in accordance with the contract and all the cash flows that the Group expects to receive (i.e. all cash shortfalls), discounted at the original effective interest rate (or credit-adjusted effective interest rate for purchased or originated credit-impaired financial assets). Expected Credit Losses are the weighted average of credit losses with the respective risks of a default occurring as the weights.

The Group recognises a loss allowance for expected credit losses on a financial asset that is measured at amortized cost at each reporting date, at an amount equal to the lifetime expected credit losses if the credit risk on that financial instrument has increased significantly since initial recognition. When making the assessment, the Group uses the change in the risk of a default occurring over the expected life of the financial instrument instead of the change in the amount of expected credit losses. To make that assessment, the Group



compares the risk of a default occurring on the financial instrument as at the reporting date with the risk of a default occurring on the financial instrument as at the date of initial recognition and consider reasonable and supportable information, that is available without undue cost or effort, that is indicative of significant increases in credit risk since initial recognition. The Group assumes that the credit risk on a financial instrument has not increased significantly since initial recognition if it is determined to have low credit risk at the reporting date.

If, at the reporting date, the credit risk on a financial instrument has not increased significantly since initial recognition, the Group measures the loss allowance for that financial instrument at an amount equal to 12-month expected credit losses. For Trade receivables the Group always measure the loss allowance at an amount equal to lifetime expected credit losses.

Evidence of impairment may include indications that the debtors or a Group of debtors is experiencing significant financial difficulty, default or delinquency in interest or principal payments, the probability that they will enter bankruptcy or other financial reorganisation and where observable data indicate that there is a measurable decrease in the estimated future cash flows, such as changes in arrears or economic conditions that correlate with defaults.

For financial assets carried at amortised cost, the Group first assesses whether impairment exists individually for financial assets that are individually significant, or collectively for financial assets that are not individually significant. If the Group determines that no objective evidence of impairment exists for an individually assessed financial asset, whether significant or not, it includes the asset in a Group of financial assets with similar credit risk characteristics and collectively assesses them for impairment. Assets that are individually assessed for impairment and for which an impairment loss is, or continues to be, recognised are not included in a collective assessment of impairment.

The Group measures expected credit losses of a financial instrument in a way that reflects an unbiased and probability-weighted amount that is determined by evaluating a range of possible outcomes, the time value of money; and the reasonable and supportable information that is available without undue cost or effort at the reporting date about past events, current conditions and forecasts of future economic conditions.

The carrying amount of the asset is reduced through the use of an allowance account and the amount of the loss is recognised in the statement of profit or loss. Interest income continues to be accrued on the gross carrying amount using the effective rate of interest unless the financial instrument is credit-impaired in which case the interest income is recognised on reduced carrying amount. The interest income is recorded as part of finance revenue in the statement of profit or loss.

Loans, together with the associated allowance are written off when there is no realistic prospect of future recovery and all collateral has been realised or has been transferred to the Group. If, in a subsequent year, the amount of the estimated impairment loss increases or decreases because of an event occurring after the impairment was recognised, the previously recognised impairment loss is increased or reduced by adjusting the allowance account. If a write-off is later recovered, the recovery is credited to profit or loss.

## **ii. Financial Liabilities**

The Group has the following financial liabilities in its statement of financial position

- Borrowings
- Trade payables
- Other Financial Liabilities

### **Initial recognition and measurement**

Financial liabilities are classified, at initial recognition, as financial liabilities at fair value through profit or loss, loans and borrowings, payables, or as derivatives designated as hedging instruments in an effective hedge, as appropriate.

All financial liabilities are recognised initially at fair value and, in the case of loans and borrowings and payables, net of directly attributable transaction costs.

### **Subsequent measurement**

The measurement of financial liabilities depends on their classification, as follows:

#### **Financial liabilities at fair value through profit or loss**

Financial liabilities at fair value through profit or loss include financial liabilities held-for-trading and financial liabilities designated upon initial recognition as at fair value through profit or loss.

Financial liabilities are classified as held-for-trading if they are acquired for the purpose of selling in the near term. Gains or losses on liabilities held-for-trading are recognised in the statement of profit or loss. Financial liabilities designated upon initial recognition at fair value through profit or loss are designated at the initial date of recognition, and only if the criteria in Ind AS-109 are satisfied. The Group has not designated any financial liabilities as at fair value through profit or loss.

#### **Financial liabilities at amortised cost**

This is the category most relevant to the Group. After initial recognition, financial liabilities are subsequently measured at amortised cost using the effective interest rate method. Gains and losses are recognised in the statement of profit or loss when the liabilities are de-recognised as well as through the effective interest rate method (EIR) amortisation process.

Amortised cost is calculated by taking into account any discount or premium on acquisition and fees or costs that are an integral part of the EIR. The EIR amortisation is included in finance costs in the statement of profit or loss.

This category generally applies to notes payable, short-term loans and overdrafts.

### **iii. Offsetting of financial instruments**

Financial assets and financial liabilities are offset with the net amount reported in the consolidated statement of financial position only if there is a current enforceable legal right to offset the recognised amounts and an intent to settle on a net basis, or to realise the assets and settle the liabilities simultaneously.

### **iv. Fair Value of Financial Instruments**

Fair Value is the price that would be received to sell an asset or paid to transfer a liability in an orderly transaction between market participants at the measurement date. The fair values of the financial instruments are not materially different at the reporting date.

## **2.2.10 Cash and Bank Balances**

Cash and Bank Balances in the statement of financial position comprise cash at banks and on hand and fixed deposits with banks, which are subject to an insignificant risk of changes in value.

For the purpose of the statement of cash flows, cash and cash equivalents consist of cash and short-term deposits with original maturity of less than 3 months, net of outstanding bank overdrafts as they are considered an integral part of the Group's cash management.

## 2.2.11 Leases

### *Group as a lessee*

#### **Policy applicable before April 1, 2021**

The determination of whether an arrangement is, or contains, a lease is based on the substance of the arrangement at the inception date. The arrangement is assessed for whether fulfilment of the arrangement is dependent on the use of a specific asset or assets or the arrangement conveys a right to use the asset or assets, even if that right is not explicitly specified in an arrangement.

Finance leases that transfer to the Group substantially all of the risks and benefits incidental to ownership of the leased item, are capitalised at the commencement of the lease at the fair value of the leased property or, if lower, at the present value of the minimum lease payments. Lease payments are apportioned between finance charges and a reduction in the lease liability so as to achieve a constant rate of interest on the remaining balance of the liability. Finance charges are recognized in finance costs in the statement of profit or loss.

Operating lease payments are recognised as an expense in the statement of profit and loss on a straight-line basis over the lease term.

#### **Policy applicable after April 1, 2021**

The Group has adopted Ind AS 116 effective from April 1, 2021 using modified retrospective approach. For the purpose of preparation of Standalone Financial Information, management has evaluated the impact of change in accounting policies required due to adoption of Ind AS 116 for year ended March 31, 2020. The Group assesses whether a contract contains a lease, at inception of a contract. A contract is, or contains, a lease if the contract conveys the right to control the use of an identified asset for a period of time in exchange for consideration.

To assess whether a contract conveys the right to control the use of an identified assets, the Group assesses whether:

- (i) The contract involves the use of an identified asset
- (ii) The Group has substantially all of the economic benefits from use of the asset through the period of the lease and
- (iii) The Group has the right to direct the use of the asset.

The Group recognises a right-of-use asset and a lease liability at the lease commencement date. The right-of-use asset is initially measured at cost, which comprises the initial amount of the lease liability adjusted for any lease payments made at or before the commencement date, plus any initial direct costs incurred and an estimate of costs to dismantle and remove the underlying asset or to restore the underlying asset or the site on which it is located, less any lease incentives received.

The right-of-use asset is subsequently depreciated using the straight-line method from the commencement date to the earlier of the end of the useful life of the right-of-use asset or the end of the lease term. The estimated useful lives of right-of-use assets are determined on the same basis as those of property and equipment. In addition, the right-of-use asset is periodically reduced by impairment losses, if any, and adjusted for certain remeasurements of the lease liability.

The lease liability is initially measured at the present value of the lease payments that are not paid at the commencement date, discounted using the interest rate implicit in the lease or, if that rate cannot be readily determined, and the Group's incremental borrowing rate. Generally, the Group uses its incremental borrowing rate as the discount rate.

Lease payments included in the measurement of the lease liability comprise the fixed payments, including in substance fixed payments; the lease liability is measured at amortised cost using the effective interest method.

The Group has used number of practical expedients when applying Ind AS 116: - Short-term leases, leases of low-value assets and single discount rate.

The Group has elected not to recognise right-of-use assets and lease liabilities for short-term leases that have a lease term of 12 months or less and leases of low value assets. The Group recognises the lease payments associated with these leases as an expense on a straight-line basis over the lease term. The Group applied a single discount rate to a portfolio of leases of similar assets in similar economic environment with a similar end date.

The Group's leases mainly comprise land and buildings and Plant and equipment. The Group leases land and buildings for warehouse facilities. The Group also has leases for equipment.

#### ***Group as lessor***

Leases for which the Group is a lessor is classified as a finance or operating lease. Whenever the terms of the lease transfer substantially all the risks and rewards of ownership to the lessee, the contract is classified as a finance lease. All other leases are classified as operating leases.

For operating leases, rental income is recognized on a straight line basis over the term of the relevant lease.

#### **2.2.12 Borrowing Cost**

Borrowing costs consist of interest and other costs that an entity incurs in connection with the borrowing of funds. Borrowing costs directly attributable to the acquisition, construction or production of an asset that necessarily takes a substantial period of time to get ready for its intended use or sale are capitalised as part of the cost of the respective asset. All other borrowing costs are expensed in the period in which they occur.

#### **2.2.13 Provisions**

General Provisions are recognized when the Group has a present obligation (legal or constructive) as a result of a past event, it is probable that an outflow of resources embodying economic benefits will be required to settle the obligation and a reliable estimate can be made of the amount of the obligation. Where the Group expects some or all of a provision to be reimbursed, for example under an insurance contract, the reimbursement is recognized as a separate asset but only when the reimbursement is virtually certain. The expense relating to a provision is presented in the statement of profit or loss net of any reimbursement. If the effect of the time value of money is material, provisions are discounted using a current pre-tax rate that reflects, when appropriate, the risks specific to the liability. When discounting is used, the increase in the provision due to the passage of time is recognized as a finance cost.

#### **2.2.14 Employee Benefits**

Employee benefits are all forms of consideration given by the Group in exchange for service rendered by employees. Employee benefits include: short-term employee benefits, post-employment benefits and other long-term employee benefits

##### **Short Term Employee Benefits**

When an employee has rendered service to the Group during an accounting period, the Group recognises the undiscounted amount of short-term employee benefits expected to be paid in exchange for that service as a liability (accrued expense), after deducting any amount already paid and as an expense. Accumulated leave, which is expected to be utilized within the next twelve months, is treated as short-term employee benefit. The Group measures the expected

cost of such absences as the additional amount that it expects to pay as a result of the unused entitlement that has accumulated at the reporting date.

#### **Defined Contribution Plan**

Defined contribution plans are post-employment benefit plans under which an entity pays fixed contributions into a separate entity (a fund) and will have no legal or constructive obligation to pay further contributions if the fund does not hold sufficient assets to pay all employee benefits relating to employee service in the current and prior periods.

When an employee has rendered service during the year, the Group recognises the contribution payable to a defined contribution plan in exchange for that service as a liability (accrued expense) and as an expense.

#### **Defined Benefit Plan**

Defined benefit plans are those plans that provide guaranteed benefits to certain categories of employees, either by way of contractual obligations or through a collective agreement.

The Group operates unfunded defined benefit plan. The cost of providing benefits is determined using the projected unit credit method, with actuarial valuations being carried out at each fiscal year end. The obligation recognized in the consolidated statements of financial position represents the present value of the defined benefit obligation.

The present value of the defined benefit obligation is determined by discounting the estimated future cash outflows using interest rates of high quality corporate bonds that are denominated in the currency in which the benefits will be paid, and that have terms to maturity approximating to the terms of the related pension obligation. Actuarial gains and losses arising from experience adjustments and changes in actuarial assumptions are charged or credited to other comprehensive income in the period in which they arise.

Current service cost, which is the increase of the present value of the defined benefit obligation resulting from the employee service in the current period, is recorded as an expense as part of cost of sales and selling, general and administrative expenses in the statement of profit and loss. The interest cost, which is the change during the period in the defined benefit liability that arises from the passage of time, is recognized as part of financing costs in the statement of profit and loss.

#### **2.2.15 Employee Stock Option Plan (ESOP)**

The group recognizes compensation expense relating to share-based payments in the net profit based on estimated fair-values of the awards on the grant date. The estimated fair value of awards is recognized as an expense in the statement of profit and loss on a straight-line basis over the requisite service period for each separately vesting portion of the award as if the award was in-substance, multiple awards with a corresponding increase to share options outstanding account.

##### **Optiemus Employee Stock Option Scheme, 2016 (the 2016 Plan):**

The Optiemus Employee Stock Option Scheme, 2016, was approved and recommended by the Board of Directors of the Parent Company (i.e. Optiemus Infracom Limited) on December 05, 2016 and approved by the members of the Parent Company on December 30, 2016. Under this scheme the board has been authorized to introduce, offer, issue and provide share-based incentives to eligible employees of the Company (i.e. Parent) and its subsidiaries under the 2016 Plan. The maximum number of options under the 2019 plan shall not exceed 42,90,709 each convertible into equal number of equity shares of the Company (i.e. Parent Company). The stock options granted shall vest based on achievement of defined performance parameters as

determined by the administrator (Nomination and Remuneration Committee). The vesting shall commence after 1(One) year from the date of grant of Options and shall take place over a period of 3(Three) years from the date of grant. The administrator (Nomination and Remuneration Committee) has the power to modify the vesting schedule on a case-to-case basis subject to the minimum gap of 1(One) year between the grant and first vesting.

The equity settled stock options would vest generally in a graded manner i.e. Year 01: 20%; Year 02: 30% and Year 03: 50% and shall be exercisable within a period of 30 (Thirty) days from the respective date of vesting or as may be determined by the Nomination and Remuneration Committee (NARC) in special circumstances. The exercise price will be based upon the Market Price of the shares one day before the date of vesting of options or such higher price as may be decided by the Committee subject to a discount of up to 50% as may deem fit by the Committee for the finalization of the Exercise Price.

During the year ended March 31, 2023, the Company had granted **Nil** (March 31, 2022 - 1,29,000) and **Nil** (March 31, 2022 - 3,71,000) employee stock options to its employees and to the employees of its subsidiaries respectively, to be vested in a graded manner as specified above. Since, the exercise price for such options is based on the market price prevailing on the stock exchanges one day before the date of respective vesting, and can be determined at the respective dates of vesting only. Therefore, in the absence of exercise price on grant date, the fair value of awards granted cannot be reliably measured on the grant date using the popular option valuation strategies/models/ methodologies. Hence, the group is unable to record any expenditure for such ESOP's granted over the vesting period as laid down in Ind AS – 102 (Share Based Payments) for the year ended March 31, 2023 and following such inherent limitation, has opted/ adopted to record the entire employee stock compensation expense in the books of accounts of the group at the date of respective vesting's only.

#### **2.2.16 Dividend**

The final dividend on shares is recorded as a liability on the date of approval by the shareholders and Interim dividends are recorded as a liability as a liability on the date of declaration by the Company's Board of Directors. Income tax consequences of dividends on financial instruments classified as equity will be recognized according to where the entity originally recognized those past transactions or events that generated distributable profits.

The group declares and pays dividends in Indian rupees. The group is required to pay/ distribute dividend after deducting applicable taxes. The remittance of dividends outside India is governed by Indian law on foreign exchange and is also subject to withholding tax at applicable rates.

The Board of Directors ("parent entity") in their meeting held on May 26, 2023, declared an interim dividend of ₹ 1.50/- (15.00%) per equity share for the financial year ended March 31, 2023 that would result in net cash outflow of approximately ₹ 1,287.86 Lakhs.

#### **2.2.17 Foreign Currencies**

The Group's financial statements are presented in Indian Rupees (₹), which is also the Group's functional currency. Transactions in foreign currencies are initially recorded by the Group at the functional currency spot rate at the date the transaction first qualifies for recognition.

Monetary assets and liabilities denominated in foreign currencies are retranslated at the functional currency spot rate of exchange ruling at the reporting date. Differences arising on settlement or translation of monetary items are recognized in profit or loss.

Non-monetary items that are measured in terms of historical cost in a foreign currency are translated using the exchange rates as at the dates of the initial transactions. Non-monetary items measured at fair value in a foreign currency are translated using the exchange rates at the date when the fair value is determined. The gain or loss arising on translation of non-monetary

measured at fair value is treated in line with the recognition of gain or loss on change in fair value in the item.

### **Foreign operations**

On consolidation, the assets and liabilities of foreign operations are translated into (₹) at the rate of exchange prevailing at the reporting date and their statements of profit or loss are translated at exchange rates prevailing at the dates of the transactions. For practical reasons, the group uses an average rate to translate income and expense items, if the average rate approximates the exchange rates at the dates of the transactions. The exchange differences arising on translation for consolidation are recognised in OCI. On disposal of a foreign operation, the component of OCI relating to that particular foreign operation is recognised in profit or loss.

Any goodwill arising in the acquisition/ business combination of a foreign operation on or after 1 April 2016 and any fair value adjustments to the carrying amounts of assets and liabilities arising on the acquisition are treated as assets and liabilities of the foreign operation and translated at the spot rate of exchange at the reporting date.

Any goodwill or fair value adjustments arising in business combinations/ acquisitions, which occurred before the date of transition to Ind AS (1 April 2016), are treated as assets and liabilities of the entity rather than as assets and liabilities of the foreign operation. Therefore, those assets and liabilities are non-monetary items already expressed in the functional currency of the parent and no further translation differences occur.

### **2.2.18 Income Tax**

Tax expense comprises of current tax and deferred tax. Current income tax is measured at the amount expected to be paid to the tax authorities in accordance with the Income Tax Act, 1961 enacted in India and tax laws prevailing in the respective tax jurisdictions where the Group operates. The tax rates and tax laws used to compute the amount are those that are enacted or substantively enacted, at the reporting date. Deferred Tax Expense or Income arises due to temporary differences are differences between the carrying amount of an asset or liability in the statement of financial position and its tax base. Temporary differences may be either taxable temporary differences, which are temporary differences that will result in taxable amounts in determining taxable profit (tax loss) of future periods when the carrying amount of the asset or liability is recovered or settled or deductible temporary differences, which are temporary differences that will result in amounts that are deductible in determining taxable profit (tax loss) of future periods when the carrying amount of the asset or liability is recovered or settled. A deferred tax asset is recognised for all deductible temporary differences to the extent that it is probable that taxable profit will be available against which the deductible temporary difference can be utilised. A deferred tax liability is recognised for all taxable temporary differences.

### **2.2.19 Inventories**

Inventories are valued at the lower of cost and net realisable value.

Costs incurred in bringing each product to its present location and condition are accounted for as follows:

- i. Raw materials and Stores and spares:** Cost includes cost of purchase and other costs incurred in bringing the inventories to their present location and condition. Cost is determined on first in, first out basis.
- ii. Finished goods and work in progress:** Cost includes cost of direct materials and labour and a proportion of manufacturing overheads based on the normal operating capacity but excluding borrowing costs. Cost is determined on first in, first out basis.
- iii. Traded goods:** cost includes Cost of purchase and other costs incurred in bringing the

inventories to their present location and condition. Cost is determined on first in, first out basis.

Net realisable value is the estimated selling price in the ordinary course of business, less estimated costs of completion and the estimated costs necessary to make the sale.

## **2.2.20 Segment Reporting**

### **Identification of segments**

The Group's operating business are organized and managed separately according to the nature of products and services provided, with each segment representing a strategic business unit that offers different products/services. The Group operates in two geographical segments: Domestic and International markets.

### **Allocation of common costs**

Common allocable costs are allocated to each segment according to the relative contribution of each segment to the total common costs.

### **Unallocated items**

Unallocated items include general corporate income and expense items which are not allocated to any business segment.

### **Segment accounting policies**

The Group prepares its segment information in conformity with the accounting policies adopted for preparing and presenting the financial statements of the Group as a whole.

## **2.2.21 Earnings per share**

Basic earnings per share are calculated by dividing the net profit or loss for the period attributable to equity shareholders by the weighted average number of equity shares outstanding during the period.

For the purpose of calculating diluted earnings per share, the net profit or loss for the period attributable to equity shareholders and weighted average number of shares outstanding during the period are adjusted for the effects of all dilutive potential equity shares.

## **2.2.22 Contingent Liabilities**

A provision is recognized when an enterprise has a present obligation as a result of past event and it is probable that an outflow of resources will be required to settle the obligation, in respect of which a reliable estimate can be made. Provisions are not discounted to its present value and are determined based on best estimate required to settle the obligation at the balance sheet date. These are reviewed at each balance sheet date and adjusted to reflect the current best estimates.

## **2.3 Recent accounting pronouncements**

Ministry of Corporate Affairs ("MCA") notifies new standards or amendments to the existing standards under Companies (Indian Accounting Standards) Rules as issued from time to time. On March 31, 2023, MCA amended the Companies (Indian Accounting Standards) Amendment Rules, 2023, as below:

**Ind AS 1 - Presentation of Financial Statements** - This amendment requires the entities to disclose their material accounting policies rather than their significant accounting policies. The effective date for adoption of this amendment is annual periods beginning on or after April 1, 2023. The Group has evaluated the amendment and the impact of the amendment is insignificant in the standalone financial statements.



**Ind AS 8 - Accounting Policies, Changes in Accounting Estimates and Errors** - This amendment has introduced a definition of 'accounting estimates' and included amendments to Ind AS 8 to help entities distinguish changes in accounting policies from changes in accounting estimates. The effective date for adoption of this amendment is annual periods beginning on or after April 1, 2023. The Group has evaluated the amendment and there is no impact on its standalone financial statements.

**Ind AS 12 - Income Taxes** - This amendment has narrowed the scope of the initial recognition exemption so that it does not apply to transactions that give rise to equal and offsetting temporary differences. The effective date for adoption of this amendment is annual periods beginning on or after April 1, 2023. The Group has evaluated the amendment and there is no impact on its standalone financial statement.

**3(a). PROPERTY, PLANT AND EQUIPMENT(PPE)**

₹ in Lacs

Particulars	Land	Building	Furniture and Fittings	Electrical Fittings	Plant and Machinery	Office Equipment	Computers	Motor Vehicles	Total
<b>Cost or valuation</b>									
As at April 01, 2021	28.21	85.15	541.04	200.00	1,737.04	5.00	245.02	661.00	3,502.46
Additions	-	217.00	96.00	3.00	3,804.00	11.00	311.00	-	4,442.00
Disposals	-	-	-	-	10.08	-	-	-	10.08
As at March 31, 2022	28.21	302.15	637.04	203.00	5,530.96	16.00	556.02	661.00	7,934.38
Additions	-	16.36	92.22	9.84	3,336.35	21.61	36.37	64.71	3,577.46
Disposals	-	-	-	-	5.28	-	-	126.18	131.46
Prior Period Adjustments	-	-	-	-	106.43	-	-	-	106.43
As at March 31, 2023	28.21	318.51	729.26	212.84	8,968.45	37.61	592.39	599.53	11,486.80
<b>Depreciation and Impairment</b>									
As at April 01, 2021	-	55.00	209.50	10.50	768.50	1.50	225.50	640.00	1,910.50
Depreciation charge for the year	-	26.30	9.72	-	542.27	0.61	45.70	4.90	629.50
Disposals	-	-	-	-	-	-	-	-	-
As at March 31, 2022	-	81.30	219.22	10.50	1,310.77	2.11	271.20	644.90	2,540.00
Depreciation charge for the year	-	8.29	37.70	35.08	588.02	4.16	1.59	8.05	682.89
Disposals	-	-	-	-	-	-	-	123.56	123.56
Prior Period Adjustments	-	23.07	(8.88)	(35.33)	370.27	0.12	42.74	-	391.99
As at March 31, 2023	-	66.52	265.80	80.91	1,528.52	6.14	230.05	529.39	2,707.34
<b>Net book value</b>									
As at March 31, 2023	28.21	252.00	463.45	131.93	7,439.93	31.47	362.34	70.15	8,779.47
As at March 31, 2022	28.21	220.85	417.82	192.50	4,220.19	13.89	284.82	16.10	5,394.38
As at March 31, 2021	28.21	30.15	331.54	189.50	968.54	3.50	19.52	21.00	1,591.96

The company has no restrictions on the realisability of its property, plant & equipment and no contractual obligations to purchase, construct or develop property, plant & equipment or repairs, maintenance and enhancements.

**3(b). OTHER INTANGIBLE ASSETS**

₹ in Lacs

Particulars	Computer Software	Total
<b>Cost or valuation</b>		
As at April 01, 2021	121.28	121.28
Additions	1.22	1.22
Disposals	-	-
As at March 31, 2022	122.50	122.50
Additions	8.06	8.06
Disposals	-	-
As at March 31, 2023	130.56	130.56
<b>Amortization and Impairment</b>		
As at April 01, 2021	114.21	114.21
Amortization expense for the year	1.18	1.18
Disposals	-	-

₹ in Lacs

Particulars	Computer Software	Total
<b>As at March 31, 2022</b>	<b>115.39</b>	<b>115.39</b>
Amortization expense for the year	1.23	1.23
Disposals	-	-
Prior Period Adjustments	(5.89)	(5.89)
<b>As at March 31, 2023</b>	<b>122.50</b>	<b>122.50</b>
<b>Net book value</b>		
<b>As at March 31, 2023</b>	<b>8.05</b>	<b>8.05</b>
As at March 31, 2022	7.11	7.11
As at March 31, 2021	7.07	7.07

**3(c). RIGHT TO USE ASSETS**

₹ in Lacs

Particulars	ROU Assets	Total
<b><u>Cost or valuation</u></b>		
<b>As at April 01, 2021</b>	-	-
Additions	-	-
Disposals	-	-
<b>As at March 31, 2022</b>	-	-
Additions	7,015.98	7,015.98
Disposals	-	-
<b>As at March 31, 2023</b>	<b>7,015.98</b>	<b>7,015.98</b>
<b><u>Amortization and Impairment</u></b>		
<b>As at April 01, 2021</b>	-	-
Amortization expense for the year	-	-
Disposals	-	-
<b>As at March 31, 2022</b>	-	-
Amortization expense for the year	622.06	622.06
Impairment	-	-
Disposals	-	-
Prior Period Adjustments	-	-
<b>As at March 31, 2023</b>	<b>622.06</b>	<b>622.06</b>
<b>Net book value</b>		
<b>As at March 31, 2023</b>	<b>6,393.91</b>	<b>6,393.91</b>
As at March 31, 2022	-	-
As at March 31, 2021	-	-

**4. CAPITAL WORK IN PROGRESS (CWIP) AGEING SCHEDULE**

₹ in Lacs

As at 31st March 2023

CWIP	Amount in CWIP for a period of				
	Less than 1 Year	1-2 Year	2-3 Years	More than 3 Years	Total
Project in progress	261.43	-	-	-	261.43

As at 31st March 2022

CWIP	Amount in CWIP for a period of				
	Less than 1 Year	1-2 Year	2-3 Years	More than 3 Years	Total
Project in progress	225.35	-	-	-	225.35

As at 31st March 2021

CWIP	Amount in CWIP for a period of				
	Less than 1 Year	1-2 Year	2-3 Years	More than 3 Years	Total
Project in progress	346.72	-	-	-	346.72

**5. INVESTMENT PROPERTY**

₹ in Lacs

Particulars	Land	Building & Infrastructure	Total
<b>Gross carrying amount</b>			
Opening balance as at April 01, 2021	98.04	-	98.04
Additions	-	-	-
Disposals	-	-	-
<b>Closing balance as at March 31, 2022</b>	<b>98.04</b>	<b>-</b>	<b>98.04</b>
Additions	-	-	-
Disposals	-	-	-
<b>Closing balance as at March 31, 2023</b>	<b>98.04</b>	<b>-</b>	<b>98.04</b>
<b>Depreciation and Impairment</b>			
Opening balance as at April 01, 2021	-	-	-
Depreciation charge for the year	-	-	-
Disposals	-	-	-
<b>Closing balance as at March 31, 2022</b>	<b>-</b>	<b>-</b>	<b>-</b>
Depreciation charge for the year	-	-	-
Disposals	-	-	-
<b>Closing balance as at March 31, 2023</b>	<b>-</b>	<b>-</b>	<b>-</b>
<b>Net block</b>			
As at March 31, 2023	98.04	-	98.04
As at March 31, 2022	98.04	-	98.04
As at March 31, 2021	98.04	-	98.04

**Information regarding income and expenditure of investment properties**

₹ in Lacs

Particulars	As at 31-Mar-23	As at 31-Mar-22
Rental income derived from investment property	-	-
Direct operating expenses (including repairs and maintenance) arising from investment properties that generates rental income	-	-
Direct operating expenses (including repairs and maintenance) arising from investment properties that did not generate rental income	-	-
Profit arising from investment properties before depreciation and indirect expenses	-	-
Less : Depreciation	-	-
Profit arising from investment properties before indirect expenses	-	-

As on March 31, 2023, the company's investment property consist of 4 properties in India, situated at Village Tikri Kalan and Mundka, West Delhi. The property wise details is given hereunder:

<b>Property Description</b>	<b>Property Address</b>
Land measuring 2 Bighas 10 Biswas	Piece of land measuring 2 Bighas 10 Biswas, out of Khasra Number 56/15 and 16 situated in the revenue estate of Village Tikri Kalan, Delhi
Agricultural Land measuring 1 Bigha 4 Biswas	Piece of agricultural land measuring 1 Bigha 4 Biswas, out of Khasra Number 57/22 situated in the revenue estate of village Tikri Kalan, Delhi
Agricultural Land measuring 1 Bigha 4 Biswas	Piece of agricultural land measuring 1 Bigha 4 Biswas, out of Khasra Number 57/22 situated in the revenue estate of village Tikri Kalan, Delhi
Agricultural Land measuring 1 Bigha 4 Biswas	Piece of agricultural land measuring 1 Bigha 4 Biswas, out of Khasra Number 84/12 situated in the revenue estate of village Mundka, Delhi

As at the closure of the F.Y. 2022-23 and F.Y. 2021-22, valuation of such investment properties (based on valuation by an independent valuer who holds a recognised and relevant professional qualification and has recent experience in the location and category of the investment property being valued) for the fair value disclosure as encouraged by Ind AS 40 has not been undertaken by the company.

The company has no restrictions on the realisability of its investments and no contractual obligations to purchase, construct or develop investment properties or repairs, maintenance and enhancements.

**6. NON-CURRENT FINANCIAL ASSETS**

₹ in Lacs

Particulars	As at 31-Mar-23	As at 31-Mar-22
<b>(a) Investments</b>		
<b><u>Investments at Cost (fully paid)</u></b>		
<b><u>Investment in equity instruments</u></b>		
• <b>MPS Telecom Private Limited</b> 3,50,00,000 (31 March 2022: 3,50,00,000) Equity Shares of ₹ 10 each fully paid up	-	-
<b><u>Investments at Fair Value through Profit or Loss</u></b>		
<b><u>Investment in equity instruments</u></b>		
• <b>Teleecare Network India Private Limited</b> 1,59,34,200 (31 March 2022: 1,59,34,200) Equity Shares of ₹ 10 each fully paid up Less: Loss on share of associates	6,056.59 (1,629.45)	5,145.16 (937.78)
	<b>4,427.14</b>	<b>4,207.38</b>
• <b>Ilumi Solution Inc</b> 9,66,620 (31 March 2022: 9,66,620) Equity Shares of US\$ 0.00001 each fully paid up Net of provision for dimunition in value of ₹ 4,78,83,750 (2022 - ₹ 4,78,83,750)	-	-
• <b>Travancore Marketing Pvt Ltd</b> 29,79,300 (31 March 2022: 29,79,300) Equity Shares of ₹ 10 each fully paid up	0.08	0.08
<b><u>Quoted equity instruments</u></b>		
<b><u>Investment in equity instruments</u></b>		
• <b>Arvind Remedies Ltd</b> 10,000 (31 March 2022: 10,000) Equity Shares of ₹ 10 each fully paid up Net of provision for dimunition in value of ₹ 5,15,830 (2022 - ₹ 5,16,330)	0.47	0.47
• <b>GTL Infrastructure Ltd</b> 1,974 (31 March 2022: 2,000) Equity Shares of ₹ 10 each fully paid up Net of provision for dimunition in value of ₹ 55,393 (2022 - ₹ 53,892)	0.01	0.03
• <b>IKF Technologies Ltd</b> 2,20,000 (31 March 2022: 2,20,000) Equity Shares of ₹ 1 each fully paid up Net of provision for dimunition in value of ₹ 33,82,410 (2022 - ₹ 33,82,410)	0.59	0.59
• <b>Cybele Industries Ltd</b> 25,000 (31 March 2022: 25,000) Equity Shares of ₹ 10 each fully paid up	4.19	2.68

**6. NON-CURRENT FINANCIAL ASSETS (CONDTD.)**
**₹ in Lacs**

Particulars	As at 31-Mar-23	As at 31-Mar-22
Net of provision for diminution in value of ₹ 6,70,442 (2022 - ₹ 8,21,692)		
	4,432.48	4,211.23
<b>Aggregate amount of quoted investments and market value thereof</b>	<b>5.27</b>	<b>3.76</b>
<b>Aggregate amount of unquoted investments</b>	<b>4,427.14</b>	<b>4,207.47</b>
<b>Notes:</b>		
(•) Investments are shown at value net of provision for diminution.		
(•) In accordance with IND AS 109, the company has assessed its investments in associates at fair value through profit and loss (FVTPL). The fair value of the investment in Teleecare Network India Private Limited has been valued by an independent valuer at ₹ 38.00/- per share, reflecting an increase from previously recorded fair value of ₹ 32.29/- per share. As a result, fair value gain of ₹ 9,11,42,878 has been recognized in the statement of profit and loss for the period.		
<b>(b) Loans</b>		
<b>Loans to others</b>		
Loans receivables considered good - Unsecured	52.15	53.15
Loans receivables credit impaired*	-	-
	<b>52.15</b>	<b>53.15</b>
Less: provision for doubtful loans	-	-
	<b>52.15</b>	<b>53.15</b>
* Loans to others include loans given to non - related parties. The loans were granted prior to F.Y. 2010-11. 100% provisions were created on these loans in the F.Y. 2020-21 considering the probability to recovery as very less. In the current F.Y. i.e. 2022-23, considering such amount as irrecoverable, the group has written off these loans from its accounting records.		
<b>(c) Other financial assets</b>		
<b>Security Deposits</b>		
Security deposits - considered good*	198.89	553.94
Security deposits - considered doubtful	300.00	-
	<b>498.89</b>	<b>553.94</b>
<b>Less: provision for doubtful deposits</b>	<b>-</b>	<b>-</b>
	<b>498.89</b>	<b>553.94</b>
Bank deposits with more than 12 months maturity	195.30	68.52
Accrued interest on fixed deposits	4.61	3.28
	<b>698.80</b>	<b>625.74</b>
* Security deposit includes deposit of ₹ 3,00,00,000 against mortgage of property at Punjabi Bagh, West Delhi. As per last valuation report dated		

06-11-2013 the property would fetch more than the amount given. The said amount is under dispute and the company has registered a complaint (FIR) with the Deputy Commissioner of Police, Economic Offence Wing - Delhi Police dated May 20, 2022 initiating legal proceedings for such recovery. Hence, due to the fact that value of property kept as security exceeds the amount of security granted, the company has not undertaken to credit impair such deposit.

# Bank deposits with remaining maturity of more than 12 months includes fixed deposits amounting to ₹ 62,87,097 (March 31, 2022 : ₹ 60,01,309) related to assessments of sales tax/ VAT for various years made with the several government departments of different states and have a restriction on its use and realisability.

## 7. INCOME TAXES

The major components of income tax expense for the period ended March 31, 2023 and March 31, 2022 are:

### Profit or loss section

₹ in Lacs

Particulars	As at 31-Mar-23	As at 31-Mar-22
<b>Current tax:</b>		
Current income tax charge	(307.77)	(816.98)
Adjustment of tax relating to earlier periods	277.94	73.70
<b>Deferred tax:</b>		
Relating to origination and reversal of temporary differences	(1,096.38)	181.81
<b>Income tax expense reported in the statement of profit and loss</b>	<b>(1,126.21)</b>	<b>(561.47)</b>

### Other comprehensive income section

₹ in Lacs

Particulars	As at 31-Mar-23	As at 31-Mar-22
Net loss/(gain) on remeasurements of defined benefit plans	(0.74)	4.61
<b>Income tax charged to OCI</b>	<b>(0.74)</b>	<b>4.61</b>

Reconciliation of tax expense and the accounting profit multiplied by India's domestic tax rate for March 31, 2023 and March 31, 2022:

₹ in Lacs

Particulars	As at 31-Mar-23	As at 31-Mar-22
<b>Accounting profit before tax from:</b>		
Profit from continuing operation before income tax expense	5,313.84	469.33
<b>Total profit for the year</b>	<b>5,313.84</b>	<b>469.33</b>
<b>At India's statutory income tax rates</b>	<b>(307.77)</b>	<b>(816.98)</b>
Adjustments in respect of current income tax of previous years	277.94	73.70
Non-deductible expenses and losses	(1,096.38)	181.81
	<b>4,187.63</b>	<b>(92.17)</b>



**Deferred tax expense/(income):**

₹ in Lacs

Particulars	As at 31-Mar-23	As at 31-Mar-22
Accelerated depreciation for tax purposes	(259.21)	(67.57)
Expenditure charged to the statement of profit or loss in the current year but allowed for tax purposes on payment basis	(8.83)	(0.67)
Fair value of investments	(202.85)	-
Others	(625.50)	250.04
<b>Deferred tax expense/(income)</b>	<b>(1,096.38)</b>	<b>181.81</b>

**Deferred tax asset:**

₹ in Lacs

Particulars	As at 31-Mar-23	As at 31-Mar-22
Fixed assets: Impact of difference between tax depreciation and depreciation/amortization charged for the financial reporting	(282.31)	(23.10)
Provision for diminution in the value of investments	493.70	494.04
Increase in the value of Teleecare shares	(573.89)	(371.04)
Provision for doubtful debts	17.82	546.93
Impact of other expenditure charged to the statement of profit or loss in the current year but allowed for tax purposes on payment basis	8.70	17.53
Unabsorbed depreciation/loss	1,069.46	675.69
Others	-	3.50
Unutilised tax credits	-	22.51
	<b>733.48</b>	<b>1,366.06</b>

**Reconciliation of deferred tax assets(net):**

₹ in Lacs

Particulars	As at 31-Mar-23	As at 31-Mar-22
<b>Opening balance as at April 01</b>	1,366.06	1,547.87
Tax income/(expense) during the period recognised in profit or loss	(1,096.38)	(181.81)
Prior Period Adjustments	463.8	-
<b>Closing balance as at March 31</b>	<b>733.48</b>	<b>1,366.06</b>

**8. OTHER NON-CURRENT ASSETS**

₹ in Lacs

Particulars	As at 31-Mar-23	As at 31-Mar-22
Capital advances*	1,173.11	2,247.35
Prepaid Lease on security deposits	124.64	-
Deferred IGST	53.83	-
	<b>1,351.58</b>	<b>2,247.35</b>

\*The company has not given any advances to directors or other officers of the company or any of them either severally or jointly with any persons.

**9. INVENTORIES**

₹ in Lacs

Particulars	As at 31-Mar-23	As at 31-Mar-22
Raw material	3,382.90	144.16
Raw material (Goods in Transits)	347.45	-
Work-in-progress	5,509.65	174.35
Finished goods	2,154.95	1.86
Traded goods*	94.50	339.53
	<b>11,489.45</b>	<b>659.90</b>

\* Traded goods includes finished goods purchased for re-sale.

**10. CURRENT FINANCIAL ASSETS**

₹ in Lacs

Particulars	As at 31-Mar-23	As at 31-Mar-22
<b>(a) Investments</b>		
<b><u>Investments at fair value through profit or loss</u></b>		
<b><u>Unquoted equity instruments</u></b>		
<b>SBI One India Fund</b>		
1,33,700 (31 March 2022: 1,33,700) Units of ₹ 10 each	27.78	26.80
	<b>27.78</b>	<b>26.80</b>

**(b) Trade Receivables**

₹ in Lacs

Particulars	As at 31-Mar-23	As at 31-Mar-22
Trade receivables	31,814.40	20,479.70
Receivables from an associate	5,455.21	5,097.10
Receivables from other related parties	-	0.13
<b>Total trade receivables</b>	<b>37,269.61</b>	<b>25,576.93</b>

**Break up of security details :**

₹ in Lacs

Particulars	As at 31-Mar-23	As at 31-Mar-22
<b>Trade receivables</b>		
Secured, considered good	-	29.17
Unsecured, considered good	36,937.96	23,471.88
Trade receivables which have significant increase in credit risk	509.11	4,158.15
Trade receivables - credit impaired	66.81	90.86
	<b>37,513.88</b>	<b>27,750.06</b>
<b>Impairment Allowance(allowance for bad and doubtful debts)</b>		
Unsecured, considered good	(0.64)	(3.56)
Trade receivables which have significant increase in credit risk	(176.82)	(2,078.71)
Trade receivables - credit impaired	(66.81)	(90.86)
<b>Total trade receivables</b>	<b>37,269.61</b>	<b>25,576.93</b>

**Trade receivables ageing schedule**
**₹ in Lacs**

Particulars	As at March 31, 2023					
	Trade Receivables ageing schedule					
	Outstanding for following periods from due date of payment					
	Less than 6 months	6 months-1 year	1-2 years	2-3 years	More than 3 years	Total
(i) Undisputed Trade receivables - considered good	31,310.23	798.34	0.60	336.06	4,766.92	<b>37,212.15</b>
(ii) Undisputed Trade receivables - which have significant increase in credit risk	92.68	0.08	-	1.02	-	<b>93.78</b>
(iii) Undisputed Trade receivables - credit impaired	-	-	-	-	134.42	<b>134.42</b>
(iv) Disputed Trade receivables - which have significant increase in credit risk	-	-	-	-	6.72	<b>6.72</b>
(v) Disputed Trade receivables - credit impaired	-	-	-	-	66.81	<b>66.81</b>
	<b>31,402.90</b>	<b>798.42</b>	<b>0.60</b>	<b>337.08</b>	<b>4,974.86</b>	<b>37,513.88</b>

**Trade receivables ageing schedule**
**₹ in Lacs**

Particulars	As at March 31, 2022					
	Trade Receivables ageing schedule					
	Outstanding for following periods from due date of payment					
	Less than 6 months	6 months-1 year	1-2 years	2-3 years	More than 3 years	Total
(i) Undisputed Trade receivables - considered good	17,691.24	136.88	29.46	335.39	5,308.08	<b>23,501.05</b>
(ii) Undisputed Trade receivables - which have significant increase in credit risk	-	-	-	1.84	-	<b>1.84</b>
(iii) Disputed Trade receivables - which have significant increase in credit risk	-	-	-	-	4,156.30	<b>4,156.30</b>
(iv) Disputed Trade receivables - credit impaired	-	0.01	-	-	90.86	<b>90.87</b>
	<b>17,691.24</b>	<b>136.89</b>	<b>29.46</b>	<b>337.23</b>	<b>9,555.24</b>	<b>27,750.06</b>

**Notes:**

- No Trade or other receivable are due from directors or other officers of the company either severally or jointly with any other person. Nor any trade or other receivable are due from firms or private companies respectively in which any director is a partner, a director or a member.
- For terms and conditions relating to related party receivables, refer note no. 28.
- Trade receivables are non - interest bearing and are generally on terms of 0 to 90 days.

- Their are no unbilled receivable, hance the same is not disclouse in the ageing schedule. Trade receivables are non - interest bearing and are generally on terms of 30 to 90 days.

**(c) Cash & Cash Equivalentents \***

₹ in Lacs

Particulars	As at 31-Mar-23	As at 31-Mar-22
Balances with banks in current accounts	1,422.66	958.75
Cash on hand	0.33	0.51
Cheque in hand	-	1,564.00
	<b>1,422.99</b>	<b>2,523.26</b>

\* There are no restrictions with regard to cash and cash equivalentents at the end of reporting period and prior period.

**(d) Bank balances other than cash & cash equivalentents**

₹ in Lacs

Particulars	As at 31-Mar-23	As at 31-Mar-22
Deposits with maturity of less than 12 months	12.25	223.73
Margin money deposits	345.79	379.35
	<b>358.04</b>	<b>603.08</b>

**Notes:**

- Bank deposits with maturity of less than 12 months includes fixed deposits amounting to related to assessments of sales tax/ VAT for various years made with the several government departments of different states and have a restriction on its use and realisability.
- Margin money deposits includes fixed deposits against working capital limits availed from banking companies and other financial institutions to hedge between the current value of the security offered (i.e. collateral) and the value of loan granted.
- Fixed deposits with original maturity of more than twelve months but remaining maturity of less than twelve months have been disclosed under other bank balances.

**(e) Loans**

₹ in Lacs

Particulars	As at 31-Mar-23	As at 31-Mar-22
Loans receivables considered good - Secured	-	-
Loans receivables considered good - Unsecured	20.00	20.00
	<b>20.00</b>	<b>20.00</b>
<b>Less:</b> provision for doubtful loans	-	-
	<b>20.00</b>	<b>20.00</b>
Loans receivables credit impaired	2,698.20	2,698.20
<b>Less:</b> provision for doubtful loans	(1,349.10)	(1,349.10)
	<b>1,369.10</b>	<b>1,435.08</b>

**(f) Other financial assets**

₹ in Lacs

Particulars	As at 31-Mar-23	As at 31-Mar-22
<b>Security Deposits</b>		
Security deposits - considered good*	272.60	282.78
<b>Less:</b> provision for doubtful deposits	-	-
	<b>272.60</b>	<b>282.78</b>
Interest receivable on deposits	0.03	24.20
Other recoverables	2,582.90	2.59
	<b>2,582.93</b>	<b>26.79</b>

\* Security deposits includes deposits given to various public authorities such department of Sales Tax and VAT of different states and do not have any fixed maturity periods.

\*\* Other recoverables include refund of additional CVD paid in excess by MPS Telecom Private Limited (merged with Optiemus Infracom Limited w.e.f. April 30, 2018) for the period February 24, 2014 to February 23, 2015 vide order AC/AKS/51/2023-24/Adj(l)/ACC dated May 17, 2023.

**11. OTHER CURRENT ASSETS**

₹ in Lacs

Particulars	As at 31-Mar-23	As at 31-Mar-22
Advances to suppliers of goods or services	3,376.79	3,121.55
<b>Advances to staff</b>	2.75	-
<b>Taxes and duties recoverable</b>		
Considered good	2,321.10	988.97
<b>Less:</b> Provision for doubtful advances	-	-
	<b>2,321.10</b>	<b>988.97</b>
Capital Advance*	1,154.63	1,107.72
Prepaid expenses	63.17	12.17
Advance to employees	-	-
Unbilled Customer	314.85	-
Custom duty Bond	33.20	-
	<b>7,266.49</b>	<b>5,230.41</b>

\*The company has not given any advances to directors or other officers of the Company or any of them either severally or jointly with any persons.

**12. EQUITY SHARE CAPITAL**

₹ in Lacs

Particulars	As at 31-Mar-23	As at 31-Mar-22
<b>Authorised share capital</b>		
12,89,80,000 (March 31, 2022: 12,89,80,000 ; April 01, 2021: 12,89,80,000) equity shares of INR 10 each	12,898.00	12,898.00
<b>Issued, subscribed and fully paid-up shares</b>		
8,58,57,191 (March 31, 2022: 8,58,14,191, April 01, 2021: 8,58,14,191) equity shares of INR 10 each	8,585.72	8,581.42
	<b>8,585.72</b>	<b>8,581.42</b>

**(a) Reconciliation of the shares outstanding at the beginning and at the end of the reporting period**

**Equity shares**

Particulars	As at 31-Mar-23		As at 31-Mar-22	
	No.	₹ in Lacs	No.	₹ in Lacs
At the beginning of the period	8,58,14,191	8,581.42	8,58,14,191	8,581.42
Issued during the period	43,000	4.30	-	-
Outstanding at the end of the period	<b>8,58,57,191</b>	<b>8,585.72</b>	<b>8,58,14,191</b>	<b>8,581.42</b>

**(b) Terms/rights attached to equity shares**

The company has only one class of equity shares having par value of INR 10 per share. Each holder of equity shares is entitled to one vote per share. The company declares and pays dividends (if any) in Indian Rupees. The dividend proposed (if any) by the Board of Directors is subject to the approval of the shareholders in the ensuing Annual General Meeting.

In the event of liquidation of the company, the holders of equity shares will be entitled to receive remaining assets of the company, after distribution of all preferential amounts. The distribution will be in proportion to the number of equity shares held by the shareholders.

**(c) Details of shareholders holding more than 5% shares in the company**

Name of the shareholder	As at 31-Mar-23		As at 31-Mar-22	
	No.	% holding	No.	% holding
<b>Equity shares of ₹ 10 each fully paid</b>				
GRA Enterprises Pvt. Ltd.	3,87,38,500	45.12%	3,87,38,500	45.14%
Mr. Ashok Gupta	57,54,894	6.70%	57,54,894	6.71%
Mrs. Renu Gupta	69,81,111	8.13%	69,81,111	8.14%
Mr. Deepesh Gupta	53,65,029	6.25%	53,65,029	6.25%
Mr. Neetesh Gupta	52,14,607	6.07%	52,14,607	6.08%

As per records of the company, including its register of shareholders/ members and other declarations received from shareholders regarding beneficial interest, the above shareholding represents beneficial ownership of shares.

**(d) Details of shares held by the promoters \***

**As at March 31, 2023**

Promoter Name	No. of shares at the beginning of the year	Change during the year	No. of shares at the end of the year	% of total shares	% change during the year
Mr. Ashok Gupta	57,54,894	-	57,54,894	6.70%	0.00%
<b>Total</b>	<b>57,54,894</b>	<b>-</b>	<b>57,54,894</b>		

**As at March 31, 2022**

Promoter Name	No. of shares at the beginning of the year	Change during the year	No. of shares at the end of the year	% of total shares	% change during the year
Mr. Ashok Gupta	57,54,894	-	57,54,894	6.71%	0.00%
<b>Total</b>	<b>57,54,894</b>	<b>-</b>	<b>57,54,894</b>		

\* based on requirements of Schedule III

**13. NON-CURRENT FINANCIAL LIABILITIES**

₹ in Lacs

Particulars	As at 31-Mar-23	As at 31-Mar-22
<b>(a) Borrowings</b>		
<b>(i) Term loans</b>		
<b>(I) from banks</b>		
(Ia) secured	1,193.10	1,950.87
<b>(II) from other parties</b>		
(IIa) unsecured	10.00	24.28
<b>ia) Lease liabilities</b>	5,514.90	-
	<b>6,718.00</b>	<b>1,975.15</b>

**Notes:**

- (1) Term loans from banks includes loan from HDFC Bank secured against hypothecation lien mark on the specific assets of the Company, corporate guarantee of Teleecare Network India Private Limited and personal guarantee of Directors - Mr. Ashok Gupta and Mr. Neetesh Gupta.
- (2) Loans from banks are secured against properties owned by other companies, Directors and relatives of directors.

**(ia) Lease liabilities Ageing**

₹ in Lacs

Particulars	As at 31-Mar-23	As at 31-Mar-22
<b>(a) Borrowings</b>		
Amount due in the period between one year and five year	2,902.71	-
Amount due after five year (Non-cancellable lease period)	2,612.19	-
	<b>5,514.90</b>	<b>-</b>

**14. PROVISIONS**

₹ in Lacs

Particulars	As at 31-Mar-23	As at 31-Mar-22
<b>Provision for employee benefits</b>		
(i) Gratuity (refer note 32)	30.64	67.20
(ii) Leave encashment (refer note 26)	-	-
<b>Deferred duties and taxes for bonded warehouse capital goods</b>		
(i) Custom duty bond (Deferred)	22.79	-
(ii) Deferred IGST Liabilities	53.82	-
	<b>107.26</b>	<b>67.20</b>

**15. CURRENT FINANCIAL LIABILITIES**

₹ in Lacs

Particulars	As at 31-Mar-23	As at 31-Mar-22
<b>(a) Borrowings</b>		
<b>(i) Loans repayable on demand</b>		
<b>(I) from banks</b>		
(Ia) secured	3,076.27	180.15
<b>(II) from other parties</b>		
(IIa) unsecured	263.60	264.11
<b>(ia) Lease Liabilities</b>	792.86	-
<b>(ii) Bills discounted from banks</b>	-	1,837.96
<b>(iii) Loans from related parties</b>		
(iiiia) unsecured	926.30	62.50
	<b>5,059.03</b>	<b>2,344.72</b>

**Note:**

Loans repayable and bills discounting from banks March 31, 2023: Nil (March 31, 2022: ₹ 18,37,95,859) were secured by first pari passu charge on current assets of the company, first charge on fixed assets (except assets exclusively charged to other lenders), equitable mortgage of properties of promoter. All the charges on the current assets of company have been closed as on March 31, 2023 on receipt of NOC from Tata Capital Financial Services Limited vide certificate TCFSL/NDC/2022-23/CF/090 dated July 15, 2022.

**(ia) Lease liabilities Ageing**

₹ in Lacs

Particulars	As at 31-Mar-23	As at 31-Mar-22
Amount due within one year from balance sheet date	792.86	-
	<b>792.86</b>	-

**(b) Trade Payables**

₹ in Lacs

Particulars	As at 31-Mar-23	As at 31-Mar-22
Total outstanding dues of micro enterprises and small enterprises	353.00	48.00
Total outstanding dues of creditors other than micro enterprises and small enterprises	32,700.14	17,627.46
<b>Total trade payables</b>	<b>33,053.14</b>	<b>17,675.46</b>
Trade payables	33,050.75	17,674.02
Trade payables to related parties (refer note 28)	2.39	1.44
<b>Total trade payables</b>	<b>33,053.14</b>	<b>17,675.46</b>



**(b) Trade Payables Ageing Schedule**

₹ in Lacs

Particulars	As at March 31, 2023				
	Trade Payables ageing schedule				
	Outstanding for following periods from due date of payment				
	Less than 1 year	1-2 years	2-3 years	More than 3 years	Total
(i) MSME	368.55	-	-	1.19	369.74
(ii) Others	32,186.36	399.96	5.21	90.82	32,682.35
(iii) Disputed dues - MSME	-	-	-	-	-
(iv) Disputed dues - Others	-	-	-	1.05	1.05
	<b>32,554.91</b>	<b>399.96</b>	<b>5.21</b>	<b>93.06</b>	<b>33,053.14</b>

₹ in Lacs

Particulars	As at March 31, 2022				
	Trade Payables ageing schedule				
	Outstanding for following periods from due date of payment				
	Less than 1 year	1-2 years	2-3 years	More than 3 years	Total
(i) MSME	41.78	-	0.29	5.93	48.00
(ii) Others	17,288.47	40.60	10.66	287.73	17,627.46
(iii) Disputed dues - MSME	-	-	-	-	-
(iv) Disputed dues - Others	-	-	-	-	-
	<b>17,330.25</b>	<b>40.60</b>	<b>10.95</b>	<b>293.66</b>	<b>17,675.46</b>

**Note:**

- The amounts are unsecured and non - interest bearing and are usually on varying trade terms.
- Identification of Micro and Small Enterprises is basis intimation received from vendors.
- **Details of dues to micro, small and medium enterprises as defined under MSMED Act, 2006.**  
There were no micro, small and medium enterprises, to whom the company owes dues, which are outstanding for more than 45 days during the year ended March 31, 2023. This information as required to be disclosed under the Micro, Small and Medium Enterprises Development Act, 2006, has been determined to the extent such parties have been identified on the basis of information available with the company. (Refer note 40)

**(c) Other Financial Liabilities**

₹ in Lacs

Particulars	As at 31-Mar-23	As at 31-Mar-22
Other expenses payable	2,369.87	441.88
	<b>2,369.87</b>	<b>441.88</b>

**16. OTHER CURRENT LIABILITIES**

₹ in Lacs

Particulars	As at 31-Mar-23	As at 31-Mar-22
(i) Advances from customers	5,128.00	478.72
(ii) Taxes and other statutory dues payable	90.76	161.93
(iii) Lease equalisation reserve	-	10.65
(iv) Interest Payable	0.38	6.62
	<b>5,219.14</b>	<b>657.93</b>

**17. CURRENT PROVISIONS**

₹ in Lacs

Particulars	As at 31-Mar-23	As at 31-Mar-22
<b>Provision for employee benefits</b>		
Gratuity (refer note 32)	3.92	2.44
<b>Others</b>	269.97	-
	<b>273.88</b>	<b>2.44</b>

**18. REVENUE FROM OPERATIONS**

₹ in Lacs

Particulars	For the Year ended 31-Mar-23	For the Year ended 31-Mar-22
Sale of products	1,13,588.61	46,301.25
Job Work Income	293.19	172.53
Other operating income	3,191.45	689.44
Unbilled Revenue	314.85	-
<b>Total Revenue from operations</b>	<b>1,17,388.10</b>	<b>47,163.22</b>
India	1,17,036.20	47,031.31
Outside India	351.90	131.91
<b>Total Revenue from operations</b>	<b>1,17,388.10</b>	<b>47,163.22</b>
Goods transferred at a point in time	1,16,882.77	46,610.94
Services transferred over time	505.33	552.28
<b>Total Revenue from operations</b>	<b>1,17,388.10</b>	<b>47,163.22</b>

\* includes revenue from rendering of management services, price protection income & refund of excess differential countervailing duty paid for the period February 24, 2014 to February 23, 2015.

**19. OTHER INCOME**

₹ in Lacs

Particulars	For the Year ended 31-Mar-23	For the Year ended 31-Mar-22
Interest income*	1,511.12	903.36
Foreign exchange gain	208.60	-
Excess liabilities and provisions written back	2,490.70	2,638.04
Technical testing and service fees	52.89	-
Fair value gain on financial instruments at fair value through profit or loss	914.03	2.65
Profit from sale of property, plant and equipments**	10.44	-
Miscellaneous income	216.95	47.42
	<b>5,404.73</b>	<b>3,591.47</b>

\* Interest income includes interest on loan granted to Wholly Owned Subsidiary (i.e. GDN Enterprises Private Limited). Upon the request of the borrower (vide board resolution dated May 28, 2022) and considering to strengthen its financial position by reducing the burden of the fixed financial obligations to the extent possible, the board of directors of the company have waived off interest income for the period May 30, 2022 to March 31, 2023 on the amount of such loan granted. (vide board resolution dated May 30 2022).

\*\* Includes amount written back in respect of balances which are no longer acknowledged as debt by the company.

**20. COST OF MATERIALS CONSUMED**

₹ in Lacs

Particulars	For the Year ended 31-Mar-23	For the Year ended 31-Mar-22
Inventories of raw material at the beginning of the year	120.41	39.53
Purchases during the year	60,539.34	1,551.61
Inventories of raw material at the end of the year	(2,259.89)	(144.16)
	<b>58,399.86</b>	<b>1,446.98</b>

**21. PURCHASES OF TRADED GOODS**

₹ in Lacs

Particulars	For the Year ended 31-Mar-23	For the Year ended 31-Mar-22
Purchases of traded goods	54,611.16	43,254.63
	<b>54,611.16</b>	<b>43,254.63</b>

**22. (INCREASE)/DECREASE IN INVENTORIES OF FINISHED GOODS, WORK-IN-PROGRESS AND STOCK-IN-TRADE**

₹ in Lacs

Particulars	For the Year ended 31-Mar-23	For the Year ended 31-Mar-22
Inventories of WIP at the beginning of the year	174.35	-
Inventories of finished goods at the beginning of the year	1.86	1.09
Inventories of stock-in-trade at the beginning of the year	339.53	624.77
Inventories of WIP at the end of the year	(5,509.66)	(174.35)
Inventories of finished goods at the end of the year	(3,625.41)	(1.86)
Inventories of stock-in-trade at the end of the year	(94.51)	(339.53)
	<b>(8,713.82)</b>	<b>110.12</b>

**23. EMPLOYEE BENEFITS EXPENSE**

₹ in Lacs

Particulars	For the Year ended 31-Mar-23	For the Year ended 31-Mar-22
Salaries and bonus	1,388.47	551.47
Contractor Employee's Expenses	2,267.47	165.96
Director remuneration expenses	90.00	90.00
Gratuity expense (refer note 32)	26.11	15.76
Contribution to provident and other funds	40.36	13.13
Share Based Payment expense	30.97	-
Staff welfare expenses	236.07	23.35
	<b>4,079.45</b>	<b>859.67</b>

\* Director remuneration expenses incurred by the company are in accordance with section 197 of the Companies Act, 2013.

**24. FINANCE COST**

₹ in Lacs

Particulars	For the Year ended 31-Mar-23	For the Year ended 31-Mar-22
Borrowing costs	434.16	379.70
Interest Expense	102.75	128.95
Interest on Income Tax*	43.29	-
	<b>580.20</b>	<b>508.65</b>

\* Interest on income tax includes interest for default in payment of advance tax (under section 234B) and interest on deferment of advance tax (under section 234C) for the assessment year 2022-2023 and interest in default in payment of advance tax (under section 234B and 234C) on provisional basis for the assessment year 2023-2024 in accordance with the measurement and disclosure requirements of Ind - AS 12.

**25. DEPRECIATION AND AMORTIZATION EXPENSE**

₹ in Lacs

Particulars	For the Year ended 31-Mar-23	For the Year ended 31-Mar-22
Depreciation on property, plant and equipment	1,295.40	629.50
Amortisation of intangible assets	1.23	1.35
	<b>1,296.63</b>	<b>630.85</b>

**26. OTHER EXPENSES**

₹ in Lacs

Particulars	For the Year ended 31-Mar-23	For the Year ended 31-Mar-22
<b>Direct expenses</b>		
Clearing and forwarding charges	6.75	0.26
Customs and other duties	120.83	362.35
Scheme and claim expenses	-	28.45
Labour charges	12.02	-
Freight inward	31.84	113.68
Jigs and Fixtures	74.05	17.71
Consumables	27.20	12.04
<b>Others</b>		
Business promotion expenses	15.52	10.49
Product testing expenses	39.63	10.47
Incentive and commission expenses	18.65	56.79
Rent expenses	146.78	280.80
Communication expenses	18.30	8.62
Power and fuel expenses	353.98	131.56
Travelling and conveyance expenses	41.63	18.39
Insurance premium expenses	48.71	43.99
Rates and taxes expenses	31.36	42.18
Directors sitting fee	22.83	17.53
Foreign Exchange loss	13.96	58.48
Bad debts and advances written off	4,352.06	1,739.32
Provision for doubtful loans	-	(0.08)
Provision for diminution in value of Investments or values written off	0.12	0.87
Provision for doubtful debtors	100.00	-
Legal and professional expenses	683.07	262.93
Freight and cartage outward expenses	32.59	47.85
Licence fees and patent expenses	-	2.09
Printing and stationery expenses	17.34	19.17
Repair and maintenance expenses	109.93	27.75
Computer repairs and maintenance	9.47	6.42
Security guard expenses	65.53	19.32

**26. OTHER EXPENSES (CONTD.)**

₹ in Lacs

Particulars	For the Year ended 31-Mar-23	For the Year ended 31-Mar-22
Housekeeping and other office maintenance expenses	52.82	10.89
Warranty Expenses	0.11	-
Payment to auditors (refer note below)*	18.68	13.94
Festival Expenses	4.85	2.47
Annual listing fees	7.20	7.00
Miscellaneous expenses	52.88	11.25
Bank charges	3.13	0.44
	<b>6,533.82</b>	<b>3,385.40</b>

**\* Payment to Auditor**

₹ in Lacs

Particulars	For the Year ended 31-Mar-23	For the Year ended 31-Mar-22
<b>As auditors:</b>		
Statutory audit fee	12.60	10.37
Tax audit fee	2.25	0.75
Limited Review	1.20	1.20
<b>In other capacities:</b>		
Certification fee	1.25	0.50
Reimbursement of expenses	0.28	0.30
Others	1.10	0.83
	<b>18.68</b>	<b>13.94</b>

**27. EARNINGS PER SHARE**

₹ in Lacs

Particulars	For the Year ended 31-Mar-23	For the Year ended 31-Mar-22
<b>Net profit after tax attributable to equity shareholders</b>	<b>4,186.89</b>	<b>(87.56)</b>
Weighted average number of equity shares	8,58,57,191.00	8,58,14,191.00
<b>Earning Per share</b>		
Basic EPS	<b>4.88</b>	<b>(0.10)</b>
Diluted EPS	<b>4.87</b>	<b>(0.10)</b>

## 28. RELATED PARTY DISCLOSURES

Names of related parties and related party relationship

### Related parties where control exists

Subsidiaries	: Optiemus Electronics Limited : Optiemus Infracom (Singapore) Pte Ltd : FineMs Electronics Private Limited : Troosol Enterprises Private Limited : Optiaux Technologies Private Limited (Struck off w.e.f. March 31, 2021) : GDN Enterprises Private Limited
Enterprises owned or significantly influenced by key management personnel or their relatives	: GRA Enterprises Private Limited : Fidelity Logistic Limited : Insat Exports Private Limited : Besmarty Technologies Private Limited (Formerly known as Besmarty Marketplace Private Limited) : WIN Technology : Teleecare Network India Private Limited : MPS Telecom Retail Private Limited : International Value Retail Private Limited

### Key Managerial Personnel

Name	Position	Nature of Transaction	31-Mar-23 ₹ in Lacs	31-Mar-22 ₹ in Lacs
Ashok Gupta	Director	Director Remuneration	90.00	90.00
Vikas Chandra	Company Secretary	Remuneration	19.79	15.70
Parveen Sharma	Chief Financial Officer	Remuneration	29.46	29.35
Ayekawad Narayanamurthy Gururaj	Director	Director Remuneration	60.00	55.04
Purshottam Upadhyay*	Chief Financial Officer	Remuneration	8.62	7.66
Natasha Kapoor	Company Secretary	Remuneration	3.93	3.06
Neetesh Gupta	Director	Director Remuneration	18.00	18.00
Deepesh Gupta	Director	Director Remuneration	-	36.00

\* Resigned as Chief Financial Officer effective January 31, 2023.

### Subsidiaries/ Associate Co.:

The following table provides the total amount of transactions that have been entered into with the related parties for the relevant financial year

Particulars	31-Mar-23 ₹ in Lacs	31-Mar-22 ₹ in Lacs
<b>Transactions during the year</b>		
<b>Sales of goods (Excluding GST)</b>		
Teleecare Network India Private Limited	-	47.64
International Value Retail Private Limited	200.00	14,171.21
<b>Other Operating Income (Excluding GST)</b>		
Teleecare Network India Private Limited	-	317.99
<b>Rental income</b>		
International Value Retail Private Limited	-	8.00
<b>Other income</b>		
International Value Retail Private Limited	-	259.50
Teleecare Network India Private Limited	729.35	-
<b>Purchases of goods (Excluding GST)</b>		
Teleecare Network India Private Limited	36.16	11,708.25
<b>Loan repaid by the related party</b>		
International Value Retail Private Limited	-	517.00
<b>Balances outstanding as on March 31, 2023</b>		
<b>Trade receivables</b>		
Teleecare Network India Private Limited	5,455.21	5,152.25

**Note-** The remuneration to key managerial personnel does not include the provisions made for gratuity, as they are determined on actuarial basis for the company as a whole.

## 29. RATIO ANALYSIS AND ITS ELEMENTS

### a) Current Ratio = Current Assets divided by Current Liabilities

Particulars	31-Mar-23 ₹ in Lacs	31-Mar-22 ₹ in Lacs
Current Assets	62,534.49	36,636.43
Current Liabilities	46,050.27	21,622.69
<b>Current Ratio</b>	<b>1.36</b>	<b>1.69</b>
<b>% Change from previous period / year</b>	<b>(19.85%)</b>	<b>(25.78%)</b>

**Reason for change for more than 25% :** Not Applicable

### b) Debt Equity Ratio = Total Debt divided by Total Equity where total debt refers to sum of current and non - current borrowings

Particulars	31-Mar-23 ₹ in Lacs	31-Mar-22 ₹ in Lacs
Total Debt	5,469.27	4,319.87
Total Equity	38,221.58	32,953.03
<b>Debt Equity Ratio</b>	<b>0.14</b>	<b>0.13</b>
<b>% Change from previous period / year</b>	<b>9.16%</b>	<b>(57.83%)</b>

**Reason for change for more than 25% :** Not Applicable



c) **Debt Service Coverage Ratio = Earnings available for debt services divided by total interest and principal repayments**

Particulars	31-Mar-23 ₹ in Lacs	31-Mar-22 ₹ in Lacs
Net Profit after tax	4,187.63	(92.17)
<b>Add: Non cash operating expenses and finance cost</b>	<b>1,876.84</b>	<b>1,139.49</b>
- Depreciation and amortization	1,296.63	630.85
- Finance Cost	580.20	508.65
<b>Earnings available for debt services</b>	<b>6,064.47</b>	<b>1,047.32</b>
Interest cost on borrowings	580.20	508.65
Principal repayments	(1,149.40)	5,917.49
<b>Total interest and principal repayments</b>	<b>(569.20)</b>	<b>6,426.13</b>
<b>Debt Service Coverage Ratio</b>	<b>(10.65)</b>	<b>0.16</b>
<b>% Change from previous period / year</b>	<b>(6637.26%)</b>	<b>(92.19%)</b>

**Reason for change for more than 25% :**

Increase in earnings available for debt services along with increase in depreciation and amortization.

d) **Return on Equity Ratio/ Return on Investment Ratio = Net Profit after tax divided by Equity**

Particulars	31-Mar-23 ₹ in Lacs	31-Mar-22 ₹ in Lacs
Net Profit after tax	4,187.63	(92.17)
Total Equity	38,221.58	32,953.03
<b>Return on Equity Ratio</b>	<b>10.96%</b>	<b>(0.28%)</b>
<b>% Change from previous period / year</b>	<b>(4017.06%)</b>	<b>(100.35%)</b>

**Reason for change for more than 25% :**

Increase in net profit after tax for the current financial year.

e) **Inventory Turnover Ratio = Cost of Material Consumed divided by average inventory**

Particulars	31-Mar-23 ₹ in Lacs	31-Mar-22 ₹ in Lacs
Cost of Material Consumed	1,02,181.47	44,707.10
Average Inventory	6,074.68	662.65
<b>Inventory Turnover Ratio</b>	<b>16.82</b>	<b>67.47</b>
<b>% Change from previous period / year</b>	<b>(75.07%)</b>	<b>193.19%</b>

**Reason for change for more than 25% :**

Change can be attributed to significant increase in cost of material consumed and average inventory during the current financial year.

f) **Trade Receivables Turnover Ratio = Total credit sales divided by average trade receivables**

Particulars	31-Mar-23 ₹ in Lacs	31-Mar-22 ₹ in Lacs
Total Credit Sales	1,17,388.10	47,163.22
Average Trade Receivables	31,423.27	20,271.62
<b>Trade Receivables Turnover Ratio</b>	<b>3.74</b>	<b>2.33</b>
<b>% Change from previous period / year</b>	<b>60.57%</b>	<b>119.04%</b>

**Reason for change for more than 25%**

Change can be attributed to rise in total credit sales of the group for the current financial year.

g) **Trade Payables Turnover Ratio = Total credit purchases divided by average trade payables**

Particulars	31-Mar-23 ₹ in Lacs	31-Mar-22 ₹ in Lacs
Total Credit Purchases	1,15,150.50	44,810.14
Average Trade Payables	25,364.30	11,639.90
<b>Trade Payables Turnover Ratio</b>	<b>4.54</b>	<b>3.85</b>
<b>% Change from previous period / year</b>	<b>17.93%</b>	<b>61.44%</b>

**Reason for change for more than 25%- Not Applicable**

h) **Net Capital Turnover Ratio = Sales divided by net working capital whereas net working capital is equal to current assets less current liabilities**

Particulars	31-Mar-23 ₹ in Lacs	31-Mar-22 ₹ in Lacs
Total revenue from operations	1,17,388.10	47,163.22
Net working capital	16,484.21	15,013.74
<b>Net Capital Turnover Ratio</b>	<b>7.12</b>	<b>3.14</b>
<b>% Change from previous period / year</b>	<b>126.69%</b>	<b>253.61%</b>

**Reason for change for more than 25%**

Change of more than 25% can be attributed to increase in net sales of the group for the current financial year.

i) **Net Profit Ratio = Net Profit after tax divided by sales**

Particulars	31-Mar-23 ₹ in Lacs	31-Mar-22 ₹ in Lacs
Net Profit after tax	4,187.63	(92.17)
Total Revenue from Operations	1,17,388.10	47,163.22
<b>Net Profit Ratio</b>	<b>3.57%</b>	<b>(0.20%)</b>
<b>% Change from previous period / year</b>	<b>(1925.38%)</b>	<b>(100.14%)</b>

**Reason for change for more than 25%**

Change of more than 25% is on account of increase in net sales and increase in net profit after tax for the current financial year.

j) **Return on Capital Employed (pre-cash) = Earnings before interest and taxes (EBIT) divided by Capital Employed (pre cash)**

Particulars	31-Mar-23 ₹ in Lacs	31-Mar-22 ₹ in Lacs
Profit before tax (A)	5,313.84	469.33
Finance cost (B)	580.20	508.65
Other Income (C)	5,404.72	3,591.47
<b>EBIT (D) = (A)+(B)-( C)</b>	<b>489.32</b>	<b>(2,613.50)</b>
<b>Capital Employed (Pre cash) (J) = (E)-(F)-(G)-(H)-(I)</b>	<b>43,275.63</b>	<b>31,842.23</b>
Total Assets (E)	91,134.71	56,618.07
Current Liabilities (F)	46,050.27	21,622.69
Current Investments (G)	27.78	26.80
Cash & Cash Equivalents (H)	1,422.99	2,523.26
Bank Balances other than cash & cash equivalents (I)	358.04	603.08
<b>Return on Capital Employed</b>	<b>1.13%</b>	<b>(8.21%)</b>
<b>% Change from previous period / year</b>	<b>(113.78%)</b>	<b>(132.97%)</b>

**Reason for change for more than 25%**

Change can be attributed to increase in net profit before tax, increase in other income and increase in current liabilities for the current financial year.

**30. SIGNIFICANT ACCOUNTING JUDGEMENTS, ESTIMATES AND ASSUMPTIONS**

The preparation of the group's financial statements requires management to make judgements, estimates and assumptions that affect the reported amounts of revenues, expenses, assets and liabilities, and the accompanying disclosures and the disclosure of contingent liabilities. Uncertainties about these assumptions and estimates could result in outcomes that require a material adjustment to the carrying amount of assets or liabilities affected in future periods.

**Judgements**

In the process of applying the group's accounting policies, management has made the following judgements, which have the most significant effect on the amounts recognised in the financial statements.

**Taxes**

Significant judgements are involved in determining the provision for income taxes, including amount expected to be paid/recovered for uncertain tax positions.

The Group reviews the carrying amount of deferred tax assets at the end of each reporting period. The policy for the same is explained in **Note 2.2.18**.

**Useful life of property, plant and equipment**

The Group reviews the useful life of property, plant and equipment at the end of each reporting period. This reassessment may result in change in depreciation expense in future periods. The policy for the same is explained in **Note No. 2.2.6**.

**Provisions and contingent liabilities**

A provision is recognised when the Group has a present obligation as a result of past event if it is probable that an outflow of resources will be required to settle the obligation, in respect of which a reliable estimate can be made. Provisions (excluding retirement benefits and compensated absences)

are not discounted to its present value and are determined based on best estimate required to settle the obligation at the Balance sheet date. These are reviewed at each Balance sheet date and adjusted to reflect the current best estimates. Contingent liabilities are not recognised in financial statements. A contingent asset is neither recognised nor disclosed in the financial statements.

#### **Defined benefit plans (gratuity benefits)**

The cost of the defined benefit gratuity plan and the present value of the gratuity obligation are determined using actuarial valuations. An actuarial valuation involves making various assumptions that may differ from actual developments in the future. These include the determination of the discount rate, future salary increases and mortality rates. Due to the complexities involved in the valuation and its long-term nature, a defined benefit obligation is highly sensitive to changes in these assumptions. All assumptions are reviewed at each reporting date.

The parameter most subject to change is the discount rate. In determining the appropriate discount rate for plans operated in India, the management considers the interest rates of government bonds in currencies consistent with the currencies of the post-employment benefit obligation.

The mortality rate is based on publicly available mortality tables. Those mortality tables tend to change only at interval in response to demographic changes. Future salary increases and gratuity increases are based on expected future inflation rates for the respective countries.

Further details about gratuity obligations are given in **Note 32**.

#### **Fair value measurement of financial instruments**

When the fair values of financial assets and financial liabilities recorded in the balance sheet cannot be measured based on quoted prices in active markets, their fair value is measured using valuation techniques including the DCF model. The inputs to these models are taken from observable markets where possible, but where this is not feasible, a degree of judgement is required in establishing fair values. Judgements include considerations of inputs such as liquidity risk, credit risk and volatility. Changes in assumptions about these factors could affect the reported fair value of financial instruments. Carrying value and approximate fair values of financial instruments are same.

#### **Revenue recognition**

The Group uses the percentage-of-completion method in accounting for its fixed price contracts. The use of percentage-of-completion method required the Group to estimate the efforts or costs expended to date as a proportion of the total efforts or costs to be expended. Efforts or costs expended have been used to measure progress towards completion as there is direct relationship between input and productivity. Provision for estimated losses, if any, on uncompleted contracts are recorded in the period in which such losses become probable based on the expected contract estimates at the reporting period. The policy for the same is explained in **Note 2.2.5**.

### **31. FINANCIAL RISK MANAGEMENT OBJECTIVES AND POLICIES**

The Group's activities expose it to a variety of financial risks : market risk, credit risk and liquidity risk. The primary market risk to the Group is foreign exchange risk. The Group's exposure to credit risk is influenced mainly by the individual characteristic of each customer and the concentration of risk from the top few customers.

#### **Market risk**

The Group is exposed to foreign exchange risk through its sales and services outside India, and purchases and services from overseas suppliers in various foreign currencies. The exchange rate between the rupee and foreign currencies may fluctuate substantially in the future. Consequently, the results of the Group's operations are adversely affected as the rupee appreciates / depreciates against these currencies.

**The foreign currency risks from financial instruments as of March 31, 2023 were as follows :**

The foreign currency forward contracts	Currency	Amount in foreign currency	Amount in ₹ in lacs
Trade Payable	USD	56,55,505.60	4,656.18
Trade Payable	JPY	6,36,60,000.00	393.42
Trade Payable	CNY	1,13,71,262.61	1,360.46
Export Receivable	USD	26,392.68	21.85
Advance given to vendor	USD	19,33,796.59	1,592.10
Advance given to vendor	JPY	27,15,289.66	324.86

**The foreign currency risks from financial instruments as of March 31, 2022 were as follows :**

The foreign currency forward contracts	Currency	Amount in foreign currency	Amount in ₹ in lacs
Trade Payable	USD	2,55,152.21	195.24
Export Receivable	USD	58,586.68	43.70
Advance given to vendor	USD	4,57,126.00	346.50
Advance given to vendor	JPY	4,50,00,000.00	280.77

**Quantitative information of foreign exchange instruments outstanding as at the Balance Sheet date**

**The foreign currency risks from financial instruments as of March 31, 2023 were as follows :**

The foreign currency forward contracts	Currency	Amount in foreign currency	Amount in ₹ in lacs
As on 31st March 2023	USD	Nil	Nil
As on 31st March 2022	USD	Nil	Nil

**Credit risk**

Credit risk refers to the risk of default on its obligation by the counterparty resulting in a financial loss. The maximum exposure to the credit risk at the reporting date is primarily from unsecured trade receivables amounting to **₹ 37,269.61 Lakhs, and ₹ 25,576.93 Lakhs as of March 31, 2023 and March 31, 2022 respectively.** Trade receivables are typically unsecured and are derived from revenue earned from customers located primarily in India. Credit risk has always been managed by the Group through credit approvals, establishing credit limits and continuously monitoring the creditworthiness of customers to which the Group grants credit terms in the normal course of business.

Credit risk on cash and cash equivalents is limited as the Group generally invest in deposits with banks and financial institutions with high credit ratings. Investments primarily include investment in deposits with banks.

**Liquidity risk**

The Group's principal sources of liquidity are cash and cash equivalents and the cash flow that is generated from operations. The Group believes that the working capital is sufficient to meet its current requirements.

### 32. POST EMPLOYMENT BENEFIT PLANS: GRATUITY

The Group has a funded defined benefit gratuity plan.

The gratuity plan is governed by the Payment of Gratuity Act, 1972. Under the act, employee who has completed five years of service is entitled to specific benefit.

The following tables summarise the components of net benefit expense recognised in the statement of profit or loss and the funded status and amounts recognised in the balance sheet for the respective plans:

#### **Reconciliation of opening and closing balances of the present value of the defined benefit obligation**

Particulars	31-Mar-23 ₹ in Lacs	31-Mar-22 ₹ in Lacs
<b>Defined benefit obligation</b>		
Balance as at the beginning of the year	79.67	76.00
Current service cost	26.62	15.56
Interest cost	5.78	5.51
Past Service cost	-	-
Benefits paid	(13.14)	(13.07)
Remeasurement (gains)/losses in other comprehensive income	(1.69)	(4.34)
<b>Balance as at the end of the year</b>	<b>97.25</b>	<b>79.67</b>

#### **Reconciliation of the opening and closing balances of the fair value of plan assets**

Particulars	31-Mar-23 ₹ in Lacs	31-Mar-22 ₹ in Lacs
<b>Fair value of plan assets</b>		
Balance as at beginning of the year	10.03	2.22
Expected return on plan assets	0.75	0.16
Actuarial gains and losses	0.18	0.03
Contributions by the employer	64.85	20.69
Benefits paid	(13.14)	(13.07)
<b>Balance as at end of the year</b>	<b>62.67</b>	<b>10.03</b>

The above mentioned plan assets are entirely represented by funds invested with LIC.

#### **Total expense recognised in profit or loss**

Particulars	31-Mar-23 ₹ in Lacs	31-Mar-22 ₹ in Lacs
Current service cost	26.62	15.56
Interest cost	5.78	5.51
Expected return on plan assets	(0.75)	(0.16)
	<b>31.65</b>	<b>20.91</b>

**Total amount recognised in other comprehensive income**

Particulars	31-Mar-23 ₹ in Lacs	31-Mar-22 ₹ in Lacs
Experience losses/(gains) - obligations	(1.69)	(4.34)
Gains from change in demographic assumptions	-	-
Losses from change in financial assumptions	-	-
<b>Remeasurements on Liability</b>	<b>(1.69)</b>	<b>(4.34)</b>
Return on plan assets, excluding interest income	(0.18)	(0.03)
<b>Remeasurements on plan assets</b>	<b>(0.18)</b>	<b>(0.03)</b>
<b>Net remeasurements recognised in OCI</b>	<b>(1.87)</b>	<b>(4.37)</b>

**Due to its defined benefit plans, the Group is exposed to the following significant risks:**

**Changes in bond yields** - A decrease in bond yields will increase plan liability.

**Salary risk** - The present value of the defined benefit plans liability is calculated by reference to the future salaries of the plan participants. As such, an increase in the salary of the plan participants will increase the plan's liability.

**Principal actuarial assumptions used as at the end of the reporting period**

Particulars	31-Mar-23	31-Mar-22
Discount rates	7.25%	7.00%
Expected rates of return on any plan assets	7.25%	7.00%
Expected rates of salary increase	6.00%	6.00%
Upto 30 years	5.00%	5.00%
From 31 to 44 years	5.00%	5.00%
Above 44 years	5.00%	5.00%
Retirement age	60	60

**Sensitivity Analysis of the defined benefit obligation**

Particulars	31-Mar-23 ₹ in Lacs	31-Mar-22 ₹ in Lacs
<b>a) Impact of the change in discount rate</b>		
<b>Present value of obligation at the end of the period</b>		
Impact due to increase of 1 %	67.24	67.04
Impact due to decrease of 1 %	75.02	75.97
<b>b) Impact of the change in salary increase</b>		
<b>Present value of obligation at the end of the period</b>		
Impact due to increase of 1 %	67.24	75.99
Impact due to decrease of 1 %	75.02	66.96

### 33. GROUP INFORMATION

#### **Information about subsidiaries & associates**

The consolidated financial statements of the Group includes subsidiaries & associates listed in the table below:

Name & Place of Incorporation	Principal Activity	% equity interest	
		31-Mar-23	31-Mar-22
<b>FineMS Electronics Private Limited</b> Place of Incorporation: India	Manufacturing of Mobile Phones	60.00%	60.00%
<b>Optiemus Electronics Limited</b> Place of Incorporation: India	Manufacturing of Mobile Phones	100.00%	100.00%
<b>Optiemus Infracom (Singapore) Pte. Ltd.</b> Place of Incorporation: Singapore	Trading of Mobile Phones	100.00%	100.00%
<b>Troosol Enterprises Private Limited</b> Place of Incorporation: India	Booking of Hotel Rooms through Online Portals	60.00%	60.00%
<b>Teleecare Network India Private Limited</b> Place of Incorporation: India	Trading of Mobile Phones	46.22%	46.22%
<b>GDN Enterprises Private Limited</b> Place of Incorporation: India	Manufacturing of Mobile Phones	100.00%	100.00%

### 34. COMMITMENTS AND CONTINGENCIES

#### a. Contingent liabilities

Particulars	31-Mar-23 ₹ in Lacs	31-Mar-22 ₹ in Lacs
<b>Claims against the group not acknowledged as debts</b> (Refer detailed annexure)		
Income Tax Matters	-	-
Indirect Tax Matters	1,393.56	2,183.47

Nature	Financial year	31-Mar-23 ₹ in Lacs	31-Mar-22 ₹ in Lacs
Sales Tax, Chandigarh	2014-15	1.62	1.62
Sales Tax Haryana	2013-14	20.41	20.41
Sales Tax Haryana	2014-15	5.09	7.87
Sales Tax Haryana	2015-16	7.45	150.71
Sales Tax Haryana	2013-14	14.29	-
Sales Tax Bihar	2011-12	29.19	29.02
Sales Tax Bihar	2012-13	9.75	9.75
Sales Tax Bihar	2013-14	7.46	7.46
Sales Tax Uttar Pradesh	2011-12	25.18	25.18
Sales Tax Uttar Pradesh	2013-14	44.51	44.51
Sales Tax West Bengal	2012-13	-	178.31
Sales Tax West Bengal	2015-16	16.73	16.73
Sales Tax Karnataka	2011-12	31.12	31.12



Nature	Financial year	31-Mar-23 ₹ in Lacs	31-Mar-22 ₹ in Lacs
Sales Tax Karnataka	2012-13	52.99	52.99
Sales Tax Karnataka	2013-14	36.78	36.78
Sales Tax Karnataka	2014-15	26.05	26.05
Sales Tax Gujarat	2013-14	10.14	10.14
Sales Tax Gujarat	2014-15	185.37	185.37
Sales Tax Gujarat	2015-16	7.33	7.33
Sales Tax Maharashtra	2015-16	147.14	38.26
Sales Tax Maharashtra	2016-17	87.04	213.10
Sales Tax Maharashtra	2017-18	37.04	37.04
Sales Tax Rajasthan	2017-18	-	135.18
Sales Tax Kerala	2014-15	-	101.62
Sales Tax Madhya Pradesh	2015-16	53.00	53.00
Sales Tax Madhya Pradesh	2017-18	12.55	-
Sales Tax Andhra Pradesh	2015-16	13.29	13.39
Sales Tax Telangana	2015-16	-	232.55
Sales Tax Tamil Nadu	2013-14	2.89	2.89
Sales Tax Tamil Nadu	2014-15	18.23	18.51
Service Tax	2014-18	490.92	496.68

**b. Corporate Guarantee**

₹ in lacs

Guarantee given on behalf of	Guarantee given to	Purpose	31-Mar-23	31-Mar-22
MPS Telecom Retail Pvt. Ltd. <b>Outstanding as on 31st March 2023 is ₹ 456.12 Lakhs</b>	Indusind Bank	Working Capital	6,000.00	6,000.00

- (i) It is not practicable for the Group to estimate the timings of cash outflows, if any, in respect of the above pending resolution of the respective proceedings as it is determinable only on receipt of judgements/ decisions pending with various forums/ authorities.
- (ii) The Group does not expect any reimbursements in respect of the above contingent liabilities.
- (iii) The Group's pending litigations comprise of claims against the Group pertaining to proceedings pending with various direct tax, indirect tax and other authorities. The group has reviewed all its pending litigations and proceedings and has adequately provided for where provisions are required or disclosed as contingent liabilities where applicable, in its consolidated financial statements. The Group does not expect the outcome of these proceedings to have a materially adverse effect on its consolidated financial statements.

### 35. FAIR VALUE MEASUREMENTS

#### a. Break-up of financial instruments carried at Fair value through profit or loss

Particulars	31-Mar-23 ₹ in Lacs	31-Mar-22 ₹ in Lacs
<b>Financial assets</b>		
Investments	4,460.27	4,238.04
	<b>4,460.27</b>	<b>4,238.04</b>

#### b. Break-up of financial instruments carried at amortised costs

Particulars	31-Mar-23 ₹ in Lacs	31-Mar-22 ₹ in Lacs
<b>Financial assets</b>		
Loans	1,369.10	1,435.08
Trade receivables	37,269.61	25,576.93
Cash and cash equivalents	1,422.99	2,523.26
Bank balances other than cash and cash equivalents	358.04	603.08
Other financial assets	2,855.53	309.57
	<b>43,275.26</b>	<b>30,447.93</b>
<b>Financial liabilities</b>		
Borrowings	4,266.17	2,344.72
Trade payables	33,053.13	17,675.46
Other financial liabilities	2,369.87	441.88
	<b>39,689.18</b>	<b>20,462.06</b>

Carrying value and approximate fair values of financial instruments are same.

### 36. SEGMENT REPORTING

The Group has identified business segments. Business segments are primarily Manufacturing of Mobile & Mobile Accessories. Revenues and expenses directly attributable to segments are reported under each reportable segment. Expenses which are not directly identifiable to each reportable segment have been allocated on the basis of associated revenues of the segment and manpower efforts. All other expenses which are not attributable or allocable to segments have been disclosed as unallocable expenses. Assets and liabilities that are directly attributable or allocable to segments are disclosed under each reportable segment. All other assets and liabilities are disclosed as unallocable. Fixed Assets that are used interchangeably amongst segments are not allocated to primary and secondary segments.

The group organized its operations as four major businesses, each reportable segment is as follows:

1. **Trading of goods**
2. **Manufacturing**

Particulars	31-Mar-23 ₹ in Lacs	31-Mar-22 ₹ in Lacs
<b>Segment Revenue</b>		
a) Trading of Mobile Handset and Accessories	60,041.75	43,103.51
b) Manufacturing Business	57,346.35	4,059.71
<b>Total</b>	<b>1,17,388.10</b>	<b>47,163.22</b>
<b>Less: Inter Segment Revenue</b>	-	-
<b>Net Sales/Income From Operations</b>	<b>1,17,388.10</b>	<b>47,163.22</b>
<b>Segment Results</b>		
<b>Profit before Interest &amp; Tax</b>		
a) Trading of Mobile Handset and Accessories	1,006.61	777.00
b) Manufacturing Business	1,560.86	(1,473.50)
<b>Total</b>	<b>2,567.47</b>	<b>(696.50)</b>
<b>Less:</b>		
(a) Interest	580.20	508.65
(b) Other un-allocable expenditure net off un-allocable income & other comprehensive income	(3,326.58)	(3,229.47)
<b>Total Profit before Tax</b>	<b>5,313.85</b>	<b>2,024.32</b>

Segment Assets	31-Mar-23 ₹ in Lacs	31-Mar-22 ₹ in Lacs
a) Trading of Mobile Handset and Accessories	59,961.15	54,648.32
b) Manufacturing Business	47,508.15	16,392.81
<b>Less: Inter segment</b>	(16,334.61)	(14,423.02)
<b>Other unallocated assets</b>	-	-
<b>Total Segment Assets</b>	<b>91,134.69</b>	<b>56,618.10</b>

Segment Liabilities	31-Mar-23 ₹ in Lacs	31-Mar-22 ₹ in Lacs
a) Trading of Mobile Handset and Accessories	18,615.13	21,384.05
b) Manufacturing Business	47,199.45	13,962.71
<b>Less: Inter segment</b>	(12,926.10)	(11,739.06)
<b>Other unallocated liabilities</b>	-	-
<b>Total Segment Liabilities</b>	<b>52,888.48</b>	<b>23,607.70</b>

### 37. THE CODE ON SOCIAL SECURITY, 2020 (CODE) RELATING TO EMPLOYEE BENEFITS

The Code on Social Security, 2020 ("Code") relating to employee benefits during employment and post employment benefits received Presidential assent in September 2020. The Code has been published in the Gazette of India. However, the date on which the Code will come into effect has not been notified and the final rules/ interpretation have not yet been issued. The company will assess the impact of the Code when it comes into effect and will record any related impact in the period the Code becomes effective.

### 38. ESTIMATION OF UNCERTAINTIES RELATING TO THE GLOBAL HEALTH PANDEMIC FROM CORONAVIRUS (COVID-19)

The Group has made an assessment of the impact of the continuing COVID-19 pandemic on its current and future operations, liquidity position and cash flow giving due consideration to the internal and external factors. The Group is continuously monitoring the situation and does not foresee any significant impact on its operations and the financials position as at March 31, 2023.

### 39. EMPLOYEE STOCK OPTION PLAN (ESOP'S):

Under the Optiemus Employee Stock Option Scheme, 2016 (the 2016 Plan), the Group during the previous reporting period had granted 1,29,000 options to its employees including KMP's. As required by Ind AS - 102 (Share Based Payment) the employee stock compensation expense is required to be recorded on a straight line basis over the requisite vesting period. Due to the limitation posed by the 2016 Plan, the Group is unable to expense the required portion of employee stock compensation expense to its Statement of Profit and Loss with simultaneous credit to share based payment reserve in the current reporting period for the vesting due in F.Y. 2023-24 & F.Y. 2024-25 and has adopted to record the entire employee stock compensation expense for each separately vesting portion at the date of respective vestings only. The policy for same is explained in Note 2.2.15.

The equity settled stock options would vest generally in a graded manner i.e. Year 01: 20%; Year 02: 30% and Year 03: 50% and shall be exercisable within a period of 30 (Thirty) days from the respective date of vesting or as may be determined by the Nomination and Remuneration Committee (NRC) in special circumstances. The exercise price will be based upon the Market Price of the share one day before the date of vesting of options or such higher price as may be decided by the Committee subject to a discount of up to 50% as may deem fit by the Committee for the finalization of the Exercise Price.

The following is the summary of grants during the year ended March 31, 2023 and March 31, 2022:

Particulars	2016 Plan	
	Year ended March 31,	
	2023 (Fig. in Lacs)	2022 (Fig. in Lacs)
<b><u>Holding company of the group (i.e. Optiemus Infracom Limited)</u></b>		
<b><u>Equity settled stock options granted to</u></b>		
- Key Managerial Personnel	-	0.15
- Employees other than Key Managerial Personnel	-	1.14
<b><u>Wholly Owned Subsidiary (i.e. Optiemus Electronics Limited)</u></b>		
<b><u>Equity settled stock options granted to</u></b>		
- Key Managerial Personnel	-	2.67
- Employees other than Key Managerial Personnel	-	1.04

The break-up of employee stock compensation expense is as follows:

Particulars	2016 Plan	
	Year ended March 31	
	2023 (Fig. in Lacs)	2022 (Fig. in Lacs)
<b>Holding company of the group (i.e. Optiemus Infracom Limited)</b>		
<b>Equity settled stock options granted to</b>		
- Key Managerial Personnel	4.01	-
- Employees other than Key Managerial Personnel	26.97	-
<b>Wholly Owned Subsidiary (i.e. Optiemus Electronics Limited)</b>		
<b>Equity settled stock options granted to</b>		
- Key Managerial Personnel	1.34	-
- Employees other than Key Managerial Personnel	25.10	-

The activity in 2016 Plan for equity settled share based payment transactions during the year ended March 31, 2023 and March 31, 2022 is set out as follows:

Particulars	2016 Plan	
	Year ended March 31	
	2023 (Fig. in Lacs)	2022 (Fig. in Lacs)
<b>2016 Plan : ESOPs</b>		
Outstanding at the beginning	5.00	-
Granted	-	5.00
Exercised	0.43	-
Modifications to equity settled awards	-	-
Forfeited/ Expired	0.85	-
<b>Outstanding at the end</b>	<b>3.72</b>	<b>5.00</b>
<b>Exercisable at the end</b>	<b>3.72</b>	<b>5.00</b>

#### 40. DETAILS OF DUES TO MICRO, SMALL AND MEDIUM ENTERPRISES AS DEFINED UNDER MSMED ACT, 2006

There were no micro, small and medium enterprises, to whom the Company owes dues, which are outstanding for more than 45 days during the year ended March 31, 2023. This information as required to be disclosed under the Micro, Small and Medium Enterprises Development Act, 2006, has been determined to the extent such parties have been identified on the basis of information available with the company.

#### 41. OTHER STATUTORY INFORMATION

- i) With respect to immovable properties (other than properties where the Group is the lessee and lease agreements are duly executed in favour of the lessee) whose title deeds are not held in the name of the group, details are given as hereunder to the extent of the group's share:

Relevant Line item in the Balance Sheet	Description of item of property	Gross Carrying Value	Title Deeds held in the name of the company	Whether title deed holder is a promoter, director or relative	Reason for not being held in the name of the company
Investment Property	Piece of agricultural land measuring 2 Bighas 10 Biswas, out of Khasra No. 56/15 and 16 situated in the revenue estate of Village Tikri Kalan, Delhi	₹ 44.37 Lakhs	Telemart Communication India Private Limited (TCIPL)	N.A.	Amalgamation of TCIPL with Akanksha Cellular Limited and later name change of Akanksha Cellular to Optiemus Infracom Limited
Investment Property	Piece of agricultural land measuring 1 Bigha 4 Biswas, out of Khasra No. 57/22-1 situated in the revenue estate of Village Tikri Kalan, Delhi	₹ 19.82 Lakhs	Telemart Communication India Private Limited (TCIPL)	N.A.	Amalgamation of TCIPL with Akanksha Cellular Limited and later name change of Akanksha Cellular to Optiemus Infracom Limited
Investment Property	Piece of agricultural land measuring 1 Bigha 4 Biswas, out of Khasra No. 57/22-2 situated in the revenue estate of Village Tikri Kalan, Delhi	₹ 19.82 Lakhs	Telemart Communication India Private Limited (TCIPL)	N.A.	Amalgamation of TCIPL with Akanksha Cellular Limited and later name change of Akanksha Cellular to Optiemus Infracom Limited
Investment Property	Piece of agricultural land measuring 1 Bigha 4 Biswas out of Khasra No. 84/12, situated in the revenue estate of Village Mundka, Delhi	₹ 14.05 Lakhs	Telemart Communication India Private Limited (TCIPL)	N.A.	Amalgamation of TCIPL with Akanksha Cellular Limited and later name change of Akanksha Cellular to Optiemus Infracom Limited

- ii) **Details of Benami Property:** No proceedings have been initiated or are pending against the Group for holding any Benami property under the Benami Transactions (Prohibition) Act, 1988 (45 of 1988) and the rules made thereunder.
- iii) **Disclosure of Transactions with Struck off Companies:** The Group did not have any material transactions with companies struck off under Section 248 of the Companies Act, 2013 or Section 560 of the Companies Act, 1956 during the financial year.
- iv) The Group does not have any charges or satisfaction which is yet to be registered with ROC beyond the statutory period.
- v) **Details of Crypto Currency or Virtual Currency:** The group has not traded or invested in crypto currency or virtual currency during the respective financial years/period.
- vi) **Utilization of Borrowed Funds and Share Premium:** The group has not advanced or loaned or invested funds to any other person(s) or entity(ies), including foreign entities (Intermediaries) with the understanding that the Intermediary shall:
- directly or indirectly lend or invest in other persons or entities identified in any manner whatsoever by or on behalf of the company (ultimate beneficiaries) or
  - provide any guarantee, security or the like to or on behalf of the ultimate beneficiaries.

- vii) Utilization of Borrowed Funds and Share Premium:** The Group has not received any fund from any person(s) or entity(ies), including foreign entities (Funding Party) with the understanding (whether recorded in writing or otherwise) that the group shall :
- (a) directly or indirectly lend or invest in other persons or entities identified in any manner whatsoever by or on behalf of the Funding Party (Ultimate Beneficiaries) or
- (b) provide any guarantee, security or the like to or on behalf of the ultimate beneficiaries.
- viii) Undisclosed Income:** The Group does not have any transaction which is not recorded in the books of accounts that has been surrendered or disclosed as income during the year in the tax assessments under the Income Tax Act, 1961 (such as, search or survey or any other relevant provisions of the relevant provisions of the Income Tax Act, 1961)
- ix)** The Group has not been declared wilful defaulter by any bank or financial institution or other lender.
- x) Compliance with Approved Scheme(s) of Arrangements:** The Group does not have any Scheme of Arrangements which have been approved by the Competent Authority in terms of sections 230 to 237 of the Act.
- xi) Compliance with Number of Layers of Companies:** The Group has complied with the number of layers prescribed under Section 2(87) of the Act read with the Companies (Restriction on Number of Layers) Rules, 2017.
- xii) Security of Current Assets against Borrowings:** The Quarterly statements of current assets filed by the group with banks and financial institutions are in agreement with the books of accounts.
- 42.** Previous period figures have been re-grouped / re-classified to confirm to below requirements of the amended Schedule III to the Companies Act, 2013 effective April 01, 2021:
- (a) Security deposits (Long - term) regrouped under “Other Financial Assets” (**Note 6c**) which were earlier part of “Loans” (**Note 6b**).
- (b) Security deposits (Short - term) regrouped under “Other Financial Assets” (**Note 10f**) which were earlier part of “Loans” (**Note 10e**).
- 43.** The figures have been rounded off to the nearest lakhs of rupees. The figure 0.00 wherever stated represents value less than 50,000/-.
- 44.** Note No.1 to 44 form integral part of the Consolidated Balance Sheet and Consolidated Statement of Profit and Loss.

As per our report of even date

**For Mukesh Raj & Co.**  
Chartered Accountants  
ICAI Firm Registration No. : 016693N

**Mukesh Goel**  
Partner  
Membership No.: 094837

**Place:** Noida (Uttar Pradesh)  
**Date:** May 26, 2023

**For and on behalf of the Board of Directors of  
Optiemus Infracom Limited**

**Ashok Gupta**  
Executive Chairman  
DIN: 00277434

**Parveen Sharma**  
Chief Financial Officer  
PAN: ATWPS6301D

**Neetesh Gupta**  
Director  
DIN : 00030782

**Vikas Chandra**  
Company Secretary  
PAN: AFGPC4820F

## NOTICE

**NOTICE** is hereby given that the 30<sup>th</sup> Annual General Meeting of the Members of **OPTIEMUS INFRACOM LIMITED** will be held on Friday, the 22<sup>nd</sup> Day of September, 2023 at 11:00 A.M. (IST) through Video Conferencing (“VC”) / Other Audio Visual Means (“OAVM”) to transact the following business. The Registered Office of the Company situated at K-20, II<sup>nd</sup> Floor, Lajpat Nagar-II, New Delhi-110024 shall be deemed as venue of the meeting.

### **ORDINARY BUSINESS:**

1. To receive, consider and adopt the Audited Standalone and Consolidated Financial Statements of the Company for the financial year ended 31<sup>st</sup> March, 2023 and the Reports of Board of Directors and Auditors thereon.
2. To appoint a Director in place of Mr. Ashok Gupta (DIN: 00277434), who retires by rotation, and being eligible, offers himself for re-appointment.

**By order of the Board  
For Optiemus Infracom Limited**

**Date: August 12, 2023  
Place: Noida (U.P.)**

**Vikas Chandra  
Company Secretary & Compliance Officer  
M. No.: 22263**

### **NOTES:**

1. Pursuant to the Circular Nos.14/2020, 17/2020, 20/2020, 02/2021, 19/2021, 21/2021 and 02/2022 dated April 08, 2020, April 13, 2020, May 05, 2020, January 13, 2021, December 08, 2021, December 14, 2021 and May 05, 2022 respectively, followed by Circular Nos. 10/2022 and 11/2022 dated December 28, 2022 issued by the Ministry of Corporate Affairs (herein collectively referred to as “**MCA Circulars**”) and the relaxation provided by SEBI vide its Circular No. SEBI/HO/CFD/PoD-2/P/ CIR/2023/4 dated January 05, 2023 issued by Securities and Exchange Board of India (hereinafter referred to as “SEBI Circular”), it is permitted to convene the Annual General Meeting (“AGM”) through Video Conferencing (“VC”) or Other Audio Visual Means (“OAVM”), without physical presence of the members at a common venue, therefore, this AGM is being held through VC / OAVM.
2. Generally, a member entitled to attend and vote at the meeting is entitled to appoint a proxy to attend and vote on a poll instead of himself and a proxy need not to be a member of the Company. Since this AGM is being held through VC / OAVM pursuant to the MCA and SEBI Circulars, physical attendance of members has been dispensed with. Accordingly, the facility for appointment of proxies by the members will not be available for the AGM and hence, the Proxy Form and Attendance Slip are not annexed hereto. However, the Body Corporates are entitled to appoint authorised representatives to attend the AGM through VC / OAVM and participate there at and cast their votes through e-voting.
3. **Dispatch of Annual Report and Notice of AGM through electronic mode:**  
In compliance with MCA Circulars and SEBI Circular, Notice of the 30<sup>th</sup> AGM along with the Annual Report 2022-23 is being sent only through electronic mode to those Members whose e-mail addresses are registered with the Company/ RTA/ Depositories as on cut-off date (18.08.2023). Members may please note that the Notice and Annual Report 2022-23 will also be available on the Company’s website [www.optiemus.com](http://www.optiemus.com) under Investor Relations’ Section, websites of the Stock Exchanges i.e. BSE Limited and National Stock Exchange of India Limited at [www.bseindia.com](http://www.bseindia.com) and [www.nseindia.com](http://www.nseindia.com) respectively.



4. In respect of Item No. 2, a statement giving additional information on the Directors appointment/re-appointment is annexed hereto as an **Annexure-I** as required under Regulation 36(3) of SEBI (Listing Obligations and Disclosure Requirements) Regulations, 2015 (“**Listing Regulations**”) and Secretarial Standard-2 on General Meetings.
5. Corporate Members intending to authorise their representatives to attend the meeting pursuant to Section 113 of the Companies Act, 2013 (“**Act**”) are requested to send to the Scrutinizer a certified true copy of the Board Resolution authorizing their representative to attend the AGM through VC / OAVM on its behalf and to vote through remote e-Voting. The said Resolution/Authorization to be sent to the Scrutinizer at his e-mail ID [skbatrapcs@gmail.com](mailto:skbatrapcs@gmail.com) with a copy marked to [helpdesk.evoting@cDSLindia.com](mailto:helpdesk.evoting@cDSLindia.com).
6. The Register of Directors and Key Managerial Personnel and their shareholding maintained under Section 170 of the Act, the Register of Contracts or Arrangements in which the directors are interested, maintained under Section 189 of the Act and the relevant documents referred to in this Notice and accompanying Explanatory Statement shall be made available for inspection during the AGM in accordance with the applicable statutory requirements based on the requests received by the Company.
7. Members desiring any information on the accounts at the AGM are requested to write to the Company at least 10 days in advance, so as to enable the Company to keep the information ready.
8. Members attending the AGM through VC / OAVM shall be counted for the purpose of reckoning the quorum under Section 103 of the Act.
9. Members holding shares in physical form, in identical order of names, in more than one folio are requested to send to the Company’s Registrar & Share Transfer Agent, M/s Beetal Financial and Computer Services Private Limited (“**RTA**”), the details of such folios together with the share certificates for consolidating their holdings in one folio. A consolidated share certificate will be issued to such members after making requisite changes.
10. In case of joint holders attending the AGM, the members whose name appears as the first holder in the order of names as per the Register of Members of the Company being maintained by RTA will be entitled to vote.
11. The Register of Members and Share Transfer Books of the Company will remain closed from Saturday, September 16, 2023 to Friday, September 22, 2023 (both days inclusive).
12. Members are requested to update immediately, any change in their address to their Depository Participants with whom they are maintaining their demat accounts or to the Company’s RTA at Beetal House, 3<sup>rd</sup> Floor, 99, Madangir, New Delhi – 110062, in case shares are held in physical form so that change could be effected in the Register of Members before closure.
13. Members who have not registered their e-mail address so far are requested to register their e-mail address for receiving all communication(s) including Annual Report, Notices and Circulars etc. from the Company electronically. Members holding shares in physical form are requested to notify any change of address, bank mandates, if any, to the RTA at Beetal House, 3<sup>rd</sup> Floor, 99, Madangir, New Delhi – 110062 and / or to their respective Depository Participants if the shares are held in electronic form.
14. To prevent fraudulent transactions, Members are advised to exercise due diligence and notify the Company of any change in address or demise of any member as soon as possible. Members are also advised not to leave their demat account(s) dormant for long. Periodic statement of holdings should be obtained from the concerned Depository Participants and holdings should be verified.
15. As per the provisions of Regulation 40 of the SEBI Listing Regulations, Members may note that, effective April 01, 2019, requests for effecting transfer of securities held in physical mode cannot be processed by the listed entity, unless the securities are held in dematerialized form. Hence, Members are requested to dematerialize their shares if held in physical form.

**16. UPDATION OF KYC DETAIL**

- i) SEBI vide its Circular dated 16<sup>th</sup> March, 2023, in supersession of earlier Circulars in this regard, has reiterated that it is mandatory for all holders of physical securities to furnish their PAN, KYC details and Nomination to the Company's RTA in respect of all concerned Folios and the Folios wherein even any one of the PAN, Address with PIN Code, e-mail address, Mobile Number, Bank Account details, Specimen signature and Nomination by holders of physical securities are not available on or after October 01, 2023, shall be frozen by the RTA. In this regard, SEBI has introduced Form ISR-1 alongwith other relevant documents to lodge any request for registering PAN, KYC details or any change / updation thereof.

In terms of the aforesaid SEBI Circular, effective from January 01, 2022, any service requests or complaints received from the member, will not be processed by RTA till the aforesaid details/documents are provided to RTA.

Members may also note that SEBI vide its Circular dated January 25, 2022 has mandated listed companies to issue securities in dematerialized form only while processing service requests viz. Issue of duplicate certificates; claim from unclaimed suspense account; renewal/ exchange of securities certificate; endorsement; sub-division/ splitting of securities certificates; consolidation of securities certificates/folios; transmission and transposition. In view of the same and to eliminate various benefits of dematerialization, Members are advised to dematerialize the shares held by them in physical form. Accordingly, Members are requested to make service requests by submitting a duly filed and signed Form ISR-4.

Relevant details and forms prescribed by SEBI in this regard are available on the website of the Company at [www.optiemus.com](http://www.optiemus.com) under Share Registration Section under Investor Relations. Members are requested to kindly take note of the same and update their particulars timely.

- ii) Members who are holding shares in demat mode are requested to notify any change in their residential address, Bank A/c details and / or e-mail address immediately to their respective Depository Participants.

17. Pursuant to the provisions of Section 108 of the Act read with Rule 20 of the Companies (Management and Administration) Rules, 2014 (as amended) and Regulation 44 of SEBI Listing Regulations (as amended) and MCA Circulars and SEBI Circular, the Company is providing facility of remote e-Voting to its Members in respect of the business to be transacted at the AGM. For this purpose, the Company has entered into an agreement with Central Depository Services (India) Limited ("CDSL") for facilitating voting through electronic means, as the authorized agency. The facility of casting votes by a member using remote e-Voting system as well as venue voting on the date of the AGM will be provided by CDSL. The detailed instructions for e-Voting and joining the AGM through VC/OAVM are annexed to this Notice.

18. a) The Company has declared and paid an interim dividend of Rs. 1.50/- (15%) per equity share of the Company for the Financial Year 2022-23. Those members who have not claimed the said dividend may send their claims to the Company Secretary at the Company's Corporate Office address.
- b) Members may please note that dividends that remain unclaimed for a period of seven years from the date of transfer to the Unpaid Dividend Account will be transferred to the Investor Education & Protection Fund (IEPF), as required under Section 124 of the Companies Act, 2013, shares on which dividend remains unclaimed for seven consecutive years shall be transferred to the IEPF as per Section 124 of the Act, read with applicable IEPF rules.

19. The e-Voting shall commence on Tuesday, September 19, 2023 at 9:00 A.M. (IST) and shall remain open till Thursday, September 21, 2023 at 5:00 P.M. (IST). Members holding shares either in physical form or in dematerialized form, as on Friday, September 15, 2023 i.e. cut-off date, may cast their vote electronically. The e-Voting module shall be disabled by CDSL for voting thereafter. Those

members, who will be present in the AGM through VC / OAVM facility and have not cast their vote on the resolutions through remote e-Voting and are otherwise not barred from doing so, shall be eligible to vote through e-Voting system during the AGM.

20. The Board has appointed Mr. Sumit Kumar, Practicing Company Secretary (M. No.: 7714, COP No.: 8072), as Scrutinizer for conducting the e-Voting process in accordance with the law and in a fair and transparent manner.
21. The Results declared along with the Scrutinizer's Report shall be placed on the website of the Company at [www.optiemus.com](http://www.optiemus.com) and on the website of CDSL at [www.cdslindia.com](http://www.cdslindia.com) immediately after the declaration of result by the Chairman or any person authorized by him in writing. The results shall also be forwarded to the Stock Exchanges (NSE and BSE) where the shares of Company are listed.
22. The recorded transcript of the ensuing AGM to be held on September 22, 2023, shall also be made available on the website of the Company, as soon as possible after the meeting is over.
23. Since this AGM will be held through VC / OAVM, the route map of the venue of the Meeting is not annexed hereto.
24. Investor Grievance Redressal: The Company has designated an exclusive e-mail ID i.e. [info@optiemus.com](mailto:info@optiemus.com) to enable investors to register their complaints/requests, if any.

**By order of the Board  
For Optiemus Infracom Limited**

**Date: August 12, 2023  
Place: Noida (U.P.)**

**Vikas Chandra  
Company Secretary & Compliance Officer  
M. No.: 22263**

**Information regarding Directors seeking appointment / re-appointment at the ensuing Annual General Meeting**

(In pursuance of Regulation 36 of the SEBI (Listing Obligations & Disclosure Requirements) Regulations, 2015 read with Secretarial Standard – 2 on General Meetings)

<b>Name of Director</b>	<b>Mr. Ashok Gupta</b>
<b>DIN</b>	00277434
<b>Age</b>	65 Years
<b>Qualifications</b>	Graduate
<b>Experience (including expertise in specific functional area) / Brief resume</b>	Mr. Ashok Gupta has been on the Board of Directors of the Company since 2009. Mr. Ashok Gupta is responsible for overall operations of the Company. He is having a huge & knowledgeable experience of 43 years in the business activities in Telecom Industry, Construction, Import of Mobile Handset and Accessories. Mr. Ashok Gupta has the excellent quality of entrepreneurship as well as involvement in top managerial related assignments. He has promoted various companies in the field of Communication, Telecom, Construction and Allied Industries.
<b>Date of first appointment on the Board</b>	5 <sup>th</sup> January, 2009
<b>Terms and conditions of appointment / re-appointment</b>	On existing terms & conditions
<b>Shareholding in the Company as on 31<sup>st</sup> March, 2023</b>	5,754,894 equity shares of INR 10/- each
<b>Directorships held in other Companies as on 12.08.2023</b>	<ol style="list-style-type: none"> <li>1. Mobiphone Network India Limited</li> <li>2. Optiemus Electronics Limited</li> <li>3. Param Exports and Construction Private Limited</li> <li>4. My Mobile Infomedia Private Limited</li> <li>5. Besmarty Technologies Private Limited</li> <li>6. Insat Exports Private Limited</li> <li>7. GRA Enterprises Private Limited</li> <li>8. Optiemus Telematics Private Limited</li> <li>9. Convenient Retail Private Limited</li> <li>10. GDN Enterprises Private Limited</li> <li>11. Telemax Links India Private Limited</li> <li>12. Sai Navdhara Private Limited</li> <li>13. Optiemus Telecommunication Private Limited</li> </ol>
<b>Chairman/ Member of the Committees of the Board across all other public Companies of which he is a Director as on 12.08.2023</b>	<p><b>Optiemus Electronics Limited</b></p> <ul style="list-style-type: none"> <li>- Operations and Administration Committee (Chairman)</li> <li>- Corporate Social Responsibility Committee (Chairman)</li> </ul>
<b>Details of last drawn remuneration and proposed remuneration (excluding sitting fees paid to non-executive directors)</b>	<p>Last Remuneration: 90 Lacs p.a. Proposed Remuneration: 90 Lacs p.a.</p>

<b>Name of Director</b>	<b>Mr. Ashok Gupta</b>
<b>Inter-se relationships between Directors</b>	Mr. Ashok Gupta is father of Mr. Neetesh Gupta, Non-Executive Director of the Company. No relationship exist with any other Directors/KMP.
<b>No. of Board Meetings attended during the Financial year 2022-23</b>	6 out of 6

**INSTRUCTIONS FOR E-VOTING AND JOINING THE AGM**

**The instructions for shareholders for e-Voting are as under:**

- (i) The voting period begins on Tuesday, September 19, 2023 at 9:00 A.M. (IST) and ends on Thursday, September 21, 2023 at 5:00 P.M. (IST). During this period shareholders of the Company, holding shares either in physical form or in dematerialized form, as on the cut-off date (record date) i.e. Friday, September 15, 2023 may cast their vote electronically. The e-Voting module shall be disabled by CDSL for voting thereafter.
- (ii) Shareholders who have already voted prior to the meeting date would not be entitled to vote at the meeting venue.
- (iii) Pursuant to SEBI Circular No. **SEBI/HO/CFD/CMD/CIR/P/2020/242 dated December 09, 2020** under Regulation 44 of Securities and Exchange Board of India (Listing Obligations and Disclosure Requirements) Regulations, 2015, listed entities are required to provide remote e-voting facility to its shareholders, in respect of all shareholders' resolutions. However, it has been observed that the participation by the public non-institutional shareholders'/retail shareholders is at a negligible level.

Currently, there are multiple e-Voting service providers (ESPs) providing e-Voting facility to listed entities in India. This necessitates registration on various ESPs and maintenance of multiple user IDs and passwords by the shareholders.

In order to increase the efficiency of the voting process, pursuant to a public consultation, it has been decided to enable e-Voting to **all the demat account holders, by way of a single login credential, through their demat accounts/ websites of Depositories/ Depository Participants**. Demat account holders would be able to cast their vote without having to register again with the ESPs, thereby, not only facilitating seamless authentication but also enhancing ease and convenience of participating in e-Voting process.

**Step 1:** Access through Depositories CDSL/NSDL e-Voting system in case of individual shareholders holding shares in demat mode.

- (iv) In terms of **SEBI Circular No. SEBI/HO/CFD/CMD/CIR/P/2020/242 dated December 9, 2020** on e-Voting facility provided by Listed Companies, Individual shareholders holding securities in demat mode are allowed to vote through their demat account maintained with Depositories and Depository Participants. Shareholders are advised to update their mobile number and e-mail ID in their demat accounts in order to access e-Voting facility.

Pursuant to above said SEBI Circular, Login method for e-Voting and joining virtual meetings **for individual shareholders holding securities in Demat mode CDSL/NSDL** is given below:

Type of shareholders	Login Method
Individual Shareholders holding securities in Demat mode with <b>CDSL</b>	<p>1) Users who have opted for CDSL Easi / Easiest facility, can login through their existing user ID and password. Option will be made available to reach e-Voting page without any further authentication. The URL for users to login to Easi / Easiest are <a href="https://web.cdslindia.com/myeasi/home/login">https://web.cdslindia.com/myeasi/home/login</a> or visit <a href="http://www.cdslindia.com">www.cdslindia.com</a> and click on Login icon and select New System Myeasi.</p> <p>2) After successful login the Easi / Easiest user will be able to see the e-Voting option for eligible companies where the e-Voting is in progress as per the information provided by company. On clicking the e-Voting option, the user will be able to see e-Voting page of the e-Voting service provider for casting your vote during the remote</p>

	<p>e-Voting period or joining virtual meeting &amp; voting during the meeting. Additionally, there is also links provided to access the system of all e-Voting Service Providers i.e. CDSL/NSDL/KARVY/LINKINTIME, so that the user can visit the e-Voting service providers' website directly.</p> <p>3) If the user is not registered for Easi/Easiest, option to register is available at <a href="https://web.cdslindia.com/myeasi/Registration/EasiRegistration">https://web.cdslindia.com/myeasi/Registration/EasiRegistration</a>.</p> <p>4) Alternatively, the user can directly access e-Voting page by providing Demat Account Number and PAN No. from e-Voting link available on <a href="http://www.cdslindia.com">www.cdslindia.com</a> home page or click on <a href="https://evoting.cdslindia.com/Evoting/EvotingLogin">https://evoting.cdslindia.com/Evoting/EvotingLogin</a>. The system will authenticate the user by sending OTP on registered Mobile &amp; e-mail as recorded in the Demat Account. After successful authentication, user will be able to see the e-Voting option where the e-Voting is in progress and also able to directly access the system of all e-Voting Service Providers.</p>
<p>Individual Shareholders holding securities in demat mode with <b>NSDL</b></p>	<p>1) If you are already registered for NSDL IDeAS facility, please visit the e-Services website of NSDL. Open web browser by typing the following URL: <a href="https://eservices.nsd.com">https://eservices.nsd.com</a> either on a Personal Computer or on a mobile. Once the home page of e-Services is launched, click on the "Beneficial Owner" icon under "Login" which is available under 'IDeAS' section. A new screen will open. You will have to enter your User ID and Password. After successful authentication, you will be able to see e-Voting services. Click on "Access to e-Voting" under e-Voting services and you will be able to see e-Voting page. Click on company name or e-Voting service provider name and you will be re-directed to e-Voting service provider website for casting your vote during the remote e-Voting period or joining virtual meeting &amp; voting during the meeting.</p> <p>2) If the user is not registered for IDeAS e-Services, option to register is available at <a href="https://eservices.nsd.com">https://eservices.nsd.com</a>. Select "Register Online for IDeAS" Portal or click at <a href="https://eservices.nsd.com/SecureWeb/IdeasDirectReg.jsp">https://eservices.nsd.com/SecureWeb/IdeasDirectReg.jsp</a>.</p> <p>3) Visit the e-Voting website of NSDL. Open web browser by typing the following URL: <a href="https://www.evoting.nsd.com">https://www.evoting.nsd.com</a> either on a Personal Computer or on a mobile. Once the home page of e-Voting system is launched, click on the icon "Login" which is available under 'Shareholder/Member' section. A new screen will open. You will have to enter your User ID (i.e. your sixteen digit demat account number hold with NSDL), Password/OTP and a Verification Code as shown on the screen. After successful authentication, you will be redirected to NSDL Depository site wherein you can see e-Voting page. Click on company name or e-Voting service provider name and you will be redirected to e-Voting service provider website for casting your vote during the remote e-Voting period or joining virtual meeting &amp; voting during the meeting.</p>

Individual Shareholders (holding securities in demat mode) login through their Depository Participants	You can also login using the login credentials of your demat account through your Depository Participant registered with NSDL/CDSL for e-Voting facility. After Successful login, you will be able to see e-Voting option. Once you click on e-Voting option, you will be redirected to NSDL/CDSL Depository site after successful authentication, wherein you can see e-Voting feature. Click on company name or e-Voting service provider name and you will be redirected to e-Voting service provider website for casting your vote during the remote e-Voting period or joining virtual meeting & voting during the meeting.
--	--

***Important note:*** Members who are unable to retrieve User ID / Password are advised to use *Forget User ID and Forget Password option available at abovementioned website.*

**Helpdesk for Individual Shareholders holding securities in demat mode for any technical issues related to login through Depository i.e. CDSL and NSDL**

Login type	Helpdesk details
Individual Shareholders holding securities in Demat mode with <b>CDSL</b>	Members facing any technical issue in login can contact CDSL helpdesk by sending a request at <a href="mailto:helpdesk.evoting@cdslindia.com">helpdesk.evoting@cdslindia.com</a> or contact at toll free no. 1800 22 55 33.
Individual Shareholders holding securities in Demat mode with <b>NSDL</b>	Members facing any technical issue in login can contact NSDL helpdesk by sending a request at <a href="mailto:evoting@nsdl.co.in">evoting@nsdl.co.in</a> or call at toll free no.: 1800 1020 990 and 1800 22 44 30.

**Step 2 :** Access through CDSL e-Voting system in case of shareholders holding shares in physical mode and non-individual shareholders in demat mode.

(v) Login method for Remote e-Voting for **Physical shareholders and shareholders other than individual holding in Demat form.**

1. The shareholders should log on to the e-voting website [www.evotingindia.com](http://www.evotingindia.com) .
2. Click on Shareholders.
3. Now Enter your User ID
  - a. For CDSL: 16 digits beneficiary ID,
  - b. For NSDL: 8 character DP ID followed by 8 digits Client ID,
  - c. Members holding shares in Physical Form should enter Folio Number registered with the Company.
4. Next enter the Image Verification as displayed and Click on Login.
5. If you are holding shares in demat form and had logged on to [www.evotingindia.com](http://www.evotingindia.com) and voted on an earlier voting of any company, then your existing password is to be used.
6. If you are a first time user follow the steps given below:

	<b>For Physical shareholders and other than individual shareholders holding shares in Demat</b>
PAN	Enter your 10 digit alpha-numeric PAN issued by Income Tax Department (Applicable for both demat shareholders as well as physical shareholders) <ul style="list-style-type: none"> <li>• Shareholders who have not updated their PAN with the Company/Depository Participant are requested to use the first two letters of their name and the 8 digits of the sequence number in the PAN field.</li> </ul>



Dividend Bank Details <b>OR</b> Date of Birth (DOB)	Enter the Dividend Bank Details or Date of Birth (in dd/mm/yyyy format) as recorded in your demat account or in the company records in order to login. <ul style="list-style-type: none"> <li>• If both the details are not recorded with the depository or company please enter the member ID / folio number in the Dividend Bank details field as mentioned in instruction (v).</li> </ul>
---	--

- (vi) After entering these details appropriately, click on “SUBMIT” tab.
- (vii) Shareholders holding shares in physical form will then directly reach the Company selection screen. However, shareholders holding shares in demat form will now reach ‘Password Creation’ menu wherein they are required to mandatorily enter their login password in the new password field. Kindly note that this password is to be also used by the demat holders for voting for resolutions of any other company on which they are eligible to vote, provided that company opts for e-Voting through CDSL platform. It is strongly recommended not to share your password with any other person and take utmost care to keep your password confidential.
- (viii) For Shareholders holding shares in physical form, the details can be used only for e-Voting on the resolutions contained in this Notice.
- (ix) Click on the EVSN of Optiemus Infracom Limited on which you choose to vote.
- (x) On the voting page, you will see “RESOLUTION DESCRIPTION” and against the same the option “YES/NO” for voting. Select the option YES or NO as desired. The option YES implies that you assent to the Resolution and option NO implies that you dissent to the Resolution.
- (xi) Click on the “RESOLUTIONS FILE LINK” if you wish to view the entire Resolution details.
- (xii) After selecting the resolution you have decided to vote on, click on “SUBMIT”. A confirmation box will be displayed. If you wish to confirm your vote, click on “OK”, else to change your vote, click on “CANCEL” and accordingly modify your vote.
- (xiii) Once you “CONFIRM” your vote on the resolution, you will not be allowed to modify your vote.
- (xiv) You can also take a print of the votes cast by clicking on “Click here to print” option on the Voting page.
- (xv) If a demat account holder has forgotten the changed password, then Enter the User ID and the image verification code and click on Forgot Password & enter the details as prompted by the system.
- (xvi) **Additional Facility for Non – Individual Shareholders and Custodians –For Remote Voting only**
  - Non-Individual shareholders (i.e. other than Individuals, HUF, NRI etc.) and Custodians are required to log on to [www.evotingindia.com](http://www.evotingindia.com) and register themselves in the “Corporates” module.
  - A scanned copy of the Registration Form bearing the stamp and sign of the entity should be e-mailed to [helpdesk.evoting@cdslindia.com](mailto:helpdesk.evoting@cdslindia.com).
  - After receiving the login details a Compliance User should be created using the admin login and password. The Compliance User would be able to link the account(s) for which they wish to vote on.
  - The list of accounts linked in the login should be mailed to [helpdesk.evoting@cdslindia.com](mailto:helpdesk.evoting@cdslindia.com) and on approval of the accounts they would be able to cast their vote.
  - It is mandatory that a scanned copy of the Board Resolution and Power of Attorney (POA) which they have issued in favour of the Custodian, if any, should be uploaded in PDF format in the system for the scrutinizer to verify the same.

- Alternatively, Non Individual shareholders are required to send the relevant Board Resolution/ Authority letter etc. together with attested specimen signature of the duly authorized signatory who are authorized to vote, to the Scrutinizer at his e-mail ID: [skbatrapcs@gmail.com](mailto:skbatrapcs@gmail.com) and to the Company at the e-mail ID: [cs.vikas@optiemus.com](mailto:cs.vikas@optiemus.com), if they have voted from individual tab & not uploaded same in the CDSL e-voting system for the scrutinizer to verify the same.

**PROCESS FOR THOSE SHAREHOLDERS WHOSE E-MAIL/MOBILE NO. ARE NOT REGISTERED WITH THE COMPANY/DEPOSITORIES**

1. For Physical shareholders- Please provide necessary details like Folio No., Name of shareholder, scanned copy of the Share Certificate (front and back), PAN (self-attested scanned copy of PAN card), AADHAR (self-attested scanned copy of Aadhar Card) by an e-mail to the RTA at their e-mail ID: [beetal@beetalfinancial.com](mailto:beetal@beetalfinancial.com) and [beetalrta@gmail.com](mailto:beetalrta@gmail.com).
2. For Demat shareholders - Please update your e-mail ID & mobile no. with your respective Depository Participant (DP).
3. For Individual Demat shareholders – Please update your e-mail ID & mobile no. with your respective Depository Participant (DP) which is mandatory while e-Voting & joining virtual meetings through Depository.

If you have any queries or issues regarding attending AGM & e-Voting from the CDSL e-Voting System, you can write an e-mail to [helpdesk.evoting@cdslindia.com](mailto:helpdesk.evoting@cdslindia.com) or contact at toll free no. 1800 22 55 33.

All grievances connected with the facility for voting by electronic means may be addressed to Mr. Rakesh Dalvi, Sr. Manager, (CDSL) Central Depository Services (India) Limited, A Wing, 25<sup>th</sup> Floor, Marathon Futorex, Mafatlal Mill Compounds, N M Joshi Marg, Lower Parel (East), Mumbai - 400013 or send an e-mail to [helpdesk.evoting@cdslindia.com](mailto:helpdesk.evoting@cdslindia.com) or call toll free no. 1800 22 55 33.

**INSTRUCTIONS FOR SHAREHOLDERS ATTENDING THE AGM THROUGH VC/OAVM ARE AS UNDER:**

1. The procedure for e-Voting on the day of the AGM is same as the instructions mentioned above for Remote e-Voting.
2. The link for VC/OAVM to attend meeting will be available where the EVSN of Company will be displayed after successful login as per the instructions mentioned above for Remote e-Voting.
3. The facility for joining the AGM shall open 15 minutes before the scheduled time for commencement of the AGM and shall be closed after the expiry of 15 minutes after such scheduled time.
4. Shareholders who have voted through Remote e-Voting will be eligible to attend the AGM. However, they will not be eligible to vote at the AGM.
5. Shareholders are encouraged to join the Meeting through Laptops / IPads for better experience.
6. Shareholders will be required to allow Camera and use Internet with a good speed to avoid any disturbance during the meeting.
7. Please note that Participants Connecting from Mobile Devices or Tablets or through Laptop connecting via Mobile Hotspot may experience Audio/Video loss due to Fluctuation in their respective network. It is therefore recommended to use Stable Wi-Fi or LAN Connection to mitigate any kind of aforesaid glitches.

8. Shareholders who would like to express their views/ask questions during the meeting may register themselves as a speaker by sending their request in advance atleast **7 (Seven) days prior to meeting** mentioning their name, demat account number/folio number, e-mail ID, mobile number at [info@optiemus.com](mailto:info@optiemus.com) and [cs.vikas@optiemus.com](mailto:cs.vikas@optiemus.com) . The shareholders who do not wish to speak during the AGM but have queries may send their queries in advance 7 (Seven) days prior to meeting mentioning their name, demat account number/folio number, e-mail ID, mobile number at [info@optiemus.com](mailto:info@optiemus.com) and [cs.vikas@optiemus.com](mailto:cs.vikas@optiemus.com). These queries will be replied to by the Company suitably by e-mail.
  9. Those shareholders who have registered themselves as a speaker will only be allowed to express their views/ask questions during the meeting.
  10. Only those shareholders, who are present in the AGM through VC/OAVM facility and have not casted their vote on the Resolutions through remote e-Voting and are otherwise not barred from doing so, shall be eligible to vote through e-Voting system available during the AGM.
  11. If any votes are cast by the shareholders through the e-Voting available during the AGM and if the same shareholders have not participated in the meeting through VC/OAVM facility, then the votes cast by such shareholders shall be considered invalid as the facility of e-Voting during the meeting is available only to the shareholders attending the meeting.
- (xvii) Any person, who acquires shares of the Company and become members of the Company after dispatch of the Notice and holding shares as on the cut-off-date i.e. August 18, 2023 may follow the same instructions as mentioned above for e-Voting.
- (xviii) Once a vote on a resolution is cast by a member, the member shall not be allowed to change it subsequently.
- (xix) The voting rights of the members shall be in proportion to their shares of the paid-up equity share capital of the Company as on the cut-off date of September 15, 2023 and a person who is not a member as on cut-off date should treat the Notice for information purpose only.
- (xx) Mr. Sumit Kumar, Practicing Company Secretary, having their office at 3393, 3<sup>rd</sup> Floor, South Patel Nagar, Adjacent Jaypee Siddharth Hotel (Membership No. 7714) has been appointed as the Scrutinizer to scrutinize the E-Voting process in a fair and transparent manner.
- (xxi) The Scrutinizer shall, immediately after the conclusion of voting at the AGM, scrutinize the votes cast at the Meeting and thereafter, unblock the votes cast through remote e-Voting and submit, not later than 2 working days of conclusion of AGM, a consolidated Scrutinizer's Report of the total votes cast in favour or against, if any, to the Chairman of the Company or a person authorized by him in writing who shall countersign the same. The Chairman or a person authorized by him in writing shall declare the results of the voting forthwith.
- (xxii) The results declared along with the consolidated Scrutinizer's Report shall be placed on the website of the Company [www.optiemus.com](http://www.optiemus.com) and on the website of CDSL [www.evotingindia.com](http://www.evotingindia.com) and shall simultaneously be forwarded to the concerned Stock Exchanges. The results of the voting along with the consolidated Scrutinizer's report will also be displayed at the Notice Board at the Registered Office of the Company.







## OPTIEMUS INFRACOM LIMITED

CIN: L64200DL1993PLC054086

Regd. Office: K-20, 2<sup>nd</sup> Floor, Lajpat Nagar-II, New Delhi - 110024

Ph.: 011-29840906

Corp. Office: D-348, Sector-63, Noida, U.P. - 201 307

Ph.: 0120-2406450

Website: [www.optiemus.com](http://www.optiemus.com)